

SK02-111006NL

RJ45



SPECIFICATIONS

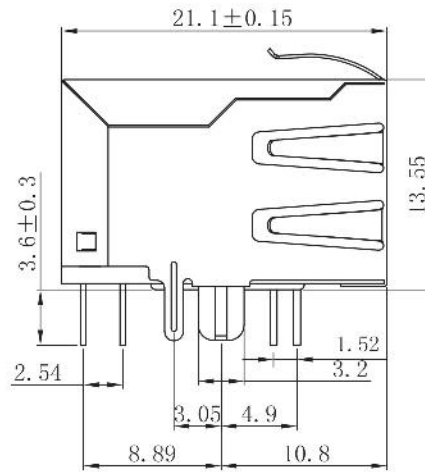
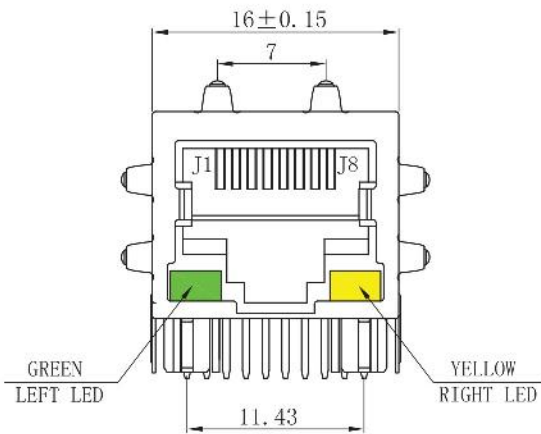
ELECTRICAL
 CURRENT RATING: 0.1 AMPS
 VOLTAGE RATING: 48 V AC
 INSULATION RESISTANCE: $\geq 500M\Omega$
 WITHSTANDING VOLTAGE: AC 1000V
 RMS 50Hz or 60Hz 1Min
 CONTACT RESISTANCE: $\leq 30m\Omega$

MECHANICAL
 MATING FORCE: 5-25N
 RETENTION STRENGTH: $\geq 76N$
 DURABILITY: ≥ 750 TIMES

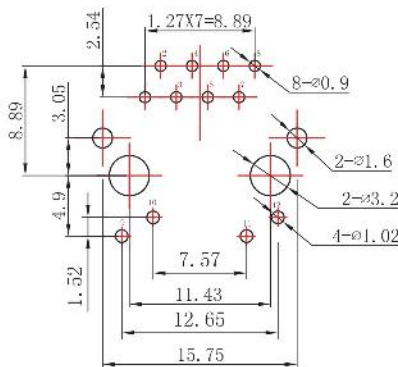
MATERIAL
 HOUSING: PA6T OR PBT FILLED WITH FIBERGLASS
 INSERT MATERIAL: PBT FILLED WITH FIBERGLASS
 SHIELDING: 0.2mm THICKNESS COPPER ALLOY WITH NICKEL PLATED
 CONTACT: 0.35mm THICKNESS PHOSPHOR BRONZE, HARD GOLD PLATED OVER T1N
 GOLD PLATING: $< 3\mu$ "INCH 3μ "INCH 6μ "INCH
 15μ "INCH 30μ "INCH 50μ "INCH

MARKING: MARKING FOLLOW THE CUSTOMER REQUIREMENT

WORKING TEMPERATURE: $-40^{\circ}C \sim 70^{\circ}C$



PC Board Layout



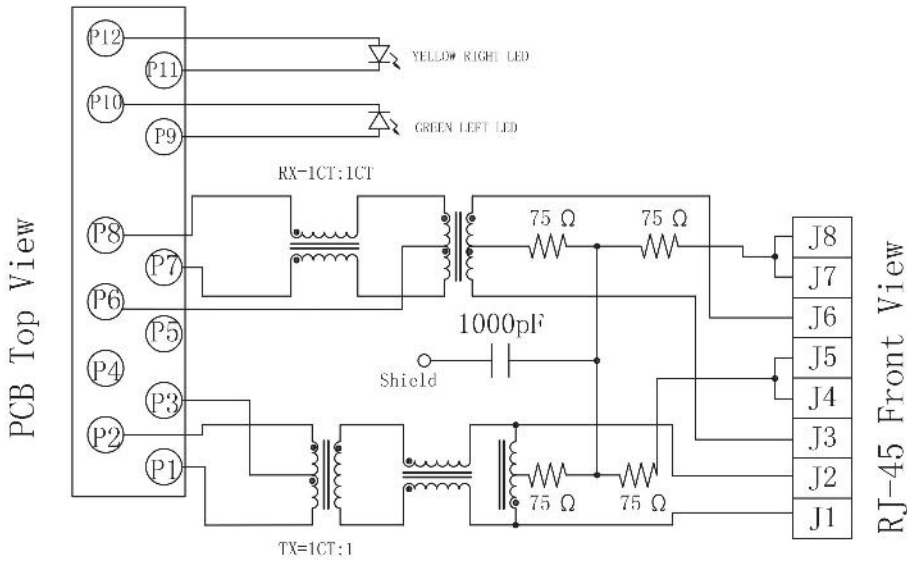
Order Information:

SK02- 11 1 006 NL -(Y/N)
 A B C D E F

- A: It stands for the RJ45 designer: Such as SK or Other, 01 or 02 stands for as followig: 01=Tab up, 02=Tab down
- B: The parts are single or multi-ports: such as SK01-11xxxx, it means 1x1 single port, SK01-21xxxx, means 2x1 or 1x2, it is a dual ports RJ45 filtered connector. "G" the mean is 1000base requirement.
- C: Tells it is a LEDs version or not, "1" means with LEDs, "0" or else there is without LEDs.
- D: It stands for the Parts's series No.
- E: NL=RoHS Complaint.
- F: Contact Plating Code: Normal type is No Mark, it stands the Contact Area of Contact Pin is $6U^{\circ}$ Gold Plating. More than $6U^{\circ}$ need Mark 15 or 30 or 50, etc.

SK02-111006NL

RJ45



ALL THE RAW MATERIALS MEET RoHS STANDARD

ELECTRICAL SPECIFICATIONS: @25°C unless otherwise noted

- 1.0 TURNS RATIO: TX= 1CT:1 ± 5%
RX=1CT: 1CT ± 5%
- 2.0 OCL : 350uH MIN @0.1V, 100KHZ, 8mA DC BIAS
- 3.0 Cww: 28 pF Max
- 4.0 L. L : 0.4 uH MAX
- 5.0 Rise Time:
10-90% 2.5 nS Typ
- 6.0 RETURN LOSS: 30MHZ : -16dB MIN
40MHZ : -14dB MIN
50MHZ : -13.5dB MIN
60MHZ : -13dB MIN
80MHZ : -10dB MIN
- 7.0 INSERTION LOSS:
0.3 MHZ TO 100MHZ : -1.15dB MAX
- 8.0 HI-POT : 1500Vrms 6s
- 9.0. Cross Talk: 0.3MHZ TO 30 MHZ : -40dB MIN
30 MHZ TO 60 MHZ : -35dB MIN
60 MHZ TO 100 MHZ : -30dB MIN
10. CMR:
1 MHZ TO 30 MHZ : -30 dB Min
30 MHZ TO 60 MHZ : -25 dB Min
60 MHZ TO 125 MHZ : -20 dB Min