

GP02-20 THRU GP02-40

MINIATURE HIGH VOLTAGE GLASS PASSIVATED JUNCTION PLASTIC RECTIFIER

Reverse Voltage: 2000 to 4000 V

Forward Current: 0.25 A

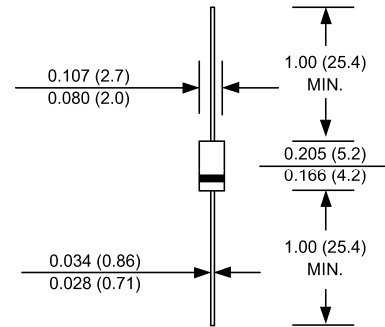
Features

- Glass passivated junction
- High current capability
- High surge current capability
- High reliability
- Low reverse current
- Low forward voltage drop

Mechanical Data

- Case: DO-41 Molded plastic
- Epoxy: UL 94V-0 rate flame retardant
- Lead: Axial lead solderable per MIL-STD-202 Method 208 guaranteed
- Polarity: Color band denotes cathode end
- Mounting position: Any

DO - 41



Dimensions in inches and (millimeters)

Maximum Ratings and Electrical Characteristics

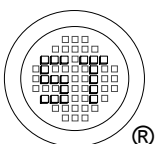
Ratings at 25 °C ambient temperature unless otherwise specified. Single phase, half wave, 60 Hz, resistive or inductive load. For capacitive load, derate current by 20%.

Parameter	Symbols	GP02-20	GP02-25	GP02-30	GP02-35	GP02-40	Units
Maximum Recurrent Peak Reverse Voltage	V_{RRM}	2000	2500	3000	3500	4000	V
Maximum RMS Voltage	V_{RMS}	1400	1750	2100	2450	2800	V
Maximum DC Blocking Voltage	V_{DC}	2000	2500	3000	3500	4000	V
Maximum Average Forward Current 0.375"(9.5mm) Lead Length $T_a = 55\text{ }^\circ\text{C}$	$I_{F(AV)}$	0.25					A
Peak Forward Surge Current 8.3 ms. Single Half Sine Wave Superimposed on Rated Load (JEDEC Method)	I_{FSM}	15					A
Maximum Forward Voltage at 1A	V_F	3					V
Maximum Reverse Current at Rated DC Blocking Voltage at $T_a = 25\text{ }^\circ\text{C}$	I_R	5					μA
at $T_a = 100\text{ }^\circ\text{C}$		50					
Maximum Reverse Recovery Time ¹⁾	t_{rr}	2					μs
Typical Junction Capacitance ²⁾	C_J	3					pF
Typical Thermal Resistance ³⁾	$R_{\theta JA}$	130					$^\circ\text{C/W}$
Junction Temperature Range	T_J	- 65 to + 175					$^\circ\text{C}$
Storage Temperature Range	T_S	- 65 to + 175					$^\circ\text{C}$

¹⁾ Reverse recovery test conditions: $I_F = 0.5\text{ A}$, $I_R = 1\text{ A}$, $I_{rr} = 0.25\text{ A}$

²⁾ Measured at 1 MHz and applied reverse voltage of 4 VDC

³⁾ Thermal resistance from junction to ambient at 0.375"(9.5mm) Lead Lengths, P.C. board mounted.



SEMTECH ELECTRONICS LTD.

(Subsidiary of Sino-Tech International Holdings Limited, a company listed on the Hong Kong Stock Exchange, Stock Code: 724)



GP02-20 THRU GP02-40

FIG. 1 - DERATING CURVE FOR OUTPUT RECTIFIED CURRENT

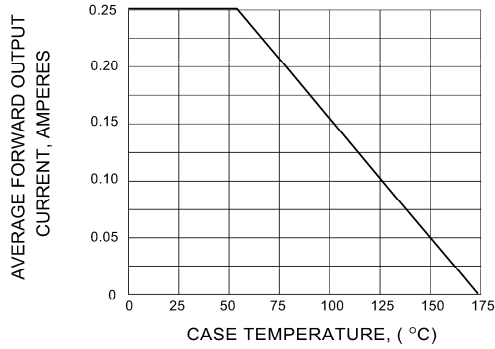


FIG. 2 - MAXIMUM NON-REPETITIVE PEAK FORWARD SURGE CURRENT

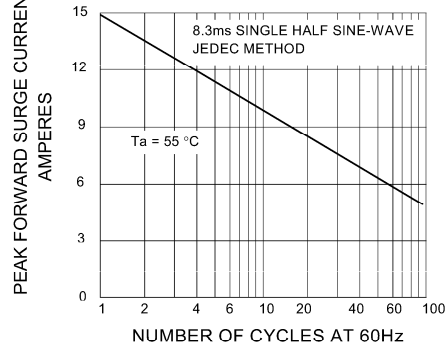


FIG. 3 - TYPICAL FORWARD CHARACTERISTICS

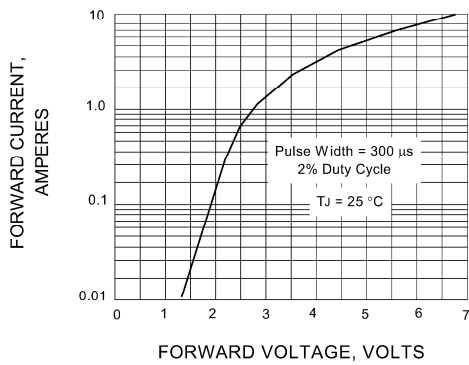


FIG. 4 - TYPICAL REVERSE CHARACTERISTICS

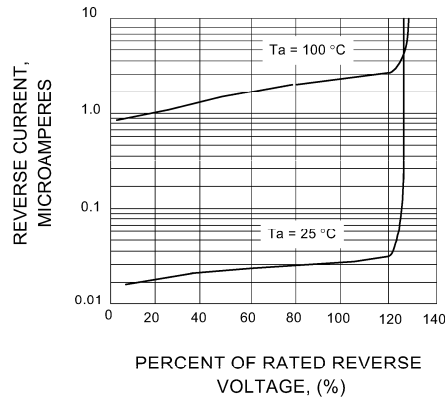
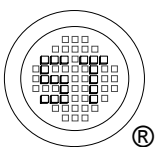
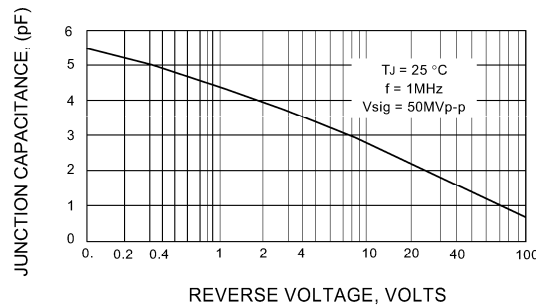


FIG 5 - TYPICAL JUNCTION CAPACITANCE



SEMTECH ELECTRONICS LTD.
 (Subsidiary of Sino-Tech International Holdings Limited, a company listed on the Hong Kong Stock Exchange, Stock Code: 724)

