

FR101G THRU FR107G

GLASS PASSIVATED FAST RECOVERY RECTIFIER

Reverse Voltage – 50 to 1000 V

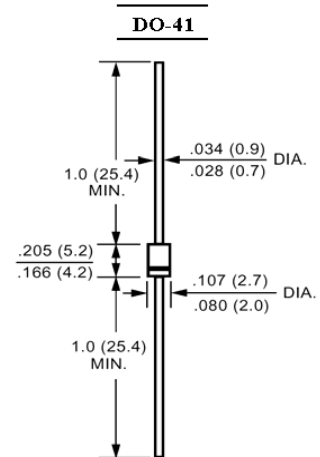
Forward Current – 1 A

Features

- Fast switching for high efficiency
- High current capability

Mechanical Data

- Case: Molded plastic, DO-41
- Epoxy: UL 94V-0 rate flame retardant
- Lead: Axial leads, solderable per MIL-STD-202, Method 208 guaranteed
- Polarity: Color band denotes cathode end
- Mounting Position: Any



Dimensions in inches and (millimeters)

Maximum Ratings and Electrical Characteristics

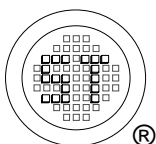
Ratings at 25 °C ambient temperature unless otherwise specified. Single phase, half-wave, 60 Hz, resistive or inductive load, for capacitive load, derate current by 20%.

Parameter	Symbols	FR101G	FR102G	FR103G	FR104G	FR105G	FR106G	FR107G	Units
Maximum Recurrent Peak Reverse Voltage	V_{RRM}	50	100	200	400	600	800	1000	V
Maximum RMS Voltage	V_{RMS}	35	70	140	280	420	560	700	V
Maximum DC Blocking Voltage	V_{DC}	50	100	200	400	600	800	1000	V
Maximum Average Forward Rectified Current 0.375" (9.5 mm) Lead Length at $T_A = 55\text{ }^\circ\text{C}$	$I_{F(AV)}$	1							A
Peak Forward Surge Current 8.3 ms Single Half Sine-Wave Superimposed on Rated Load (JEDEC Method)	I_{FSM}	30							A
Maximum Forward Voltage at 1 A	V_F	1.3							V
Maximum Reverse Current at Rated DC Blocking Voltage	I_R	5							μA
		50							
Typical Junction Capacitance ¹⁾	C_J	12							pF
Typical Thermal Resistance ²⁾	$R_{\theta JA}$	50							$^\circ\text{C/W}$
Maximum Reverse Recovery Time ³⁾	t_{rr}	150				250	500		nS
Operating and Storage temperature range	T_j, T_{stg}	- 55 to + 150							$^\circ\text{C}$

¹⁾ Measured at 1 MHz and applied reverse voltage of 4 V D.C.


²⁾ Thermal resistance from junction to ambient 0.375"(9.5 mm) lead length P.C.B mounted.

³⁾ Reverse recovery test conditions: $I_F = 0.5\text{ A}$, $I_R = 1\text{ A}$, $I_{rr} = 0.25\text{ A}$.



SEMTECH ELECTRONICS LTD.

(Subsidiary of Sino-Tech International Holdings Limited, a company listed on the Hong Kong Stock Exchange, Stock Code: 724)



FR101G THRU FR107G

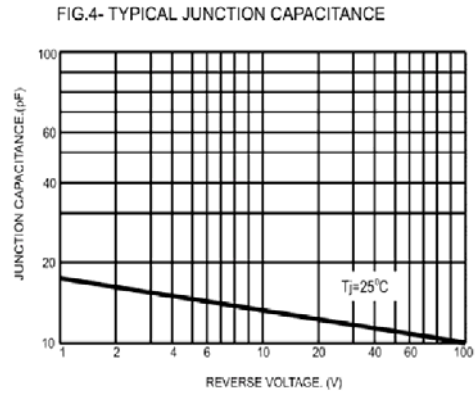
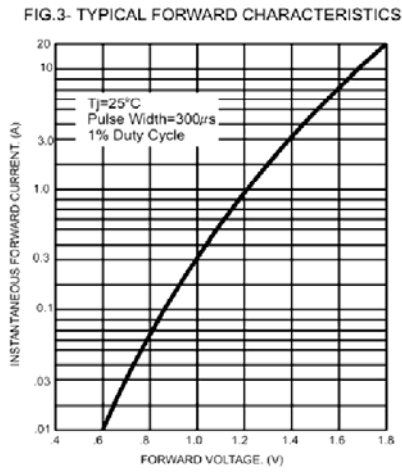
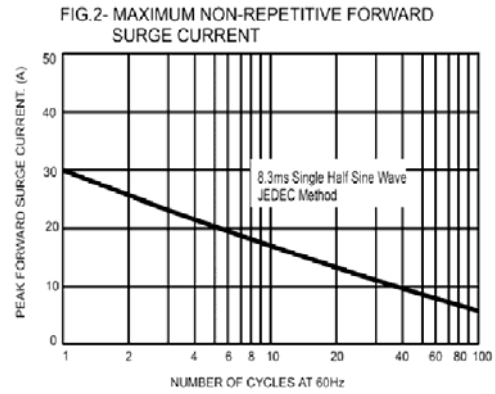
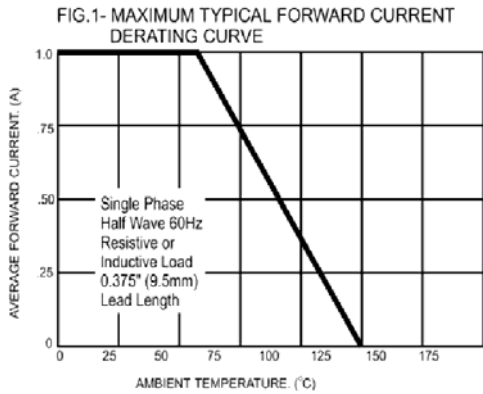
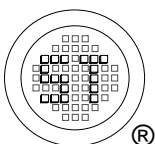
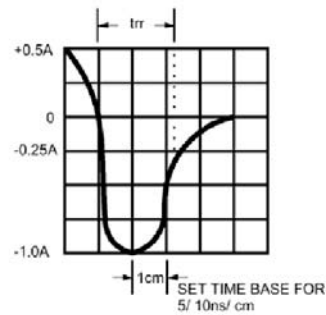
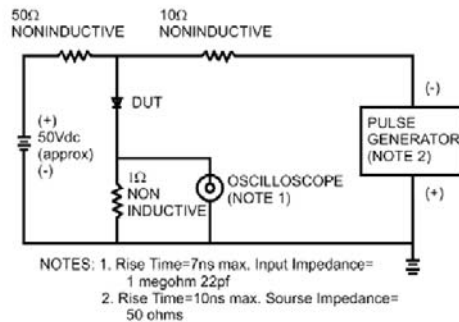


FIG.5- REVERSE RECOVERY TIME CHARACTERISTIC AND TEST CIRCUIT DIAGRAM



SEMTECH ELECTRONICS LTD.

(Subsidiary of Sino-Tech International Holdings Limited, a company listed on the Hong Kong Stock Exchange, Stock Code: 724)



ISO/TS 16949 : 2002
Certificate No. 05103



ISO 14001:2004
Certificate No. 7116



ISO 9001:2000
Certificate No. 0506098