

SDB22M THRU SDB210M

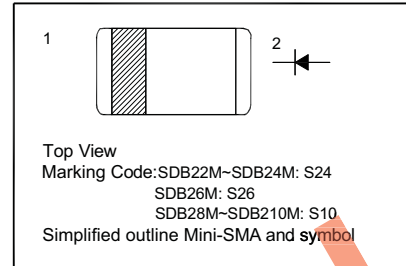
Surface Mount Schottky Barrier Rectifier

Reverse Voltage - 20 to 100 V

Forward Current - 2 A

PINNING

PIN	DESCRIPTION
1	Cathode
2	Anode

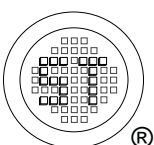


Maximum Ratings and Electrical Characteristics

Ratings at 25°C ambient temperature unless otherwise specified. Single phase half-wave 60 Hz, resistive or inductive load, for capacitive load current derate by 20%.

Parameter	Symbols	SDB22M	SDB24M	SDB26M	SDB28M	SDB210M	Unit
Maximum Repetitive Peak Reverse Voltage	V_{RRM}	20	40	60	80	100	V
Maximum RMS Voltage	V_{RMS}	14	28	42	56	70	V
Maximum DC Blocking Voltage	V_{DC}	20	40	60	80	100	V
Maximum Average Forward Rectified Current	$I_{F(AV)}$	2					A
Peak Forward Surge Current 8.3 ms Half Sine-wave Superimposed on Rated Load (JEDEC method)	I_{FSM}	50					A
Maximum Instantaneous Forward Voltage at 2 A	V_F	0.55		0.7		0.8	V
Maximum DC Reverse Current at Rated DC Blocking Voltage $T_a = 25^\circ\text{C}$ $T_a = 100^\circ\text{C}$	I_R	0.5					mA
		20		10			
Typical Thermal Resistance ¹⁾	$R_{\theta JA}$	75					°C/W
Operating Junction Temperature Range	T_j	- 55 to + 125		- 55 to + 150			°C
Storage Temperature Range	T_{stg}	- 55 to + 150					°C

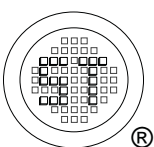
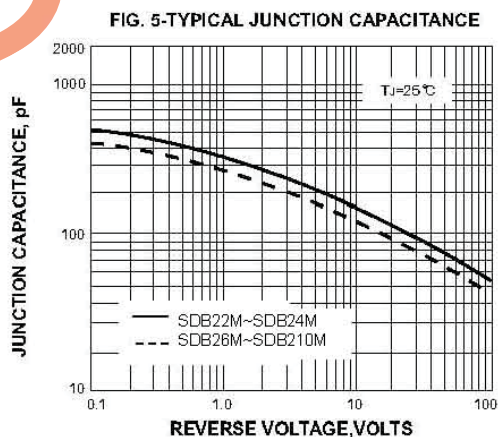
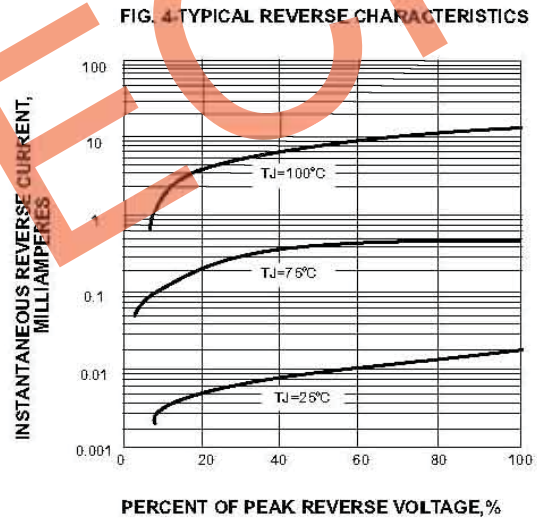
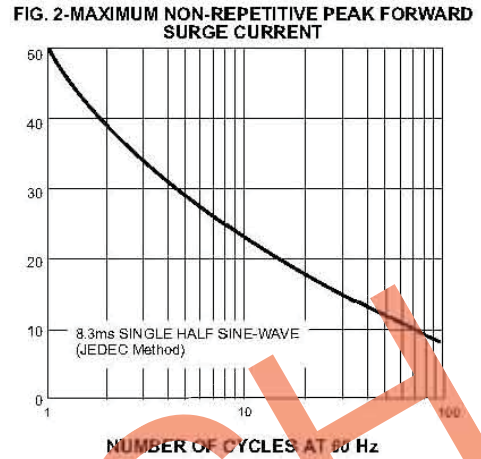
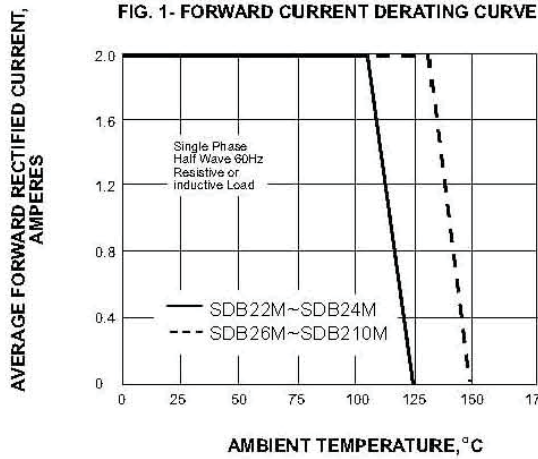
¹⁾ P.C.B mounted with 0.2 X 0.2" (5 X 5 mm) copper pad areas.



SEMTECH ELECTRONICS LTD.
 Subsidiary of Sino-Tech International (BVI) Limited



SDB22M THRU SDB210M



SEMTECH ELECTRONICS LTD.
Subsidiary of Sino-Tech International (BVI) Limited

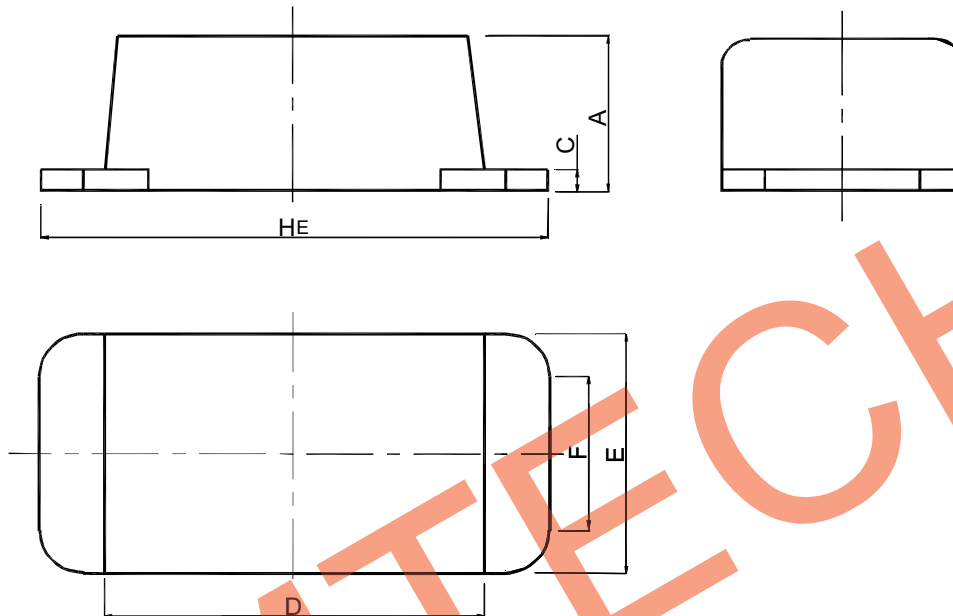


SDB22M THRU SDB210M

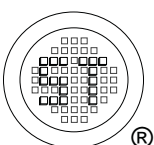
PACKAGE OUTLINE

Plastic surface mounted package; 2 leads

Mini-SMA



UNIT	A	C	D	E	F	H _E
mm	1.08	0.2	2.9	1.9	1.53	3.9
	0.88	0.1	2.6	1.7	1.43	3.5



SEMTECH ELECTRONICS LTD.
Subsidiary of Sino-Tech International (BVI) Limited



Dated: 01/04/2013 Rev: 01