

SDB32M THRU SDB310M

Surface Mount Schottky Barrier Rectifiers

Reverse Voltage - 20 to 100 V

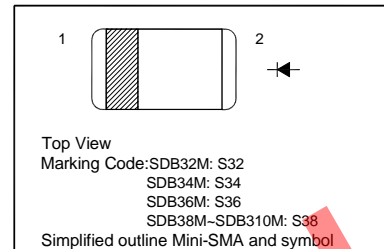
Forward Current - 3 A

Features

- Plastic package has Underwriters Laboratory Flammability Classification 94V-0
- For surface mounted applications
- Low power loss, high efficiency
- High forward surge current capability

PINNING

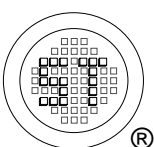
PIN	DESCRIPTION
1	Cathode
2	Anode



Maximum Ratings and Electrical Characteristics

Ratings at 25°C ambient temperature unless otherwise specified. Single phase, half wave, resistive or inductive load, for capacitive load, derate by 20 %

Parameter	Symbols	SDB32M	SDB34M	SDB36M	SDB38M	SDB310M	Unit
Maximum Repetitive Peak Reverse Voltage	V_{RRM}	20	40	60	80	100	V
Maximum RMS Voltage	V_{RMS}	14	28	42	56	70	V
Maximum DC Blocking Voltage	V_{DC}	20	40	60	80	100	V
Maximum Average Forward Rectified Current	$I_{F(AV)}$	3					A
Peak Forward Surge Current 8.3 ms Single Half Sine-wave Superimposed on Rated Load (JEDEC Method)	I_{FSM}	110					A
Maximum Instantaneous Forward Voltage at 3 A	V_F	0.52	0.55	0.65	0.85		V
Maximum DC Reverse Current at Rated DC Blocking Voltage $T_a = 25^\circ\text{C}$ $T_a = 100^\circ\text{C}$	I_R	0.5					mA
		20			10		
Operating Junction Temperature Range	T_j	- 55 to + 125			- 55 to + 150		°C
Storage Temperature Range	T_{stg}	- 55 to + 150					°C



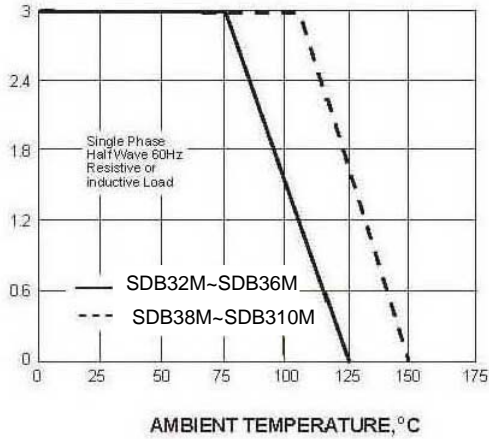
SEMTECH ELECTRONICS LTD.
 Subsidiary of Sino-Tech International (BVI) Limited



SDB32M THRU SDB310M

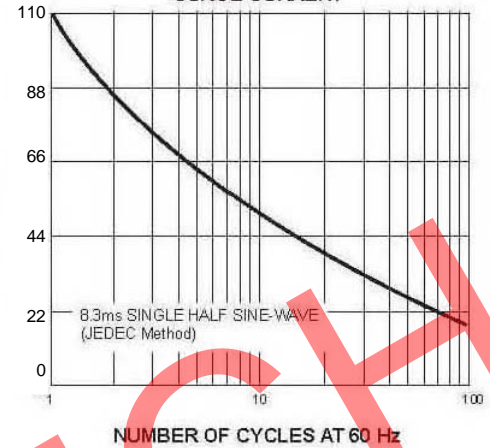
AVERAGE FORWARD RECTIFIED CURRENT, AMPERES

FIG. 1- FORWARD CURRENT DERATING CURVE



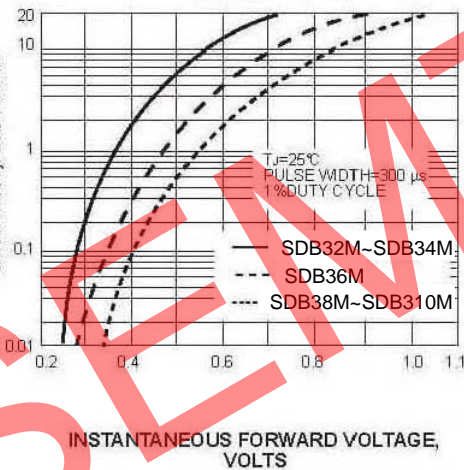
PEAK FORWARD SURGE CURRENT, AMPERES

FIG. 2-MAXIMUM NON-REPETITIVE PEAK FORWARD SURGE CURRENT



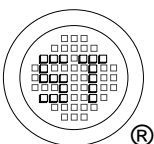
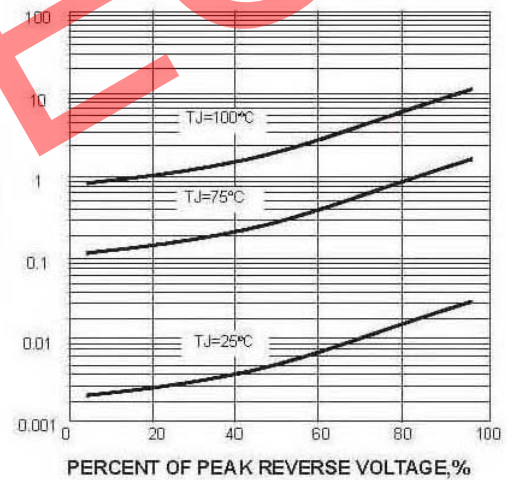
INSTANTANEOUS FORWARD CURRENT, AMPERES

FIG. 3-TYPICAL INSTANTANEOUS FORWARD CHARACTERISTICS



INSTANTANEOUS REVERSE CURRENT, MILLIAMPERES

FIG. 4-TYPICAL REVERSE CHARACTERISTICS



SEMTECH ELECTRONICS LTD.
Subsidiary of Sino-Tech International (BVI) Limited

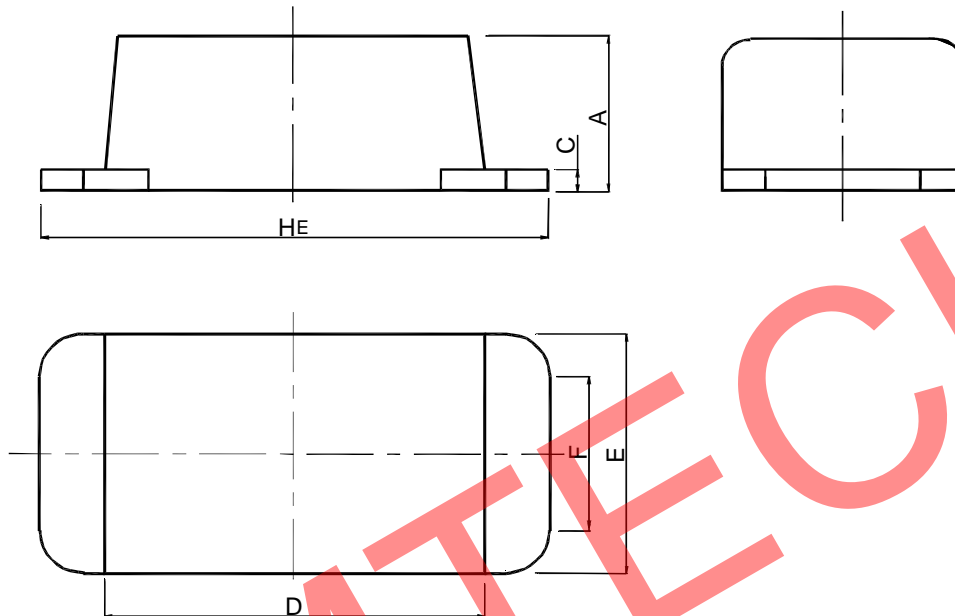


SDB32M THRU SDB310M

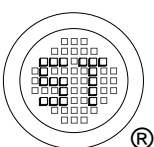
PACKAGE OUTLINE

Plastic surface mounted package; 2 leads

Mini-SMA



UNIT	A	C	D	E	F	H _E
mm	1.08	0.2	2.9	1.9	1.53	3.9
	0.88	0.1	2.6	1.7	1.43	3.5



SEMTECH ELECTRONICS LTD.
Subsidiary of Sino-Tech International (BVI) Limited



Dated: 15/07/2013 Rev: 05