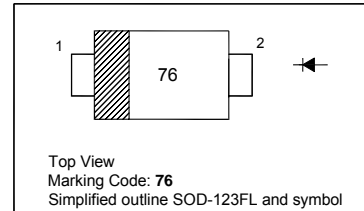


SB160W-60

Surface Mount Schottky Barrier Rectifiers

PINNING

PIN	DESCRIPTION
1	Cathode
2	Anode



Absolute Maximum Ratings ($T_a = 25^\circ\text{C}$)

Parameter	Symbol	Value	Unit
Repetitive Peak Reverse Voltage	V_{RM}	60	V
Reverse Voltage	V_R	60	V
Average Forward Rectified Current	$I_{F(AV)}$	1	A
Non-Repetitive Peak Forward Surge Current (8.3 ms)	I_{FSM}	30	A
Junction Temperature	T_j	150	$^\circ\text{C}$
Storage Temperature Range	T_{stg}	- 40 to + 150	$^\circ\text{C}$

Characteristics at $T_a = 25^\circ\text{C}$

Parameter	Symbol	Min.	Typ.	Max.	Unit
Forward Voltage at $I_F = 1\text{ A}$	V_F	-	-	0.55	V
Reverse Current at $V_R = 60\text{ V}$	I_R	-	-	50	μA
Total Capacitance at $V_R = 10\text{ V}$, $f = 1\text{ MHz}$	C_{tot}	-	40	-	pF

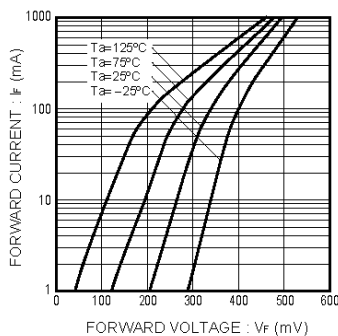


Fig.1 Forward Temperature Characteristics

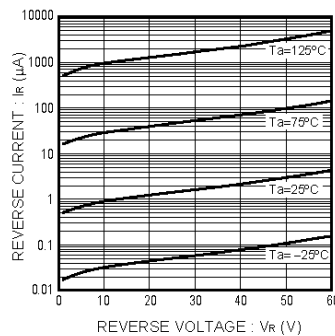


Fig.2 Reverse Temperature Characteristics

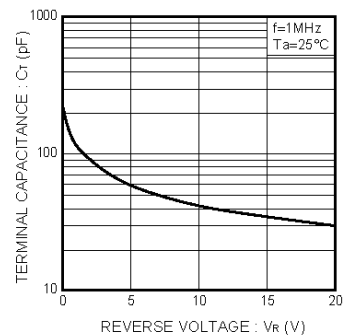
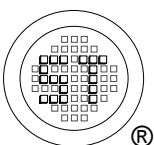


Fig.3 Capacitance Between Terminals Characteristics



SEMTECH ELECTRONICS LTD.
Subsidiary of Sino-Tech International (BVI) Limited

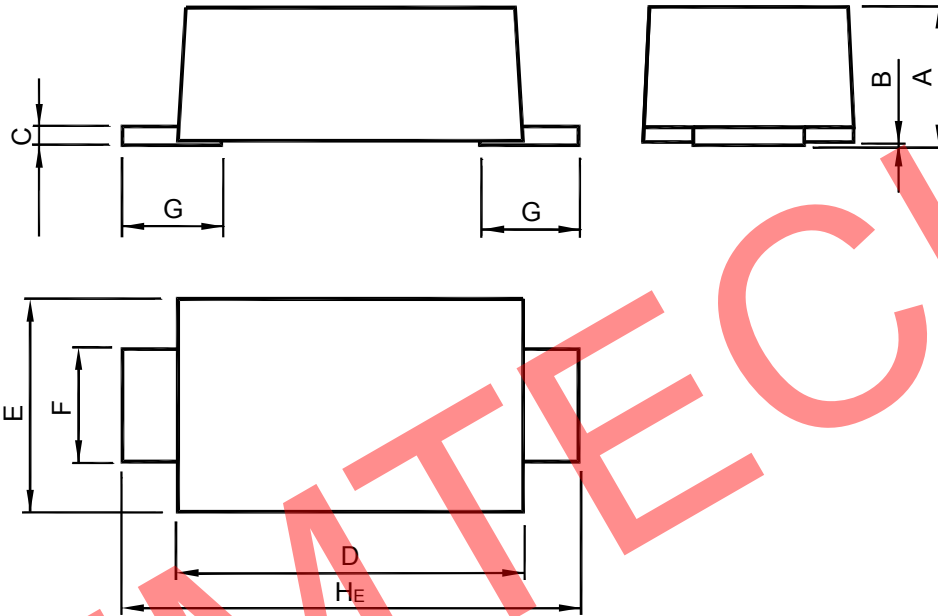


SB160W-60

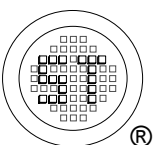
PACKAGE OUTLINE

Plastic surface mounted package; 2 leads

SOD-123FL



UNIT	A	B	C	D	E	F	G	H _E
mm	1.08	0.1	0.2	2.9	1.9	1.1	0.9	3.9
	0.88	0	0.1	2.6	1.7	0.8	0.7	3.5



SEMTECH ELECTRONICS LTD.
 Subsidiary of Sino-Tech International (BVI) Limited



Dated: 11/07/2013 Rev: 03