

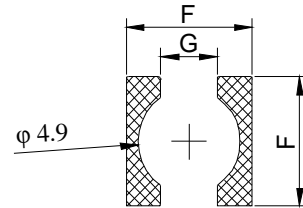
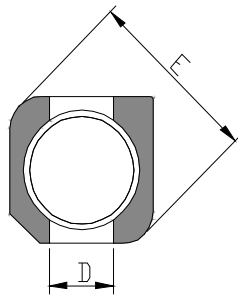
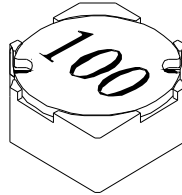
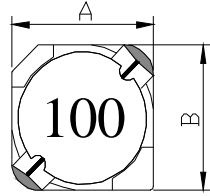
SPECIFICATION FOR APPROVAL

REF : 20090420-A

PAGE: 1

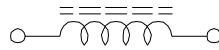
PROD. NAME	SHIELDED SMD POWER INDUCTOR	ABC'S DWG NO.	DH5028□□□□L□-□□□
		ABC'S ITEM NO.	

I . CONFIGURATION & DIMENSIONS :



- A : 5.80±0.2 mm
- B : 5.80±0.2 mm
- C : 2.80±0.2 mm
- D : 2.00 ref. mm
- E : 6.80 ref. mm
- F : 6.20 ref. mm
- G : 1.80 ref. mm

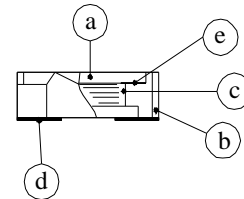
II . SCHEMATIC DIAGRAM :



(PCB Pattern Suggestion)

III . MATERIALS :

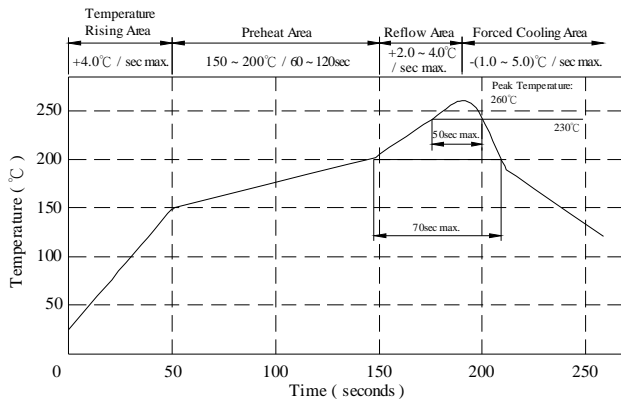
- a . Core : Ferrite DR core
- b . Core : Ferrite RI core
- c . Wire : Enamelled copper wire (class H)
- d . Terminal : Ag / Ni / Sn
- e . Adhesive : Epoxy resin
- f . Remark : Products comply with RoHS' requirements



Peak Temp : 260°C max.
 Max time above 230°C : 50sec max.
 Max time above 200°C : 70sec max.

IV . GENERAL SPECIFICATION :

- a . Storage temp. : -40°C ----+125°C
- b . Operating temp. : -40°C ----+125°C
- c . Resistance to solder heat : 260°C .10 secs.



AR-001A

SPECIFICATION FOR APPROVAL

REF : 20090420-A

PAGE: 2

PROD. NAME	SHIELDED SMD POWER INDUCTOR	ABC'S DWG NO.	DH5028□□□□L□-□□□
		ABC'S ITEM NO.	

V . ELECTRICAL CHARACTERISTICS :

DWG No.	Inductance (μ H)	RDC ($m\Omega$) max.	Isat (A) typ.	Irms (A) typ.
DH50282R7YL□-□□□	2.7 \pm 30 %	30	3.00	3.10
DH50284R2YL□-□□□	4.2 \pm 30 %	35	2.70	3.00
DH50285R3YL□-□□□	5.3 \pm 30 %	40	2.50	2.85
DH50286R2YL□-□□□	6.2 \pm 30 %	45	2.00	2.65
DH50288R2YL□-□□□	8.2 \pm 30 %	55	1.80	2.45
DH5028100ML□-□□□	10.0 \pm 20 %	70	1.70	2.30
DH5028120ML□-□□□	12.0 \pm 20 %	80	1.60	2.00
DH5028150ML□-□□□	15.0 \pm 20 %	100	1.40	1.70
DH5028180ML□-□□□	18.0 \pm 20 %	110	1.20	1.50
DH5028220ML□-□□□	22.0 \pm 20 %	120	1.10	1.30
DH5028270ML□-□□□	27.0 \pm 20 %	160	1.05	1.20
DH5028330ML□-□□□	33.0 \pm 20 %	190	0.95	1.10
DH5028390ML□-□□□	39.0 \pm 20 %	210	0.90	1.00
DH5028470ML□-□□□	47.0 \pm 20 %	250	0.80	0.90
DH5028560ML□-□□□	56.0 \pm 20 %	300	0.70	0.85
DH5028680ML□-□□□	68.0 \pm 20 %	350	0.65	0.80
DH5028820ML□-□□□	82.0 \pm 20 %	430	0.55	0.65
DH5028101ML□-□□□	100.0 \pm 20 %	480	0.50	0.60
DH5028151ML□-□□□	150.0 \pm 20 %	900	0.40	0.50
DH5028221ML□-□□□	220.0 \pm 20 %	1250	0.35	0.40
DH5028331ML□-□□□	330.0 \pm 20 %	2000	0.25	0.25
DH5028681ML□-□□□	680.0 \pm 20 %	4300	0.20	0.20

- 1). □ : Packaging Information... [A] : Bulk [B] : Taping Reel
- 2). "-□□□":Reference code
- 3). Inductance Test Freq. : 100KHz/0.1V
- 4). Isat base on $\Delta L/L0A=35\%$ typ.
- 5). Irms base on Temp. rise 40°C typ.

AR-001A



SPECIFICATION FOR APPROVAL

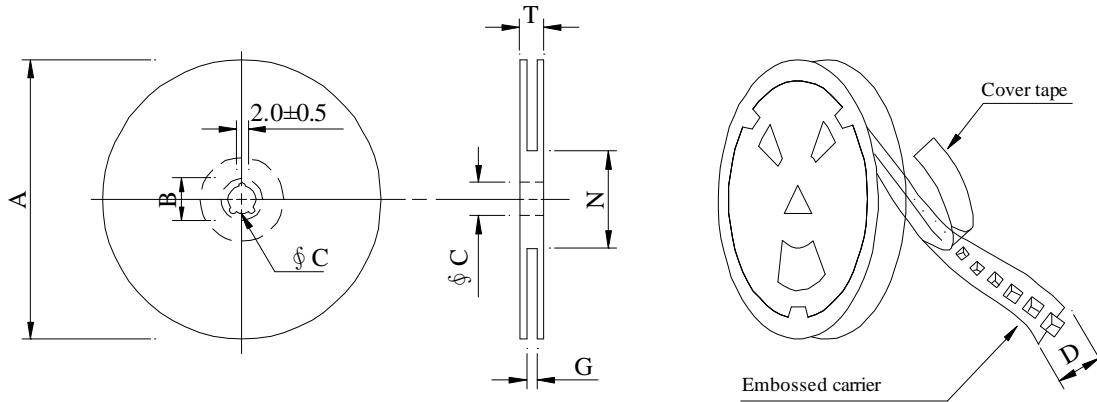
REF: 20090420-A

PAGE: 3

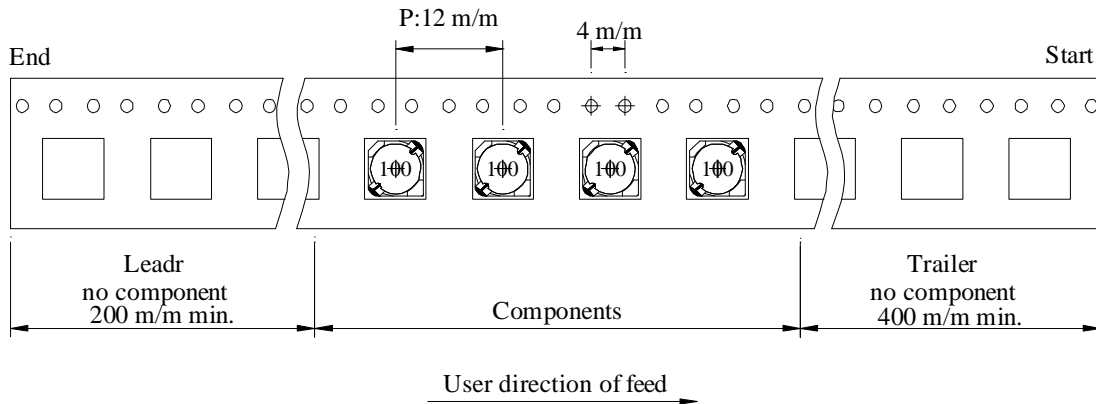
PROD. NAME	SHIELDED SMD POWER INDUCTOR	ABC'S DWG NO.	DH5028□□□□L□-□□□
		ABC'S ITEM NO.	

VI . PACKAGING INFORMATION :

(1) Configuration



※Carrier tape width : D



(2) Dimensions

Unit:m/m

Style	A	B	C	D	G	N	T
07 - 16	178	21±0.8	13	16	18 ⁺⁰	50 ⁻⁰	20.5
13 - 16	330	21±0.8	13±0.5	16	18 ⁺⁰	50 ⁻⁰	22.4

(3) Q'TY & G.W. Per package

Series	Inner : Reel			Outer : Carton		
	Q'TY (pcs)	G.W. (gw)	Style	Q'TY (pcs)	G.W. (Kg)	Size (cm)
DH5028	400	300	07 - 16	12,000	10.0	42 x 41 x 24
DH5028	1,500	1100	13 - 16	9,000	8.0	38 x 37 x 22

AR-001A

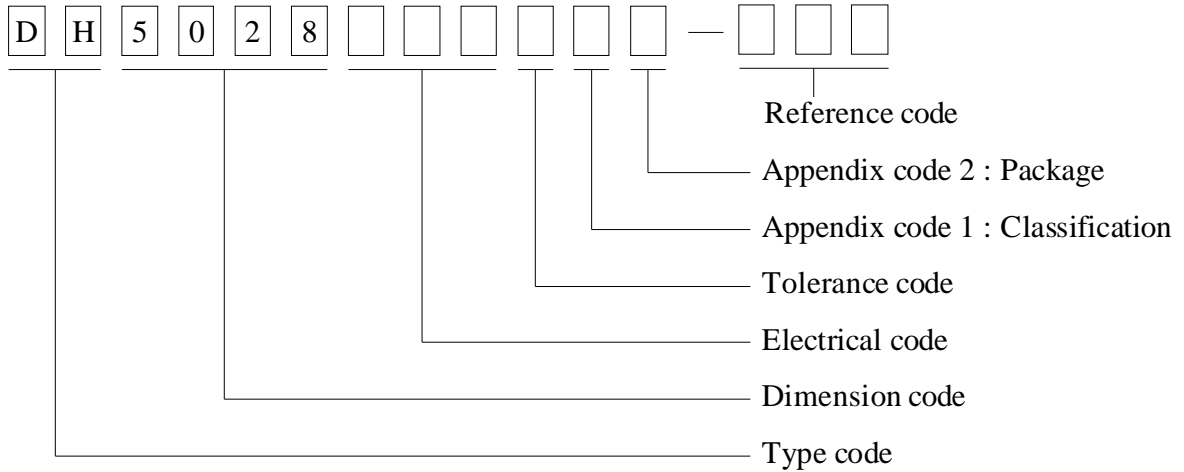
SPECIFICATION FOR APPROVAL

REF: 20090420-A

PAGE: 4

PROD. NAME	SHIELDED SMD POWER INDUCTOR	ABC'S DWG NO.	DH5028□□□□L□-□□□
		ABC'S ITEM NO.	

VII . DWGING NUMBER EXPRESSION :



Appendix code 1 : Product Classification

L : Lead Free Standard products comply with RoHS' requirements

1 ~ 9 : Lead Free Special products comply with RoHS' requirements

Appendix code 2 : Package Information

Code	Inner package	Inner package QTY	Remark
A	T.B.D.	T.B.D.	
B	T / R (Reel package)	400 pcs	
C	T / R (Reel package)	1500 pcs	

SPECIFICATION FOR APPROVAL

REF : 20090420-A

PAGE: 5

PROD. NAME	SHIELDED SMD POWER INDUCTOR	ABC'S DWG NO. ABC'S ITEM NO.	DH5028□□□□L□-□□□
---------------	--------------------------------	---------------------------------	------------------

VIII . RELIABILITY TEST :

Test item	Specification	Test condition						
Solderability	More than 95% of the terminal electrode shall be covered With fresh solder.	Preheat : 155°C / 4 hours. Solder : Sn96.5 / Ag3 / Cu0.5 or equivalent Solder temp. : 235±5°C Flux : Rosin Dip time : 5±0.5 seconds						
Thermal shock test (Temp. cycle)	Electrical oharacteristics shall not change more than ±20%	<table style="width: 100%; border: none;"> <tr> <td style="text-align: center;">Room temp. 15 minutes</td> <td style="text-align: center; vertical-align: middle;">→</td> <td style="text-align: center;">-40 °C 30 minutes</td> </tr> <tr> <td style="text-align: center;">Room temp. 15 minutes</td> <td style="text-align: center; vertical-align: middle;">→</td> <td style="text-align: center;">+125 °C 30 minutes</td> </tr> </table> <p>Total : 50 cycles</p>	Room temp. 15 minutes	→	-40 °C 30 minutes	Room temp. 15 minutes	→	+125 °C 30 minutes
Room temp. 15 minutes		→	-40 °C 30 minutes					
Room temp. 15 minutes		→	+125 °C 30 minutes					
Humidity test		Temperature : 40±2°C Humidity : 90±5% Time : 1000 hours						
High temp. Resistance test	Temperature : 105±5°C Applied current : Per spec. Time : 96 hours							

AR-001A



SPECIFICATION FOR APPROVAL

REF: 20090420-A

PAGE: 6

PROD. NAME	SHIELDED SMD POWER INDUCTOR	ABC'S DWG NO. ABC'S ITEM NO.	DH5028□□□□L□-□□□
---------------	--------------------------------	---------------------------------	------------------

IX . UL CARD :

OBMW2 October 06, 2005
Magnet Wire-Component

ELEKTRISOLA (MALAYSIA) SDN BHD E143312
JALAN DAMAI SATU JANDA BAIK 28750 BENTONG, PAHANG
DARUL MAKMUR MALAYSIA

Mtl Dsg	Mark Dsg	Coating Type		ANSI Typ	Temp Class
		BC	OC		
Estersol 180	E180	Polyesterimide (solderable)	—	MW-77	180
Amldester 200	A200	Polyesterimide	—	MW-74	200
Polysol-N 155	PN155	Polyurethane	Nylon	MW-80, MW-28	155, 130
Polysol 155	P155, G155	Polyurethane	—	MW-79, MW-75	155, 130
Polysol 155g	Pg155	Polyurethane	—	MW-75	130
Polysol 155p	Pp155, Gp155	Polyurethane	—	MW-79	155
Polysol 160	P160	Polyurethane	—	MW-79	155
Polysol 180	P180, G180	Polyurethane	—	MW-82	180
Polysol 170	P170 or G170	Polyurethane	—	MW-79	155
Polysol-N 180	PN180	Polyurethane	Nylon	MW-79	155
Polysol P155p	P155p	Polyurethane	—	MW-83	180
				MW-79	155

Marking : Company name, material designation or marked designation and factory identification on package ok reel

See General Information preceding These Recognitions
For use only in equipment where the acceptability of the combination is determined by Underwriters Laboratories Inc.

AR-001A

