

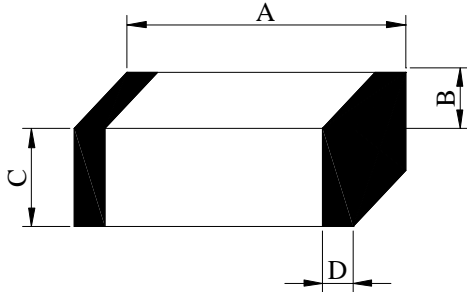
SPECIFICATION FOR APPROVAL

REF :

PAGE: 1

PROD. NAME	MULTILAYER CHIP INDUCTOR	ABC'S DWG NO.	MH1608□□□□L□-□□□
		ABC'S ITEM NO.	

. CONFIGURATION & DIMENSIONS :



- A : 1.60±0.15 m/m
- B : 0.80±0.15 m/m
- C : 0.80±0.15 m/m
- D : 0.30±0.20 m/m

. SCHEMATIC DIAGRAM :



. FEATURES :

- a . Monolithic structure ensuring high performance and reliability.
- b . High frequency applications up to 6GHz.
- c . Terminal : Ag/Cu/Ni/Sn
- d . Remark : Products comply with RoHS' requirements

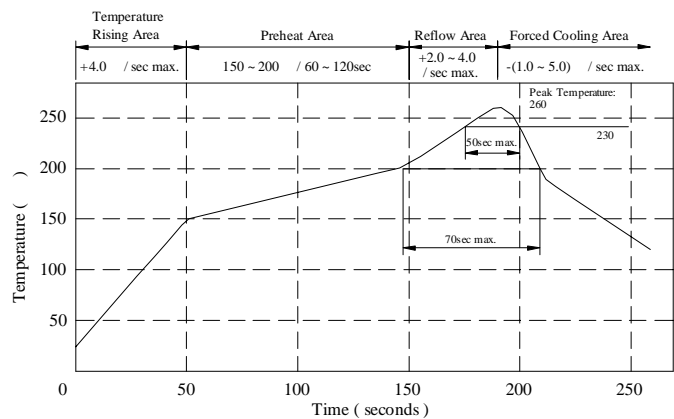
. APPLICATIONS :

- a . RF modules for telecommunication systems including GSM, PCS,DECT,WLAN,Bluetooth,etc.

. GENERAL SPECIFICATION :

- a . Storage temp. : -55 ---- +125
- b . Operating temp. : -55 ---- +125
- c . Solderability : Preheat 150 . 60 sec
 Solder : H63A
 Solder temp. : 230±5
 Flux : Rosin
 Dip time : 4±1 sec

Peak Temp : 260 max.
 Max time above 230 : 50sec max.
 Max time above 200 : 70sec max.



AR-001A

SPECIFICATION FOR APPROVAL

REF :

PAGE: 2

PROD. NAME	MULTILAYER CHIP INDUCTOR	ABC'S DWG NO.	MH1608□□□□L□-□□□
		ABC'S ITEM NO.	

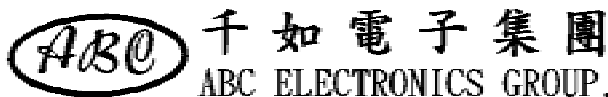
. ELECTRICAL CHARACTERISITCS :

DWG No.	Inductance (nH)	Q _{min}	L / Q Test Freq. (MHz)	SRF (MHz) nom	RDC (Ω) max	IDC (mA) max
MH16081N0DL□-□□□	1.0 ± 0.3	8	100	>17000	0.10	300
MH16081N2DL□-□□□	1.2 ± 0.3	8	100	>17000	0.10	300
MH16081N5DL□-□□□	1.5 ± 0.3	8	100	>17000	0.10	300
MH16081N8DL□-□□□	1.8 ± 0.3	8	100	13000	0.15	300
MH16082N2DL□-□□□	2.2 ± 0.3	8	100	12000	0.15	300
MH16082N7DL□-□□□	2.7 ± 0.3	8	100	8600	0.20	300
MH16083N3DL□-□□□	3.3 ± 0.3	8	100	6500	0.25	300
MH16083N9DL□-□□□	3.9 ± 0.3	8	100	6300	0.25	300
MH16084N7DL□-□□□	4.7 ± 0.3	8	100	5400	0.30	300
MH16085N6DL□-□□□	5.6 ± 0.3	8	100	4600	0.30	300
MH16086N8JL□-□□□	6.8 ± 5%	8	100	4500	0.35	300
MH16088N2JL□-□□□	8.2 ± 5%	8	100	3800	0.40	300
MH160810NJL□-□□□	10.0 ± 5%	8	100	3700	0.45	300
MH160812NJL□-□□□	12.0 ± 5%	8	100	3200	0.50	300
MH160815NJL□-□□□	15.0 ± 5%	8	100	2900	0.55	300
MH160818NJL□-□□□	18.0 ± 5%	10	100	2100	0.60	300
MH160822NJL□-□□□	22.0 ± 5%	10	100	2100	0.65	300
MH160827NJL□-□□□	27.0 ± 5%	10	100	2000	0.70	300
MH160833NJL□-□□□	33.0 ± 5%	10	100	1600	0.80	300
MH160839NJL□-□□□	39.0 ± 5%	10	100	1500	0.85	300
MH160847NJL□-□□□	47.0 ± 5%	12	100	1200	1.00	300
MH160856NJL□-□□□	56.0 ± 5%	12	100	1100	1.10	300
MH160868NJL□-□□□	68.0 ± 5%	12	100	1000	1.20	300
MH160882NJL□-□□□	82.0 ± 5%	12	100	850	1.80	300
MH1608R10JL□-□□□	100.0 ± 5%	12	100	750	2.00	300
MH1608R12JL□-□□□	120.0 ± 5%	8	50	700	2.30	300
MH1608R15JL□-□□□	150.0 ± 5%	8	50	650	2.40	300
MH1608R18JL□-□□□	180.0 ± 5%	8	50	550	2.70	300

1). □ : Packaging Information... [A] : Bulk [B] : Taping Reel

2). "- □□□ " : Reference code

AR-001A



SPECIFICATION FOR APPROVAL

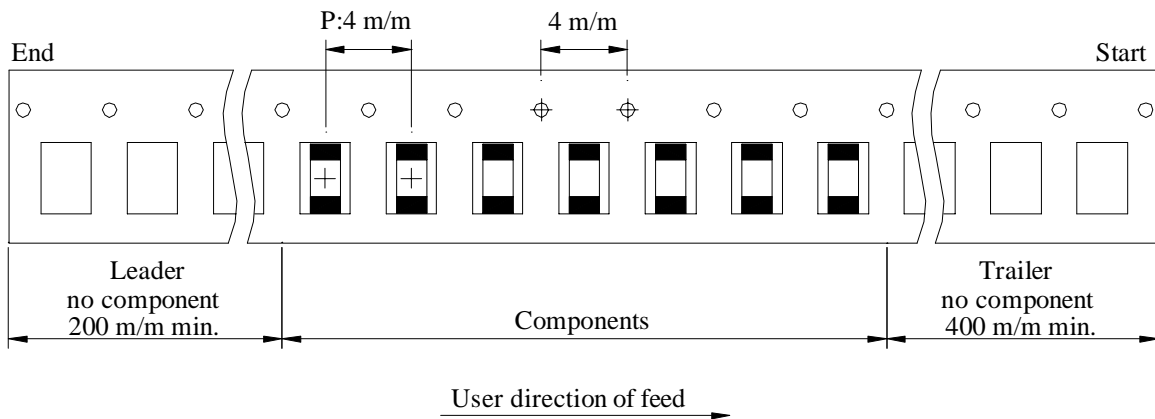
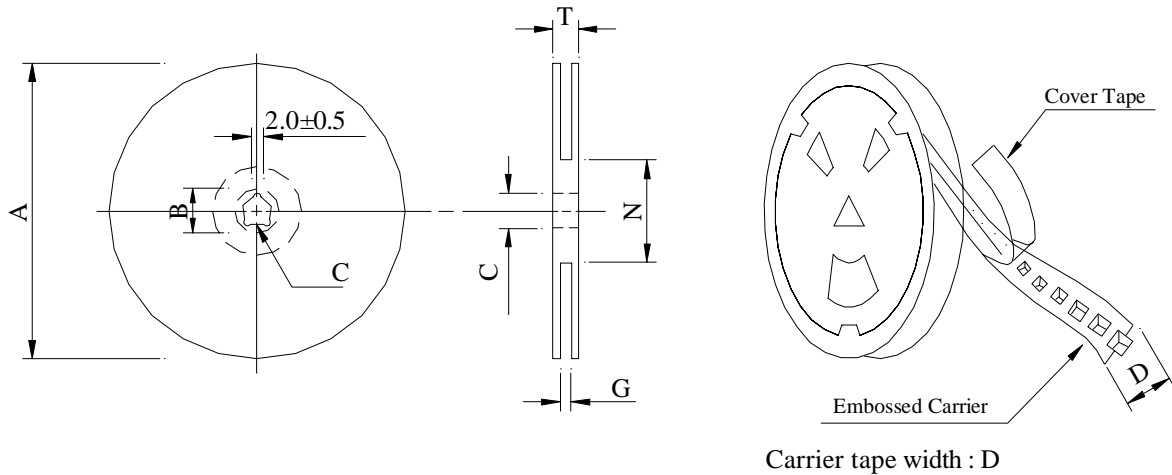
REF :

PAGE: 3

PROD. NAME	MULTILAYER CHIP INDUCTOR	ABC'S DWG NO.	MH1608□□□□L□-□□□
		ABC'S ITEM NO.	

PACKAGING INFORMATION :

(1) Configuration



(2) Dimensions

Unit:m/m

Style	A	B	C	D	G	N	T
07 - 08	178	21±0.8	13	8	10 ⁺⁰	50 ⁻⁰	12.5

(3) Q'TY & G.W. Per package

Series	Inner : Reel			Outer : Carton		
	Q'TY (pcs)	G.W. (gw)	Style	Q'TY (pcs)	G.W. (Kg)	Size (cm)
MH1608	4,000	90	07 - 08	200,000	7.0	41 x 39 x 22

AR-001A



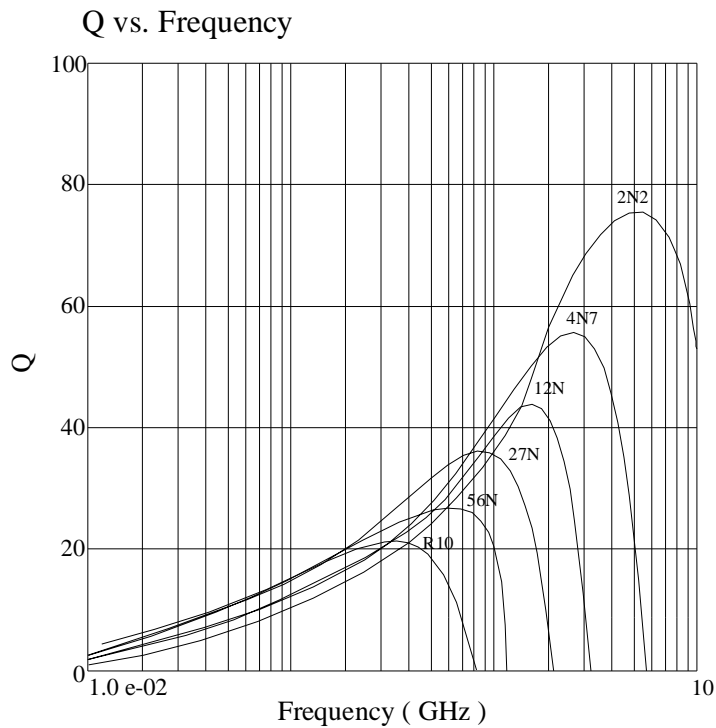
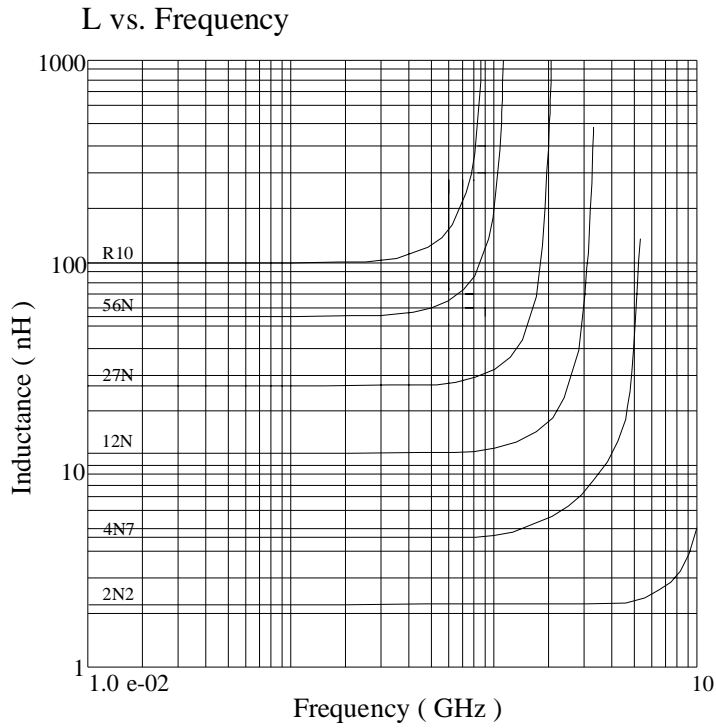
SPECIFICATION FOR APPROVAL

REF :

PAGE: 4

PROD. NAME	MULTILAYER CHIP INDUCTOR	ABC'S DWG NO. ABC'S ITEM NO.	MH1608□□□□L□-□□□
---------------	--------------------------	---------------------------------	------------------

. L / Q VS. FREQ. CURVE :



AR-001A

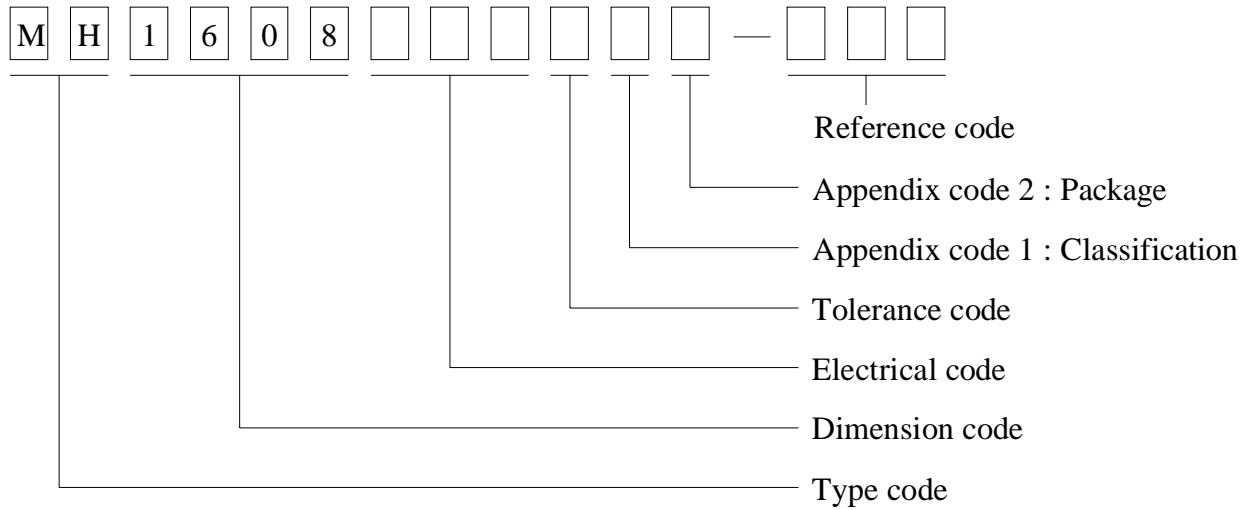
SPECIFICATION FOR APPROVAL

REF :

PAGE: 5

PROD. NAME	MULTILAYER CHIP INDUCTOR	ABC'S DWG NO.	MH1608□□□□L□-□□□
		ABC'S ITEM NO.	

. DWGING NUMBER EXPRESSION :



Appendix code 1 : Product Classification

- L : Lead Free Standard products comply with RoHS' requirements
- 1 ~ 9 : Lead Free Special products comply with RoHS' requirements

Appendix code 2 : Package Information

Code	Inner package	Inner package Q'TY	Remark
A	T.B.D.	T.B.D.	
B	T / R (Reel package)	4000 pcs	

AR-001A

