

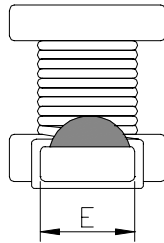
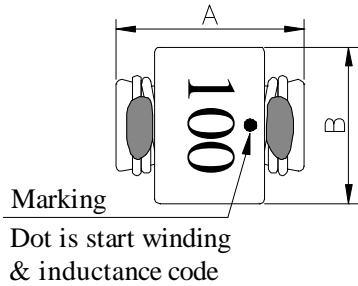
SPECIFICATION FOR APPROVAL

REF :

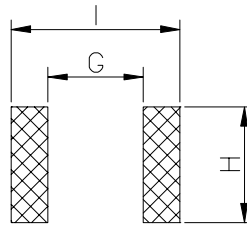
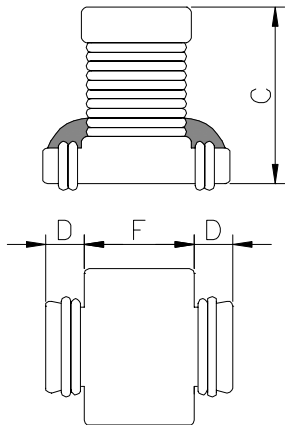
PAGE: 1

PROD. NAME	SMD POWER INDUCTOR	ABC'S DWG NO. ABC'S ITEM NO.	SQ0504□□□□L□-□□□
---------------	--------------------	---------------------------------	------------------

. MECHANICAL DIMENSIONS :

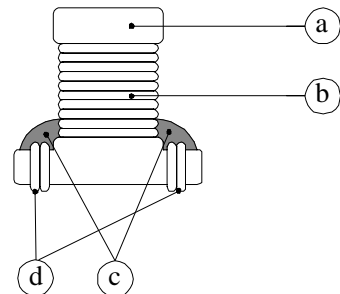
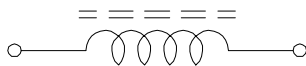


- A : 4.80 ± 0.30 mm
- B : 4.00 ± 0.30 mm
- C : 4.50 ± 0.30 mm
- D : 1.00 typ. mm
- E : 2.40 typ. mm
- F : 2.80 typ. mm
- G : 2.00 ref. mm
- H : 2.80 ref. mm
- I : 4.80 ref. mm



(PCB Pattern Suggestion)

. SCHEMATIC DIAGRAM :



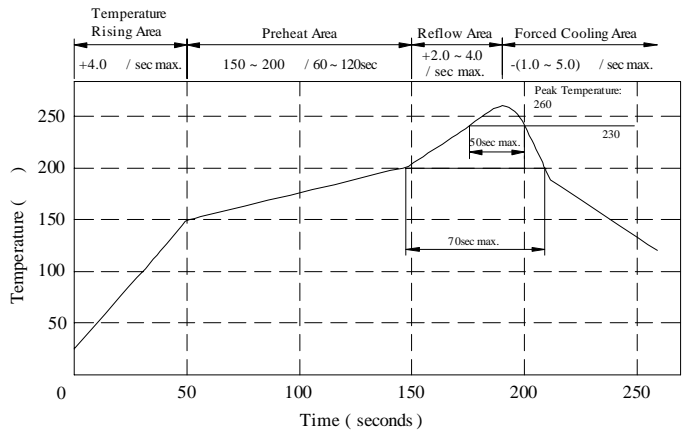
. MATERIALS LIST :

- a . Core : Ferrite core
- b . Wire : Enamelled copper wire (class F)
- c . Adhesive : Epoxy resin
- d . Terminal : Cu/Sn
- e . Remark : Products comply with RoHS' requirements

Peak Temp : 260 max.
Max time above 230 : 50sec max.
Max time above 200 : 70sec max.

. GENERAL SPECIFICATION :

- a . Temp. rise : 40 typ.
- b . Rated current : Base on temp. rise
L / LOA=10% typ.
- c . Storage temp. : -40 ----+125
- d . Operating temp. : -40 ----+125
(Temp rise included)
- e . Resistance to solder heat : 260 .10 secs.



AE-001A

SPECIFICATION FOR APPROVAL

REF :

PAGE: 2

PROD. NAME	SMD POWER INDUCTOR	ABC'S DWG NO.	SQ0504□□□□L□-□□□
		ABC'S ITEM NO.	

. ELECTRICAL CHARACTERISTICS :

DWG No.	Inductance (uH)	Q ref.	Test Freq.(Hz)		SRF (MHz) typ	RDC(Ω)		Irms (mA) typ.	Isat (mA) typ.
			L	Q		typ.	max.		
SQ05042R2ML□-□□□	2.2 ±20%	35	100K	7.96M	70.0	0.032	0.043	2600	2400
SQ05043R3ML□-□□□	3.3 ±20%	32	100K	7.96M	40.0	0.043	0.058	2300	2000
SQ05044R7ML□-□□□	4.7 ±20%	25	100K	7.96M	30.0	0.050	0.068	2100	1800
SQ0504100ML□-□□□	10.0 ±20%	32	100K	2.52M	26.0	0.110	0.145	1500	1150
SQ0504220ML□-□□□	22.0 ±20%	30	100K	2.52M	13.0	0.250	0.315	950	800
SQ0504330ML□-□□□	33.0 ±20%	28	100K	2.52M	10.0	0.400	0.500	700	650
SQ0504470ML□-□□□	47.0 ±20%	26	100K	2.52M	7.0	0.525	0.660	580	550
SQ0504101KL□-□□□	100.0 ±10%	40	100K	796K	6.5	1.000	1.250	430	370
SQ0504221KL□-□□□	220.0 ±10%	40	100K	796K	4.0	2.200	2.750	290	270
SQ0504331KL□-□□□	330.0 ±10%	40	100K	796K	3.5	3.250	4.050	230	210
SQ0504471KL□-□□□	470.0 ±10%	40	100K	796K	3.2	5.200	6.500	200	170

- 1). □ : Packaging information... **A**: Bulk **B**: Taping reel
- 2). "- □□□":Reference code
- 3). Inductance Test Freq. 100KHz/0.1V
- 4). Isat base on L/L0A=10% typ.
- 5). Irms base on Temp. rise 40 typ.

SPECIFICATION FOR APPROVAL

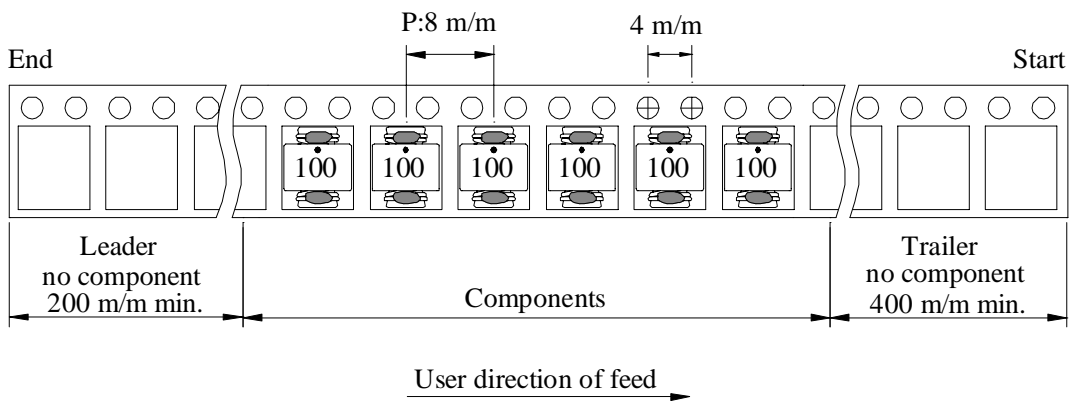
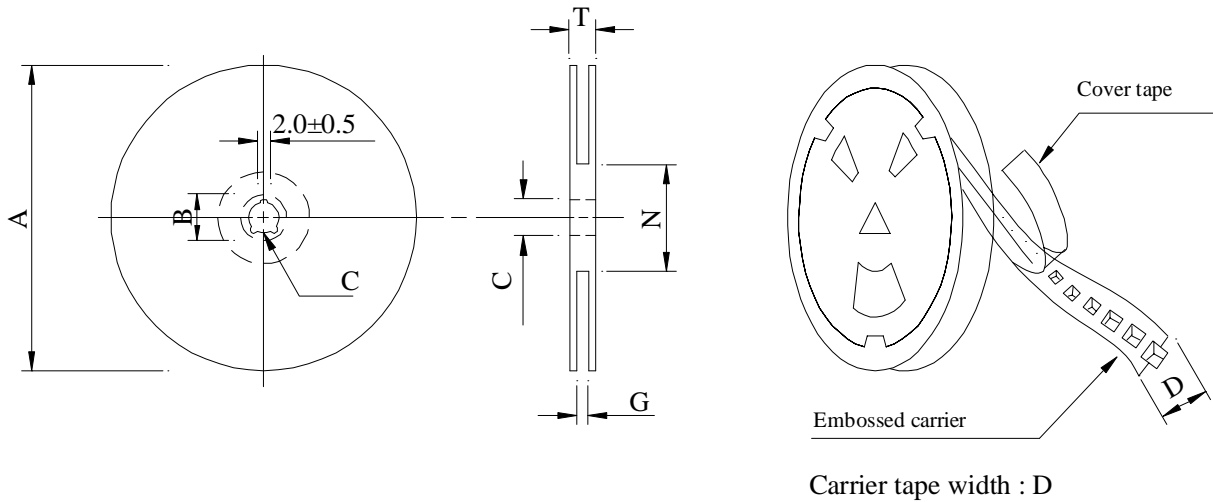
REF :

PAGE: 3

PROD. NAME	SMD POWER INDUCTOR	ABC'S DWG NO.	SQ0504□□□□L□-□□□
		ABC'S ITEM NO.	

PACKAGING INFORMATION :

(1) Configuration



(2) Dimensions

Unit:m/m

Style	A	B	C	D	G	N	T
13 - 16	330	21±0.8	13±0.5	16	18 ⁺⁰	50 ⁻⁰	22.4

(3) Q'TY & G.W. Per package

Series	Inner : Reel			Outer : Carton		
	Q'TY (pcs)	G.W. (gw)	Style	Q'TY (pcs)	G.W. (Kg)	Size (cm)
SQ0504	1,200	1300	13 - 16	7,200	13.0	40 x 40 x 24.0

AE-001A

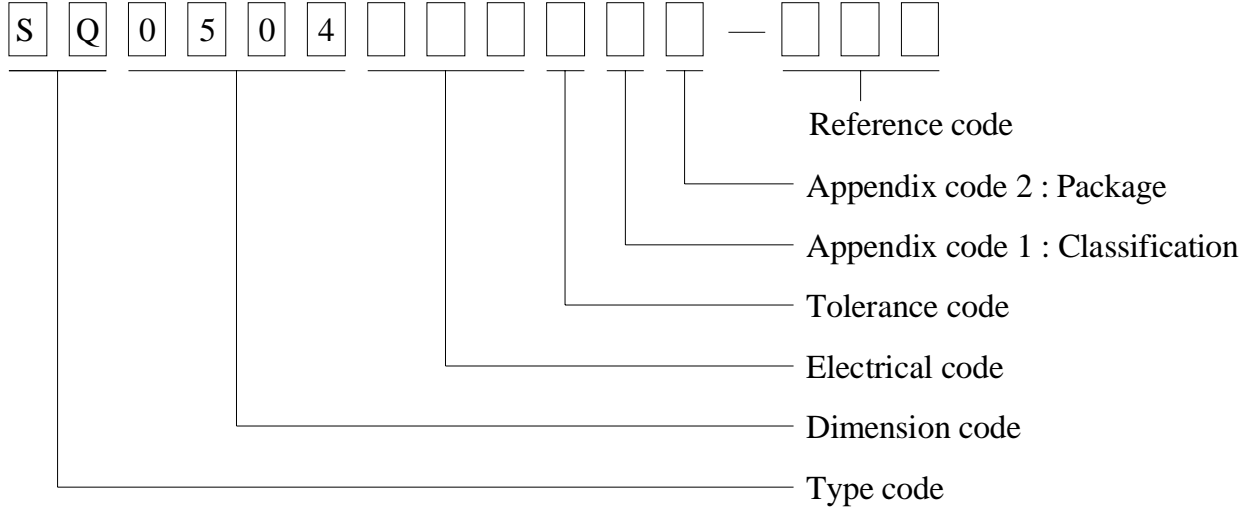
SPECIFICATION FOR APPROVAL

REF :

PAGE: 4

PROD. NAME	SMD POWER INDUCTOR	ABC'S DWG NO.	SQ0504□□□□L□-□□□
		ABC'S ITEM NO.	

. DWGING NUMBER EXPRESSION :



Appendix code 1 : Product Classification

- L : Lead Free Standard products comply with RoHS' requirements
- 1 ~ 9 : Lead Free Special products comply with RoHS' requirements

Appendix code 2 : Package Information

Code	Inner package	Inner package Q'TY	Remark
A	T.B.D.	T.B.D.	
B	T / R (Reel package)	1200 pcs	

SPECIFICATION FOR APPROVAL

REF :

PAGE: 5

PROD. NAME	SMD POWER INDUCTOR	ABC'S DWG NO.	SQ0504□□□□L□-□□□
		ABC'S ITEM NO.	

. RELIABILITY TEST :

Test item	Specification	Test condition								
Solderability	More than 90% of the terminal electrode shall be covered With fresh solder.	Preheat : 150±25 for 60 seconds Solder : Sn96.5 / Ag3 / Cu0.5 or equivalent Solder temp. : 235±5 Flux : Rosin Dip time : 4±1 seconds								
Thermal shock test (Temp. cycle)	Inductance shall not change more than ±10%	<table style="width: 100%; border: none;"> <tr> <td style="border: none;">Room temp. →</td> <td style="border: none; text-align: center;"><u> -25±2 </u></td> </tr> <tr> <td style="border: none;">15 minutes</td> <td style="border: none; text-align: center;">30 minutes</td> </tr> <tr> <td style="border: none;">Room temp. →</td> <td style="border: none; text-align: center;"><u> 85±2 </u></td> </tr> <tr> <td style="border: none;">15 minutes</td> <td style="border: none; text-align: center;">30 minutes</td> </tr> </table> <p>Total : 50 cycles</p>	Room temp. →	<u> -25±2 </u>	15 minutes	30 minutes	Room temp. →	<u> 85±2 </u>	15 minutes	30 minutes
Room temp. →	<u> -25±2 </u>									
15 minutes	30 minutes									
Room temp. →	<u> 85±2 </u>									
15 minutes	30 minutes									
Humidity Resistance test		Temperature : 40±2 Humidity : 90 ~ 95% Applied current : Per spec. Time : 500 hours								
High temp. Resistance test		Temperature : 105±2 Applied current : Per spec. Time : 500 hours								

SPECIFICATION FOR APPROVAL

REF :

PAGE: 6

PROD. NAME	SMD POWER INDUCTOR	ABC'S DWG NO.	SQ0504□□□□L□-□□□
		ABC'S ITEM NO.	

UL CARD :

OBMW2 September 8, 2000
Magnet Wire-Component

JUNG SHING WIRE CO LTD E174837
231 CHUNG CHENG RD, SEC 3 JEN-TEH HSIANG, TAINAN
HSIEN TAIWAN

Mtl Dsg	Mark Dsg	BC	Coat Typ	OC	ANSI Type	Temp Class
AIW	---	Polyamideimide		---	MW81-C	220
CFUEWB	---	Polyurethane		---	MW75C	130
EIAIW	---	Polyesterimide		Polyamideimide	MW35C	200
EILOCKY	---	Polyesterimide		Polyamide	---	180
EILOCKW	---	Polyesterimide		Modified Epoxy	---	200
EIW	---	Polyesterimide		---	---	220
EIW-2	---	Polyesterimide		---	MW74-C	200
FL.EILOCKY	---	Modified Polyester		Polyamide	---	155
LSFFW	---	Polyurethane		---	MW79-C	155
LSUEW	---	Polyurethane		---	---	130
PEW	---	Polyester		---	---	155
PEY	---	Polyester		Nylon	MW24-C	155
SF.FLW	---	Modified Polyester		---	MW26C	155
SF.EIW	---	Polyesterimide		---	MW77C	180
SF.BY@	---	Modified Polyester		Nylon	MW27-C	155
SF.FLY@	---	Modified Polyester		Nylon	MW27-C	155
SF.BLOCKBS	---	Modified Polyester		Modified Polyamide	---	155
SF.EILOCKY#	---	Polyesterimide		Polyamide	---	180
SF.EILOCKBS	---	Polyesterimide		Modified Polyamide	---	180
SF.BW@	---	Modified Polyester		---	MW26C	155
SFFW	---	Polyurethane		---	MW79	155

287806002 Page 1 of 2

A not-for-profit organization dedicated to public safety and committed to quality service

Mtl Dsg	Mark Dsg	BC	Coat Typ	OC	ANSI Type	Temp Class
SFFY	---	Polyurethane		Polyamide	MW80C	155
UEW-1	---	Polyurethane		---	MW2-C	105
UEW-2	---	Polyurethane		---	---	130
UEW-4	---	Polyurethane		---	MW75C	130
UEY	---	Polyurethane		Nylon	MW28-C	130
UEY-2	---	Polyurethane		Polyamide	MW28-C	130

@-May be suffixed by LZ; # - May be suffixed by LZ, EL or LZI.
LZ - Signifies magnd wires twisted together; EL - signifies base coated magnet wire laid parallel with top coat applied overall; LZL - signi-
fies base coated magnet wire twisted together and covered with top coat overall.

Marking: Company name or trademarks or 榮星電線, material designation or marked designation on packaed or reel, and Recognized Component Mark.

See General Information Preceding These Recognitions
For use only in equipment where the acceptability of the combination is determined by Underwriters Laboratories Inc.

287806002 Page 2 of 2

OBMW2E174837
September 8, 2000

AE-001A

