

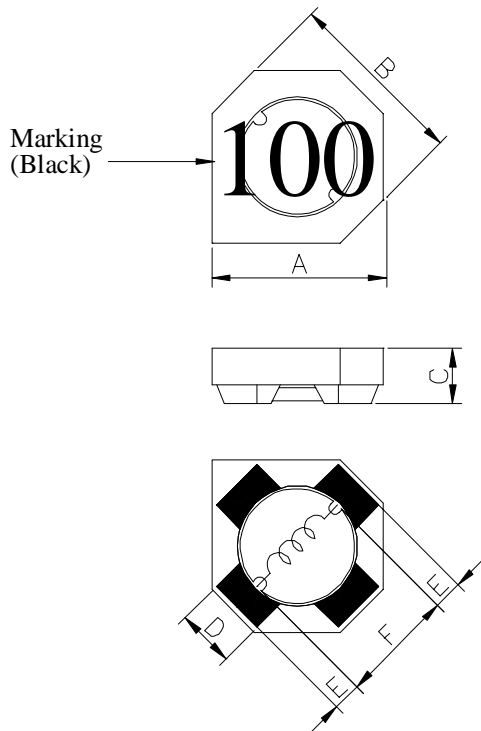
# SPECIFICATION FOR APPROVAL

REF :

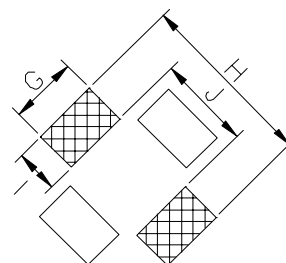
PAGE: 1

PROD. NAME	SHIELDED SMD POWER INDUCTOR	ABC'S DWG NO.	SU3028□□□□L□-□□□
		ABC'S ITEM NO.	

**. CONFIGURATION & DIMENSIONS :**

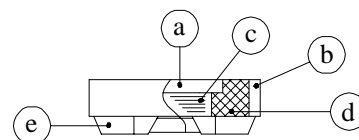


A :	3.30	±0.20	m/m
B :	3.50	±0.20	m/m
C :	2.80	±0.20	m/m
D :	1.10	typ.	m/m
E :	0.50	typ.	m/m
F :	2.30	typ.	m/m
G :	1.30	ref.	m/m
H :	4.20	ref.	m/m
I :	1.20	ref.	m/m
J :	1.80	ref.	m/m



( PCB Pattern Suggestion )

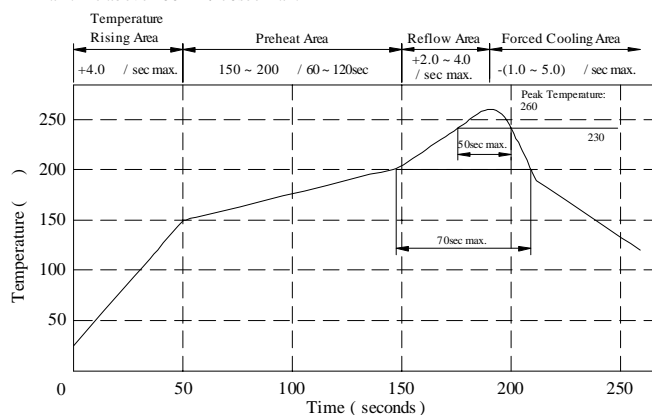
**. SCHEMATIC DIAGRAM :**



**. MATERIALS :**

- a . Core : Ferrite DR core
- b . Core : Ferrite RI core
- c . Wire : Enamelled copper wire (class F)
- d . Adhesive : Epoxy resin
- e . Terminal : Ag/Ni/Sn
- f . Remark : Products comply with RoHS' requirements

Peak Temp : 260 max.  
 Max time above 230 : 50sec max.  
 Max time above 200 : 70sec max.



**. GENERAL SPECIFICATION :**

- a . Temp. rise : 40 typ.
- b . Rated current :  
Base on temp. rise & L / LOA=35% typ.
- c . Storage temp. : -40 ----+125
- d . Operating temp. : -40 ----+105
- e . Resistance to solder heat : 260 .10 secs.

AE-001A

# SPECIFICATION FOR APPROVAL

REF :

PAGE: 2

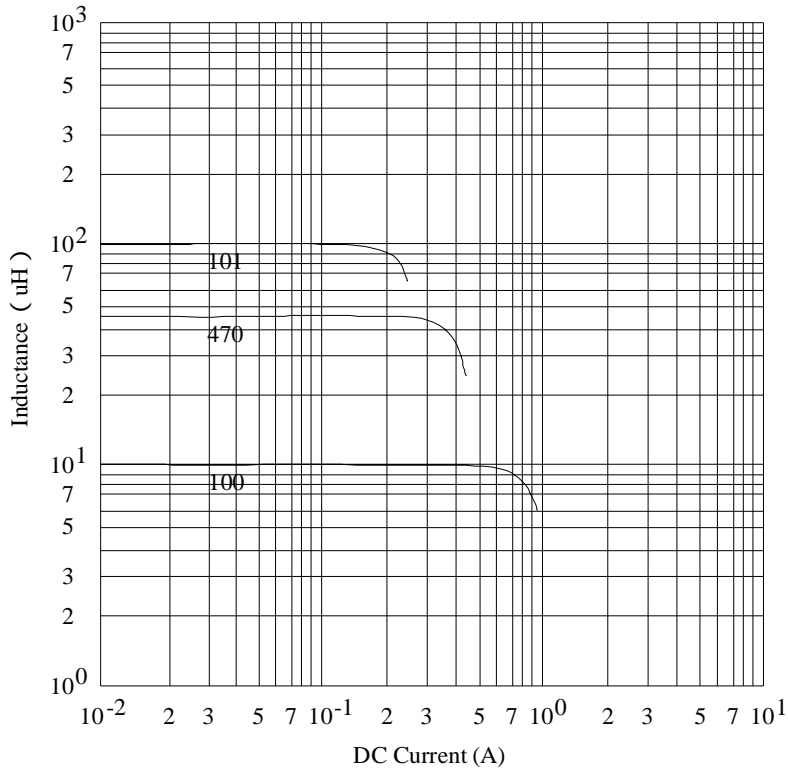
PROD. NAME	SHIELDED SMD POWER INDUCTOR	ABC'S DWG NO.	SU3028□□□□L□-□□□
		ABC'S ITEM NO.	

**. ELECTRICAL CHARACTERISTICS :**

DWG No.	Inductance ( $\mu$ H)	Q ref.	Test Freq. ( Hz )		RDC ( $m\Omega$ )		SRF ( MHz )	Irms ( mA )	Isat ( mA )
			L	Q	typ.	max.	typ.	typ.	typ.
SU3028100YL□-□□□	10.0 $\pm$ 30 %	20.0	100K	2.52M	160	200	35	720	860
SU3028150YL□-□□□	15.0 $\pm$ 30 %	18.0	100K	2.52M	230	290	25	660	720
SU3028220YL□-□□□	22.0 $\pm$ 30 %	18.0	100K	2.52M	270	335	15	600	620
SU3028330YL□-□□□	33.0 $\pm$ 30 %	20.0	100K	2.52M	450	560	10	470	480
SU3028470YL□-□□□	47.0 $\pm$ 30 %	20.0	100K	2.52M	815	1000	8	320	380
SU3028680YL□-□□□	68.0 $\pm$ 30 %	20.0	100K	2.52M	1400	1750	7	240	280
SU3028101YL□-□□□	100.0 $\pm$ 30 %	20.0	100K	0.796M	2200	2750	5	190	210

- 1) . □ : Packaging Information... **A** : Bulk    **B** : Taping Reel
- 2) . "- □□□ " : Reference code
- 3) . Inductance Test Freq. : 100KHz / 0.1V
- 4) . Irms base on Temp. rise 40    typ.
- 5) . Isat base on    L / LOA=35% typ.

@ Inductance VS. DC Current Curve



# SPECIFICATION FOR APPROVAL

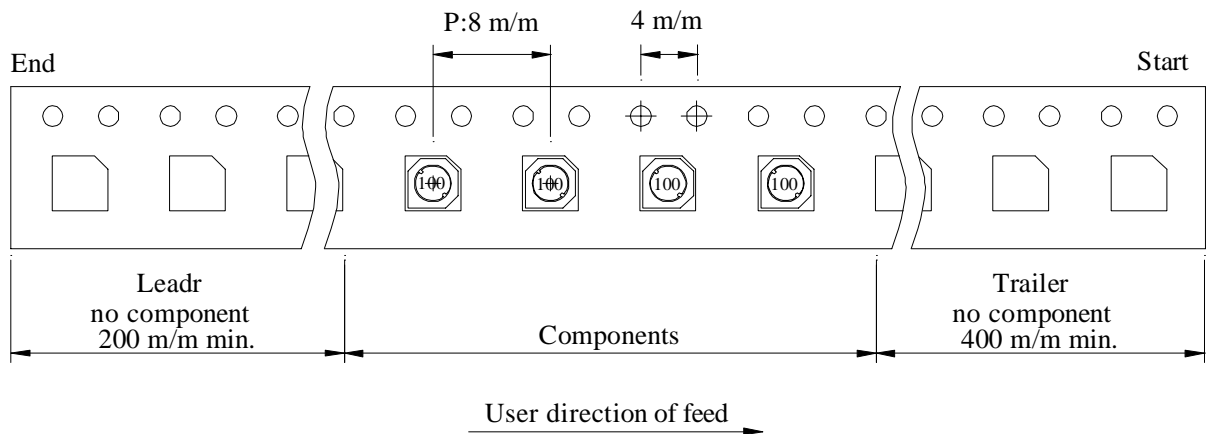
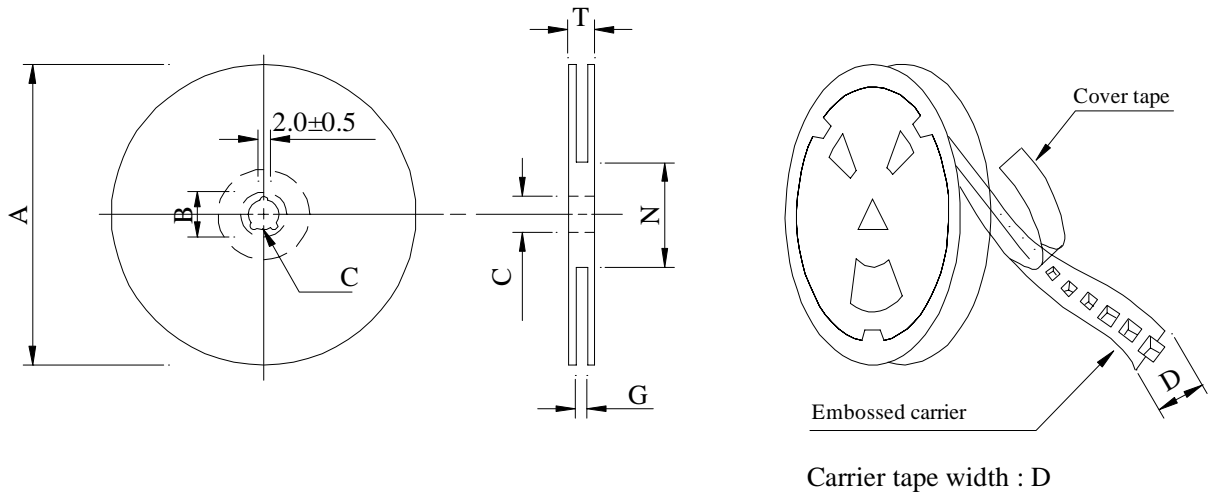
REF :

PAGE: 3

PROD. NAME	SHIELDED SMD POWER INDUCTOR	ABC'S DWG NO.	SU3028□□□□L□-□□□
		ABC'S ITEM NO.	

**PACKAGING INFORMATION :**

( 1 ) Configuration



( 2 ) Dimensions

Unit:m/m

Style	A	B	C	D	G	N	T
07 - 12	178	21±0.8	13	12	14 +0	50 -0	16.5

( 3 ) Q'TY & G.W. Per package

Series	Inner : Reel			Outer : Carton		
	Q'TY (pcs)	G.W. (gw)	Style	Q'TY (pcs)	G.W. (Kg)	Size (cm)
SU3028	600	125	07 - 12	24,000	7.50	42 x 41 x 24

AE-001A

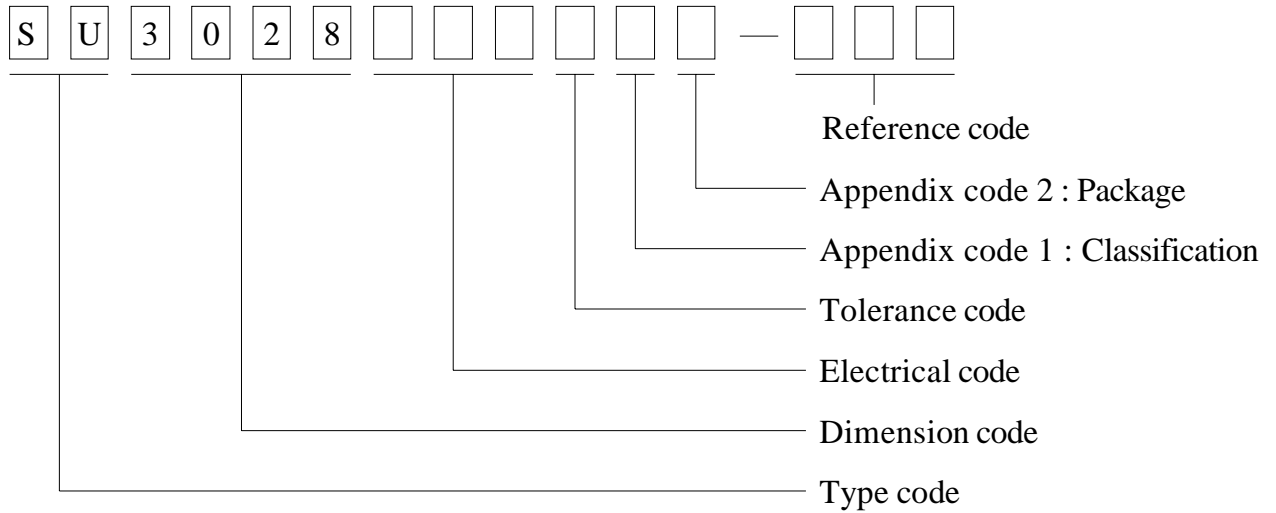
# SPECIFICATION FOR APPROVAL

REF :

PAGE: 4

PROD. NAME	SHIELDED SMD POWER INDUCTOR	ABC'S DWG NO.	SU3028□□□□L□-□□□
		ABC'S ITEM NO.	

. DWGING NUMBER EXPRESSION :



Appendix code 1 : Product Classification

- L : Lead Free Standard products comply with RoHS' requirements
- 1 ~ 9 : Lead Free Special products comply with RoHS' requirements

Appendix code 2 : Package Information

Code	Inner package	Inner package Q'TY	Remark
A	T.B.D.	T.B.D.	
B	T / R ( Reel package )	600 pcs	

# SPECIFICATION FOR APPROVAL

REF :

PAGE: 5

PROD. NAME	SHIELDED SMD POWER INDUCTOR	ABC'S DWG NO. ABC'S ITEM NO.	SU3028□□□□L□-□□□
---------------	--------------------------------	---------------------------------	------------------

. RELIABILITY TEST :

Test item	Specification	Test condition						
Solderability	More than 90% of the terminal electrode shall be covered With fresh solder.	Preheat : 150±25 for 60 seconds Solder : Sn96.5 / Ag3 / Cu0.5 or equivalent Solder temp. : 235±5 Flux : Rosin Dip time : 4±1 seconds						
Thermal shock test ( Temp. cycle )	Inductance shall not change more than ±30%	<table style="width: 100%; border: none;"> <tr> <td style="text-align: center;">Room temp. 15 minutes</td> <td style="text-align: center;">→</td> <td style="text-align: center;">-25±2 30 minutes</td> </tr> <tr> <td style="text-align: center;">Room temp. 15 minutes</td> <td style="text-align: center;">→</td> <td style="text-align: center;">85±2 30 minutes</td> </tr> </table> <p>Total : 50 cycles</p>	Room temp. 15 minutes	→	-25±2 30 minutes	Room temp. 15 minutes	→	85±2 30 minutes
Room temp. 15 minutes		→	-25±2 30 minutes					
Room temp. 15 minutes		→	85±2 30 minutes					
Humidity Resistance test		Temperature : 40±2 Humidity : 90 ~ 95% Applied current : Per spec. Time : 500 hours						
High temp. Resistance test	Temperature : 105±2 Applied current : Per spec. Time : 500 hours							

# SPECIFICATION FOR APPROVAL

REF :

PAGE: 6

PROD. NAME	SHIELDED SMD POWER INDUCTOR	ABC'S DWG NO.	SU3028□□□□L□-□□□
		ABC'S ITEM NO.	

UL CARD :

OBMW2 September 8, 2000  
Magnet Wire-Component  
JUNG SHING WIRE CO LTD E174837  
231 CHUNG CHENG RD, SEC 3 JEN-TEH HSIANG, TAINAN  
HSIEN TAIWAN

Mtl Dsg	Mark Dsg	BC	Coat Typ	OC	ANSI Type	Temp Class
AIW	---	Polyamideimide	---	---	MW81-C	220
CFUEWB	---	Polyurethane	---	---	MW75C	130
EIAIW	---	Polyesterimide	Polyamideimide	---	MW35C	200
EILOCKY	---	Polyesterimide	Polyamide	---	---	180
EILOCKW	---	Polyesterimide	Modified Epoxy	---	---	200
EIW	---	Polyesterimide	---	---	---	220
EIW-2	---	Polyesterimide	---	---	MW74-C	200
FL.EILOCKY	---	Modified Polyester	Polyamide	---	---	155
LSFFW	---	Polyurethane	---	---	MW79-C	155
LSUEW	---	Polyurethane	---	---	---	130
PEW	---	Polyester	---	---	---	155
PEY	---	Polyester	Nylon	---	MW24-C	155
SF.FLW	---	Modified Polyester	---	---	MW26C	155
SF.EIW	---	Polyesterimide	---	---	MW77C	180
SF.BY@	---	Modified Polyester	Nylon	---	MW27-C	155
SF.FLY@	---	Modified Polyester	Nylon	---	MW27-C	155
SF.BLOCKBS	---	Modified Polyester	Modified Polyamide	---	---	155
SF.EILOCKY#	---	Polyesterimide	Polyamide	---	---	180
SF.EILOCKBS	---	Polyesterimide	Modified Polyamide	---	---	180
SF.BW@	---	Modified Polyester	---	---	MW26C	155
SFFW	---	Polyurethane	---	---	MW79	155

287806002 Page 1 of 2

A not-for-profit organization dedicated to public safety and committed to quality service

Mtl Dsg	Mark Dsg	BC	Coat Typ	OC	ANSI Type	Temp Class
SFFY	---	Polyurethane	Polyamide	---	MW80C	155
UEW-1	---	Polyurethane	---	---	MW2-C	105
UEW-2	---	Polyurethane	---	---	---	130
UEW-4	---	Polyurethane	---	---	MW75C	130
UEY	---	Polyurethane	Nylon	---	MW28-C	130
UEY-2	---	Polyurethane	Polyamide	---	MW28-C	130

287806002 Page 2 of 2

OBMW2E174837  
September 8 , 2000