

FYLF- 1100UR1C

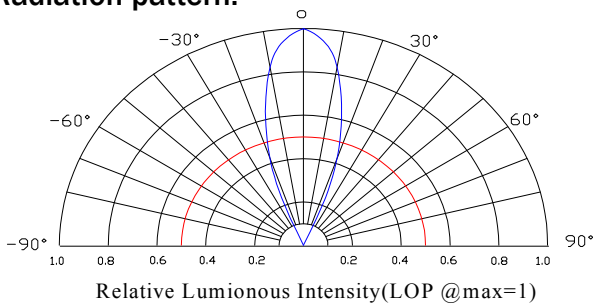
Features:

- High intensity
- General purpose leads
- RoHs compliant.

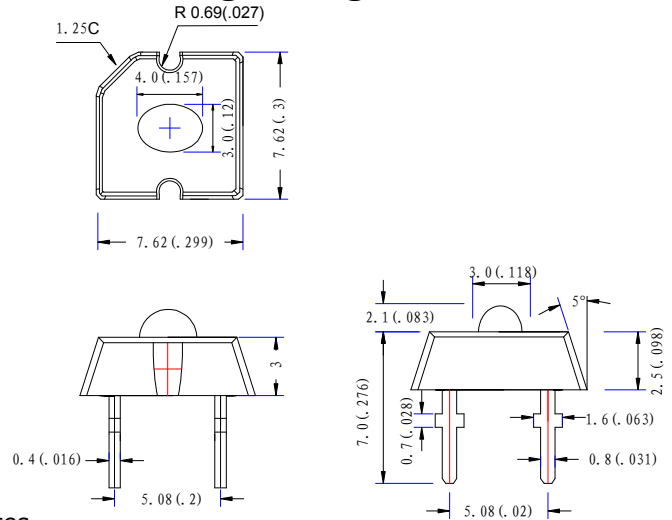
Descriptions:

- Dice material: AlGaInP.
- Emitting Color: Super bright Red.
- Lens Type: Water clear

Radiation pattern.



Package configuration



Notes:

All dimensions are in mm. Tolerance is ± 0.25 mm unless otherwise noted.

An epoxy meniscus may extend about 1.5 mm down the leads.

Burr around bottom of epoxy may be 0.5 mm max.

Absolute maximum ratings(Ta=25 °c)

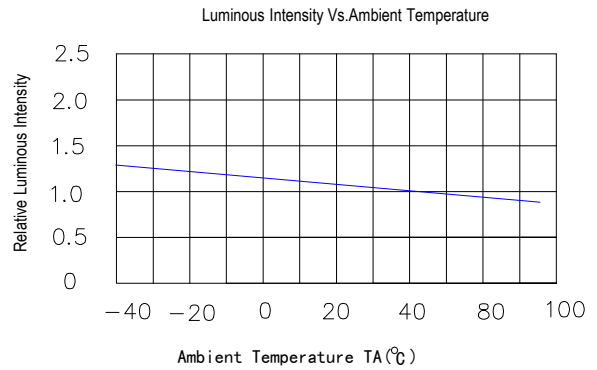
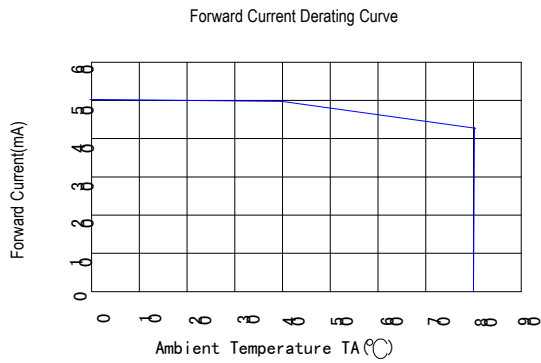
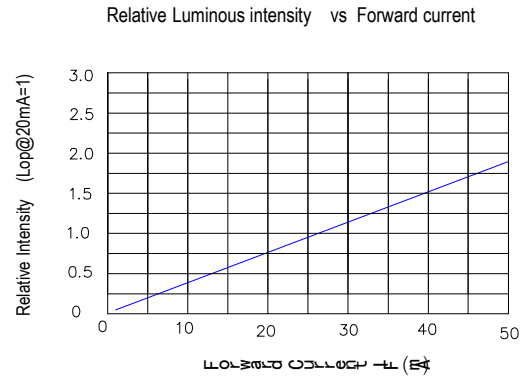
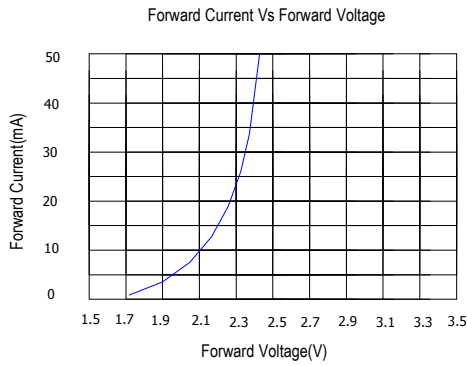
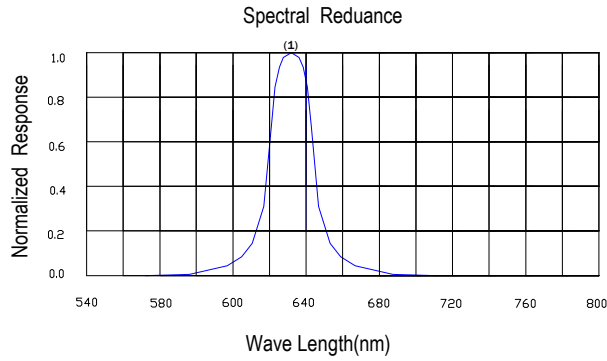
Parameter	MAX.	Unit
Power Dissipation	120	mW
Peak Forward Current (1/10 Duty Cycle, 0.1ms Pulse Width)	100	mA
Continuous Forward Current	50	mA
Derating Linear From 50°C	0.4	mA/°C
Reverse Voltage	5	V
Operating Temperature Range	-20°C to +80°C	
Storage Temperature Range	-30°C to +100°C	
Lead Soldering Temperature[4mm(.157") From Body]	260°C for 5 Seconds	

Electrical and optical characteristics(Ta=25 °c)

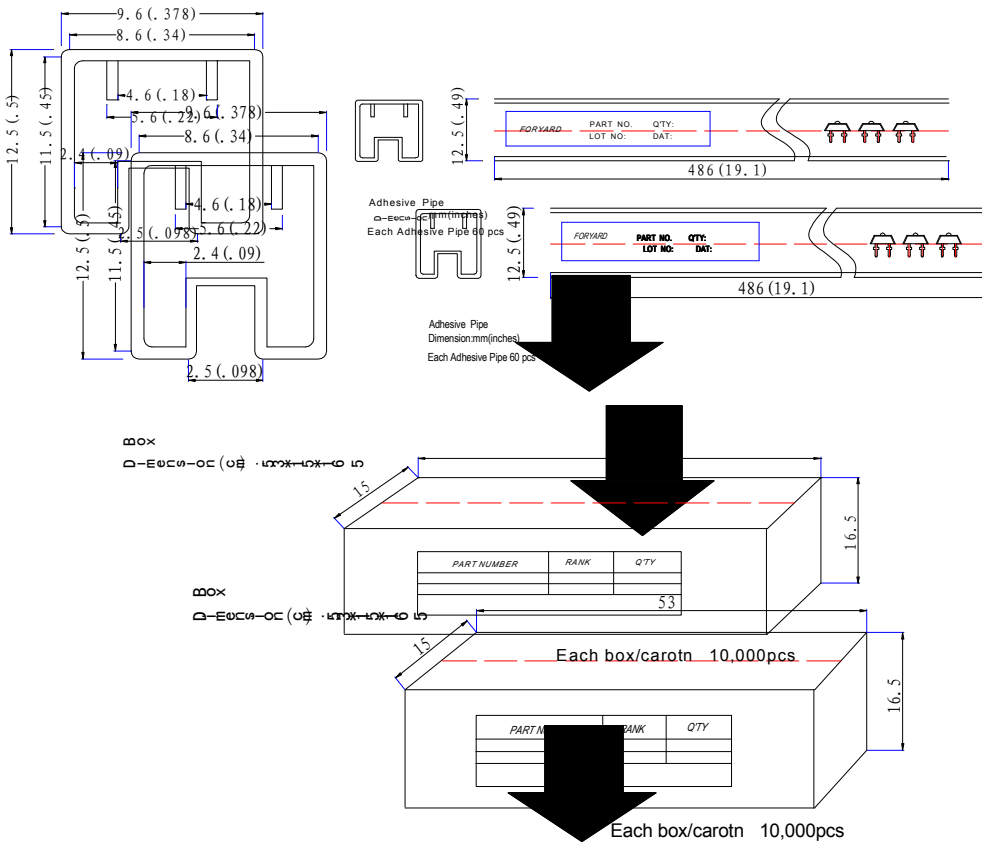
Parameter	Symbol	Min.	Typ.	Max.	Unit	Test Condition
Luminous Intensity	I_v	-	1600	-	mcd	$I_F=20mA$
Viewing Angle	$2\theta_{1/2}$	35	40	45	Deg	
Peak Emission	λ_p		630		nm	
Dominant Wavelength	λ_d	620	-	630	nm	
Forward Voltage	V_F	1.8	2.1	2.4	V	
Reverse Current	I_R			10	μA	$V_R=5V$

- ◇ Tolerance of measurement of forward voltage is $\pm 0.1V$
- ◇ Tolerance of measurement of luminous intensity or flux is $\pm 15\%$.
- ◇ Tolerance of measurement of dominant wavelength is $\pm 1nm$.

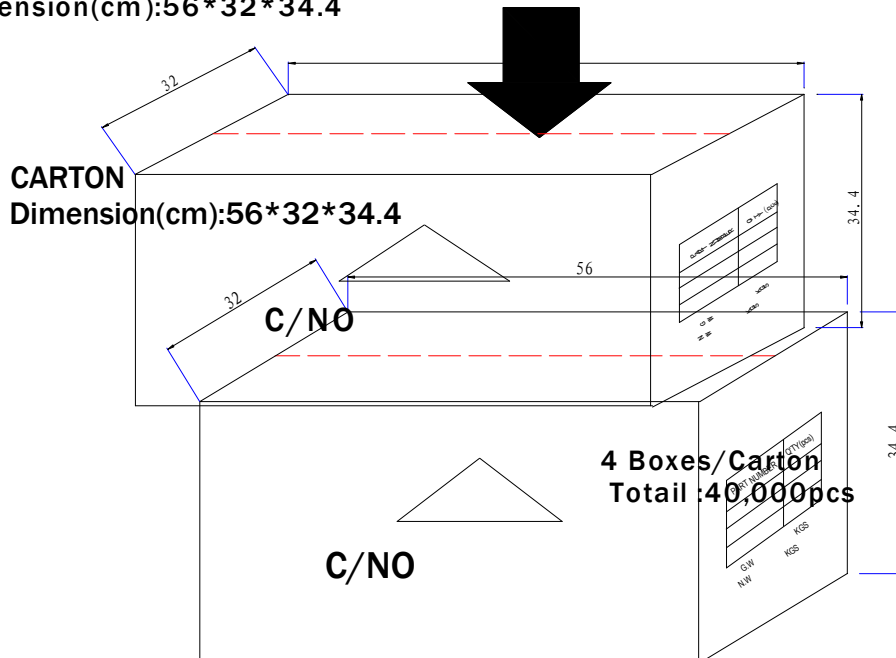
Typical Electrical Characteristics Curves (25 °c Ambient Temperature Unless Otherwise Noted)



Flux LEDs PACKING.



CARTON
Dimension(cm):56*32*34.4



4 Boxes/Carton
Total :40,000pcs