


OCXO14

Oven Controlled Crystal Oscillator



Application

- SDH/SONET
- ATM
- WLL
- Measurement Equipment

Features

- Stability up to ± 0.05 ppm
- Low Aging
- Compact Package

Specification

Model	OCXO14
Frequency Range, MHz	1.0 ~ 100.0
Dimensions, mm	20.8x13.2x12.7
Supply Voltage, VDC	+3.0, +5.0, +12.0
Frequency Stability vs Temp	See Table 1
Operating Temp, °C	See Table 1
Storage Temp, °C	-40 ~ +85
Frequency Accuracy, ppm	± 1 , center control voltage
Adjustable Frequency Range	± 7.0 ppm Max
Aging, PPM	$\pm 0.5 \sim \pm 3$
Package	Bulk

Standart Frequencies

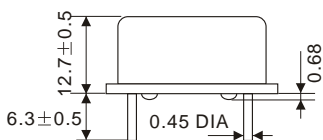
Standart Frequencies in MHz	
10.00000	40.00000
12.28800	50.00000
14.40000	60.00000
20.00000	70.00000
20.48000	77.76000
28.32200	80.00000
30.00000	90.00000
38.88000	100.0000

Other frequencies available. Please consult our sales office.

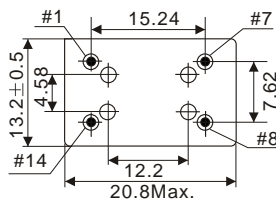
Frequency Stability vs Temp

Frequency Stability Vs Temp	
± 0.05 ppm max	0°C ~ +50°C
± 0.2 ppm max	-20°C ~ +70°C
± 0.5 ppm max	-40°C ~ +75°C

Through hole Dimensions, mm



PIN	FUNCTION
1	Control Voltage
7	GND/Case
8	Output
14	Power Supply



Output Waveform & Load Characteristic

Output Waveform	Output Characteristics	Option Code
Clipping Sine Wave	Load: 10K /10pF Output level: >1Vp-p	C
TTL	Load: Max 10 low power consumption TTL gates "1" level: >+2.4VDC "0" level: <+0.2VDC Duty Cycle: 45/55 Rise/fall time: <6ns	D
HCMOS	Load: max 10 low power consumption TTL/HCMOS "1" level: >+4.3VDC "0" level: <+0.5VDC Duty Cycle: 45/55 Rise/fall time: <6ns	E
ACMOS	Load: max 10 low power consumption TTL/ACMOS "1" level: >+4.3VDC "0" level: <+0.5VDC Duty Cycle: 45/55 Rise/fall time: <6ns	F