

Features

- Single Turn / Cermet / Industrial / Sealed
- Available on tape and reel
- Available with a knob for finger adjust
- Available with extended shaft
- Available with cross-slot rotor

Features

- Top and side adjust types (H, W most popular)
- High voltage types available (see [Model 3386 HV2/3386 HV3](#) for details)
- RoHS compliant* version available

3386 - 3/8 " Square Trimming Potentiometer

Electrical Characteristics

Standard Resistance Range10 to 2 megohms
(see standard resistance table)
Resistance Tolerance±10 % std.
(tighter tolerance available)
Absolute Minimum Resistance2 ohms max.
Contact Resistance Variation2 % or 3 ohms max.
(whichever is greater)
Adjustability
Voltage±0.05 %
Resistance±0.15 %
Resolution.....Infinite
Insulation Resistance500 vdc.
1,000 megohms min.
Dielectric Strength
Sea Level900 vac
70,000 Feet350 vac
Adjustment Angle280 ° nom.

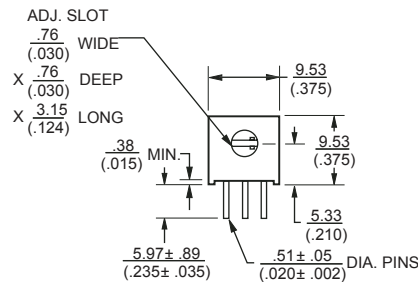
Environmental Characteristics

Power Rating (300 volts max.)
85 °C0.5 watt
125 °C0 watt
Temperature Range-55 °C to +125 °C
Temperature Coefficient±100 ppm/°C
Seal Test.....85 °C Fluoriner[†]
Humidity.....MIL-STD-202 Method 103
96 hours
(2 % ΔTR, 10 Megohms min.)
Vibration.....30 G (1 % ΔTR; 1 % ΔVR)
Shock.....100 G (1 % ΔTR; 1 % ΔVR)
Load Life ..1,000 hours 0.5 watt @ 70 °C
(3 % ΔTR; 1 % or 1 ohm,
whichever is greater, CRV)
Rotational Life200 cycles
(4 % ΔTR; 1 % or 1 ohm,
whichever is greater, CRV)

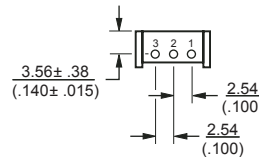
Physical Characteristics

Mechanical Angle310 ° nom.
Torque5.0 oz-in. max.
Stop Strength15.0 oz-in. min.
TerminalsSolderable pins
Weight0.03 oz.
MarkingManufacturer's
trademark, resistance code,
wiring diagram, date code,
manufacturer's model
number and style
FlammabilityU.L. 94V-0
Standard Packaging50 pcs. per tube
Wiper.....50 % (Actual TR) ±10 %
Adjustment ToolH-90

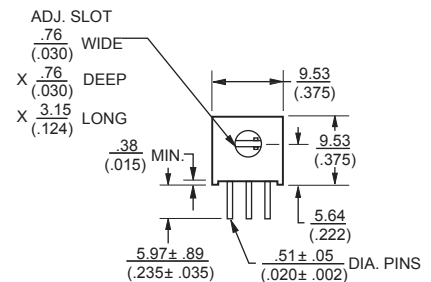
Common Dimensions
Side Adjust Models C



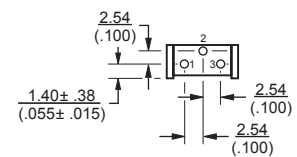
3386C



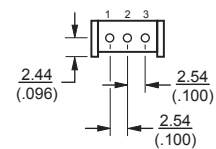
Common Dimensions
Side Adjust Models H,W



3386H



3386W



Standard Resistance Table

Resistance (Ohms)	Resistance Code
10	100
20	200
50	500
100	101
200	201
500	501
1,000	102
2,000	202
5,000	502
10,000	103
20,000	203
25,000	253
50,000	503
100,000	104
200,000	204
250,000	254
500,000	504
1,000,000	105
2,000,000	205

Popular distribution resistance values listed in boldface. Special resistances available.

TOLERANCES: ± 0.25 (.010) EXCEPT WHERE NOTED

DIMENSIONS ARE: $\frac{\text{MM}}{\text{(INCHES)}}$

How To Order

3386 P - 1 - 103 T LF

Model _____
Style _____
Standard or Modified Product Indicator _____
-1 = Standard Product
-EY5 = Extended Shaft
Resistance Code _____
Optional Suffix Letter _____
T = Knob**

Terminations

LF = 100 % Tin-plated (RoHS compliant)
Blank = 90 % Tin / 10 % Lead-plated (Standard)

**Knob option is available only in standard Tube packaging.

Consult factory for other available options.