

# WIRE WOUND RESISTORS

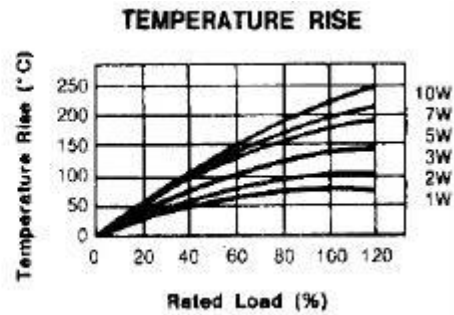
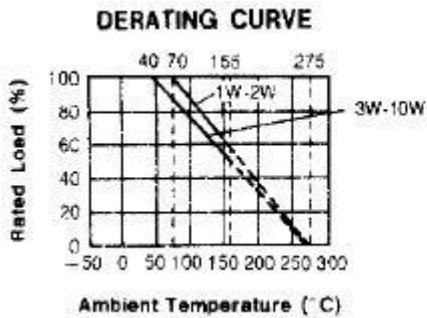
## (NONFLAME / RESIN PAINT)

### Features:

- 1 The resistor is fabricated using a suitable fiberglass or ceramic core with the resistance wire securely crimped to the terminals.
- 2 Small in size comparatively than other kind resistor.
- 3 Electrical and mechanical stability and high reliability.
- 4 Tolerance : 1%, 2%, 5%, 10%
- 5 Resistance up to 50Ω max for non-inductive

### Wire Wound Resistor, Nonflame / Resin Paint

Wire wound resistors are made by winding the resistance wire on the alkalizes ceramic core, then coated with silicon resin or nonflame paint, capable of making low tolerance resistors

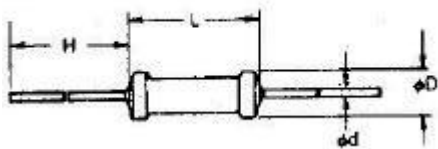


### Electrical Performance

Test Items	Condition	Spec.
Resistance Temp. Coeff.	-30°C ~ 200°C	±300PPM/°C
Short Time Overload	10 times of rated wattage for 5 sec.	±2%
Rated Load	Rate wattage for 30 min.	±1%
Voltage Withstanding	500V AC 1 min.	no change
Insulation Resistance	500V megger	20MΩ
Temp. Cycle	-30°C ~ 85°C 5 cycles	±1%
Load Life	70°C on-off cycle 1000hrs.	±5%
Moisture-Proof Load Life	40°C 95% RH on-off cycle 500 hrs.	±3%
Incombustibility	16 times of rated wattage for 5 min.	not flamed

\*Total resistance change +(ΔR% + 0.05Ω)

### DIMENSIONS



Type	Rated Watts	Dimensions (mm)				Resistance Range (Ω)
		D	L	H	d	
KNP-1/2W	1/2W	3.2	9	28	0.60	0.1-510
KNP-1W (KNP-2WS)	1W	4.5	11	28	0.65	0.1-820
KNP0-2W (KNP-3WS)	2W	5.0	15	28	0.80	0.1-2K2
KNP-3W (KNP-5WS)	3W	6.0	17	28	0.80	0.1-5K
KNP-4W	4W	7.5	24	38	0.80	0.1-10K
KNP-5W	5W	7.5	24	38	0.80	0.1-15K
KNP-6W	6W	7.5	24	38	0.80	0.1-15K
KNP-8W	8W	8.5	32	38	0.80	0.1-20K
KNP-10W	10W	8.5	32	38	0.80	0.1-30K
KNP-12W	12W	8.5	37	38	0.80	0.1-33K
KNP-15W	15W	8.5	42	38	0.80	0.1-36K
KNP-20W	20W	8.5	52	38	0.80	0.1-47K