

SENSOR SWITCH


Item #	RBS20 Series	Description	TILT SWITCH	Version	V99.0
Page	1 of 5		Date	March 18, 2010	

● FUNCTIONS

1. 45° Tilt Detecting within a 360° radius
2. Rotation Detecting
3. Slight Vibration Detecting

● APPLICATIONS

1. Home appliance tilt-off function (For Normal Close and Normal Open, just change layout design.)
2. Automotive devices
3. Visual devices
4. Information devices
5. Communication settings



● FEATURES

1. No electricity consumption during detection status.
2. Housing made of high insulation plastic material, free from electric conduction and rust problem.
3. Gold-plated ball and terminals, low possibility of oxidization.
4. All plastic materials subject to industrial purpose, resist high temperature and meet fireproof function.
5. Simple ON and OFF signals, easy for design.
6. RoHS and REACH compliance, an ideal substitute for mercury switch.
7. A more economical tilt and rotation detection option than IC design solution.
8. Functionally compatible to optical sensor switch, however a more economical solution.
9. All made in Taiwan and examined before shipment.

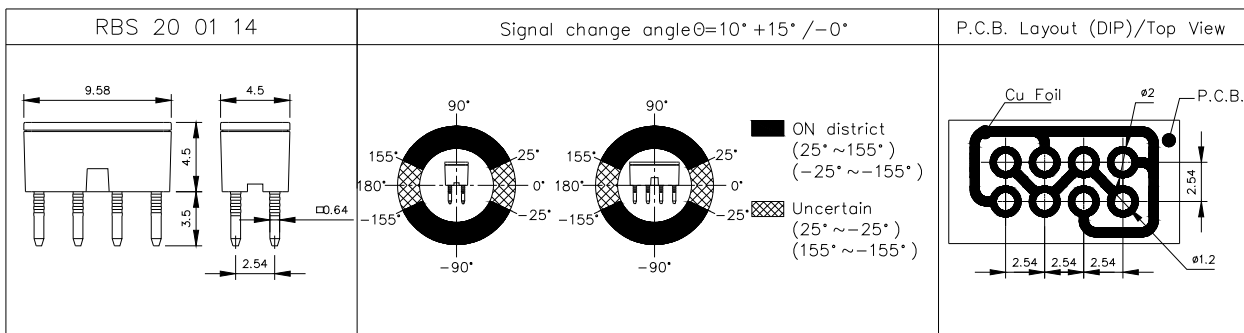
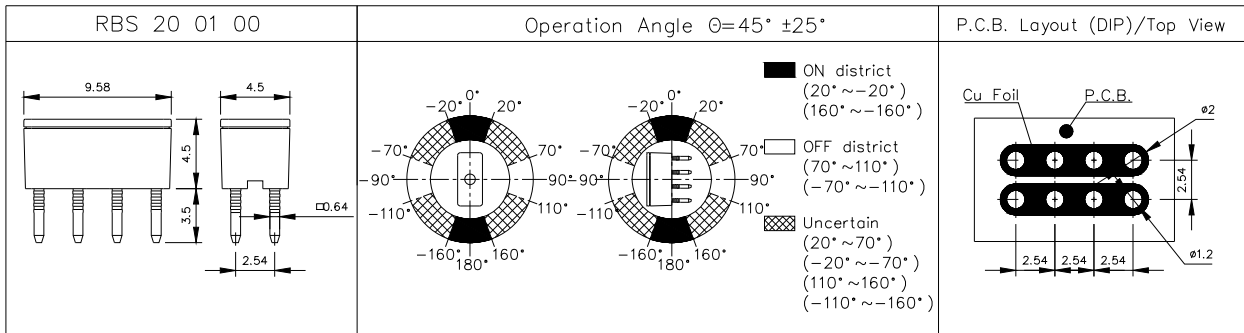
● PATENTS

1. TAIWAN Patent No. I 239025
2. U.S.A. Patent No. US 7,045,724 B1
3. CHINA Patent No. ZL 2004 1 0091589.7

SENSOR SWITCH

Item #	RBS20 Series	Description	TILT SWITCH	Version	V99.0
Page	2 of 5		Date	March 18, 2010	

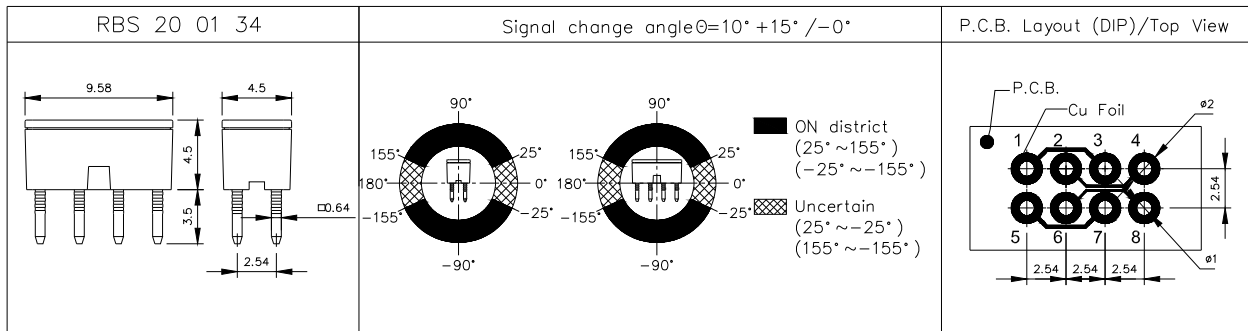
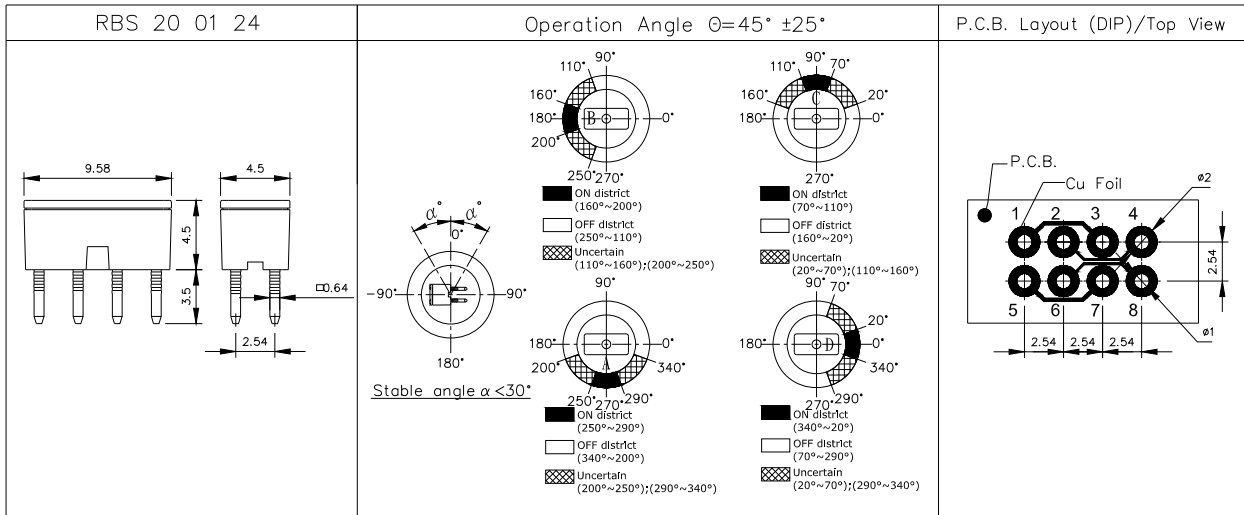
● DIMENSIONS / OPERATION / P.C.B. LAYOUT (Unit: mm, Tolerance: ±0.25mm)





SENSOR SWITCH

Item #	RBS20 Series	Description	TILT SWITCH	Version	V99.0
Page	3 of 5		Date	March 18, 2010	





SENSOR SWITCH

Item #	RBS20 Series	Description	TILT SWITCH	Version	V99.0
Page	4 of 5		Date	March 18, 2010	

● ELECTRICAL CHARACTERISTICS

1.	Contact Rating	10mA, 5VDC
2.	Contact Resistance	10Ω max.
3.	Differential Angle	Refer to the drawing
4.	Switching Type	Normal Close → RBS200100, RBS200124 Normal Open → RBS200114, RBS200134
5.	Insulation Resistance	1,000MΩ min. at 100VDC
6.	Dielectric Strength	100VDC min. for 1 minute
7.	Capacitance	5pF max.

● MECHANICAL CHARACTERISTICS

1.	Temperature Range	Operating: -25°C to +85°C Storage: -40°C to +85°C
2.	Pull Force of Terminal	500 gf for 1 minute
3.	Operation Life	100,000 cycles
4.	Humidity	95% RH, 40° C for 96 hrs.
5.	Solder Ability	After flux 260±5°C for 5±0.5 seconds, 95% coverage

● BILL OF MATERIAL

1.	Housing	Polyamide + Glass-Fiber, UL 94HB
2.	Cover	Polyamide + Glass-Fiber, UL 94HB
3.	Terminal	Copper Alloy, Gold Plated over Nickel
4.	Ball	Copper Alloy, Gold Plated over Nickel

● PACKAGE

	Part Number	Package	Quantity	Total	Size
1.	RBS2001XX	PE Bag	500 pcs	500 pcs	12.7 x 17.8 (cm)
		Inner Box	10 Bags	5,000 pcs	36 x 20 x 9 (cm)
		Carton	3 Boxes	15,000 pcs	36 x 28 x 23 (cm)

* Minimum Order Quantity: One Bag



SENSOR SWITCH

Item #	RBS20 Series	Description	TILT SWITCH	Version	V99.0
Page	5 of 5		Date	March 18, 2010	

● NOTE

1. Suggestion for Application : Application in occasions that require vibration functions, adding design of "ON DELAY" is recommended. For great vibration, Optical type products are recommended.
2. Suggestion Contact Rating: 5mA
3. For the continued product improvement as one of the company policy, specifications may change or update without notice. The latest information can be obtained through our sales offices. Normally, all products are supplied under our standard conditions.

● PRECAUTIONS FOR USE

1. If the products is intended to be used for other endurance equipments requiring higher safety and reliability such as life support system, space and aviations devices, disaster and safety system, it's necessary to make verification of conformity or contact us for the details before using.
2. Don't try to clean the switch with a solvent or similar substance after the soldering process.
3. The switch might be damaged if using the water-soluble flux.
4. Don't use the switch in the environment with high humidity or other bedewing possibility, as it may cause leaking among the terminals.
5. It might catch fire if the rating exceeds the specifications. Never use the switch beyond the rating.