

1. SCOPE

2. GENERAL FEATURES

2.1 MODEL NO.

SC5529_AY11

2.2 DIMENSIONS REFER TO DRAWING NO. **P1592**, EDITION **A** . ALL TOLERANCES ARE SPECIFIED ON THE DRAWING. NUMBERS WITHOUT TOLERANCES ARE FOR REFERENCE ONLY.

2.3 OPERATING TEMPERATURE RANGE -5°C TO 60°C

2.4 STORAGE TEMPERATURE RANGE (Please Solder in 3 month's) -20°C TO 70°C ; 0% TO 60% RH

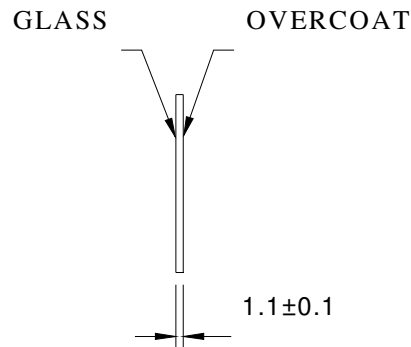
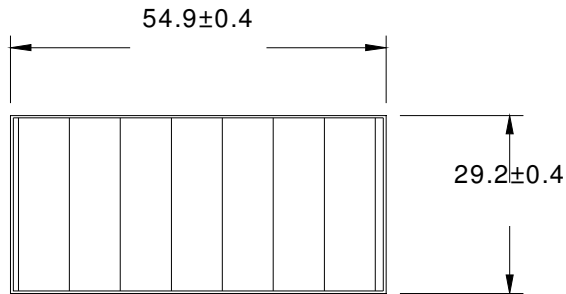
3. FUNCTIONAL SPECIFICATIONS

Dimensions	
Minimum operating voltage, V_{op} (With 219 Ω load)	3.5 V
Minimum operating current , I_{op} (With 219 Ω load)	
* Open-circuit voltage, V_{oc}	5.2 V
* Short-circuit current , I_{sc}	
Test Condition	AM 1.5 (100mW/cm ²) and 25°C

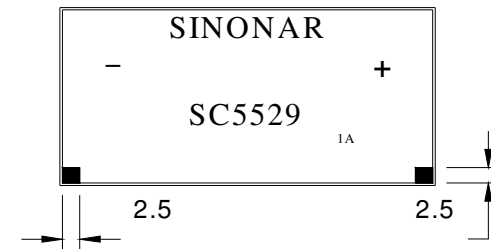
* Note: V_{oc} and I_{sc} are for reference only

4. OUTLINE DRAWING

LIGHTING SIDE



OVERCOAT SIDE



SPECIFICATIONS (INITIAL)

OPEN CIRCUIT VOLTAGE	TYPICAL 5.2V	(FL AM 1.5 (100mW/cm ²))
SHORT CIRCUIT CURRENT	TYPICAL 21.0mA	(FL AM 1.5 (100mW/cm ²))
OPERATION	TYPICAL 3.5V-17.0mA	(FL AM 1.5 (100mW/cm ²))
	MINIMUM 3.5V-16.0mA	(FL AM 1.5 (100mW/cm ²))

Note:
 1. code number Y means 1.1 mm thickness.
 2. General Tolerance: ±0.3

TYPICAL: FOR REFERENCE ONLY

MODEL NO. SC5529_AY11		DESIGN/DRAW BY 1455D
DRAWING NO. P1592		FIRST CHECK BY 0736
EDITION A	SCALE 1:1	APPROVED BY 1530D
UNIT m / m		DATE January 31,2008