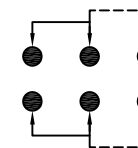
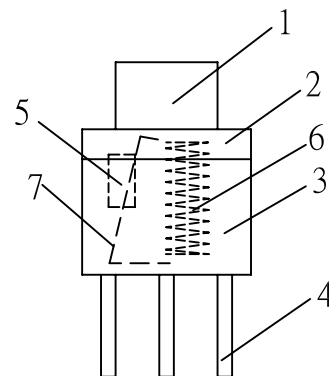
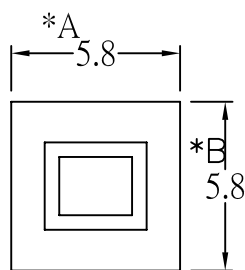


1

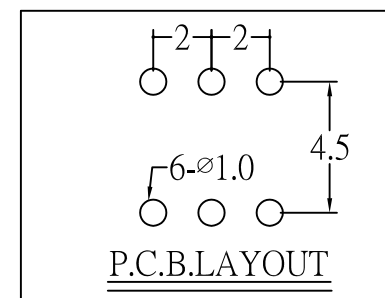
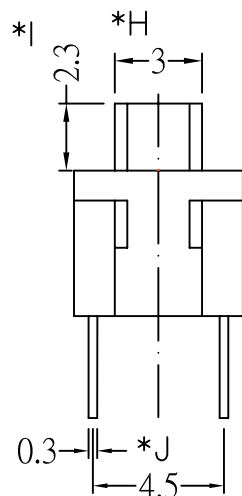
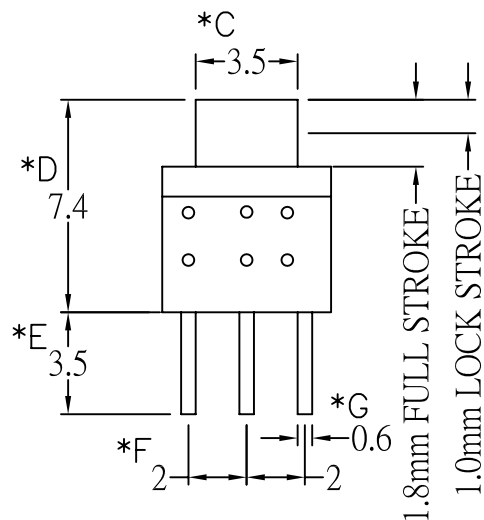
2

3

4



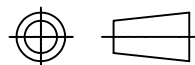
SCHMATIC



P.C.B.LAYOUT

* CRITICAL DIMENSION

CHI FUNG ELECTRONICS CO.,LTD.



SERIES : PUSH SWITCH		DRAWING NO:	CF-ENL-PS4003
PART NAME: PS-22E59L(LOCKABLE)		GENERAL TOLERANCE	
UNIT : M M	DWN.	WITHIN 0.XXmm±0.15mm OVER 0.Xmm±0.25mm	
SCALE : 4:1	CHK'D		
REV : A/0	APPD.		

7	CAM STICK	STEEL WIRE	1	NATURAL
6	SPRING	STEEL WIRE	1	NATURAL
5	CONTACT CLIP	PBS C5210R-EH	2	Ag CLAD
4	TERMINAL	BRASS	6	Ag COATING
3	CASE	PA66	1	GREY
2	COVER	POM	1	BLACK
1	KNOB	POM	1	WHITE
NO.	PART NAME	MATERIAL	QTY	FINISHING

7	CAM STICK	STEEL WIRE	1	NATURAL
6	SPRING	STEEL WIRE	1	NATURAL
5	CONTACT CLIP	PBS C5210R-EH	2	Ag CLAD
4	TERMINAL	BRASS	6	Ag COATING
3	CASE	PA66	1	GREY
2	COVER	POM	1	BLACK
1	KNOB	POM	1	WHITE
NO.	PART NAME	MATERIAL	QTY	FINISHING

1

2

3

4