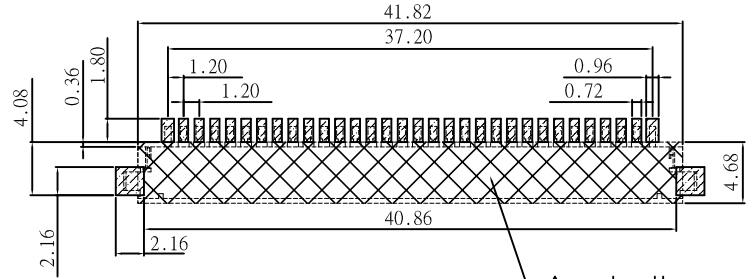
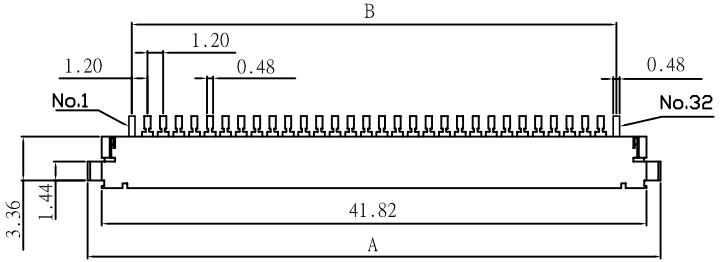
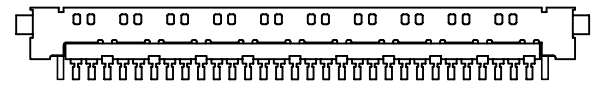
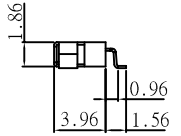
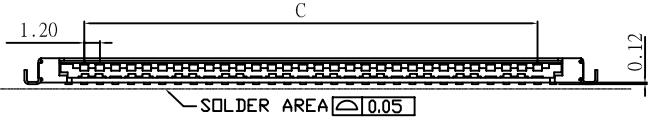


1 2 3 4 5 6 7 8 9 10 11 12 13 14

A B C D E F G H I J



P.C.Board layout



SPECIFICATION

- ' Voltage Rating: 200V AC/DC
- ' Current Rating: 1A AC/DC
- ' Withstanding Voltage: 500V AC/minute
- ' Insulation Resistance : 100M Ω min
- ' Temperature Range: -40°C to +85°C
- ' Contact Resistance: 40mΩ max.

FEATURES:

- ' Part No: 100G2-MRXX
- ' Poles: 20,30
- ' Material: Contact: Phos/Tin plated , Shell: Phos/Tin plated,
- ' Base: Nylon 66 UL94V-0

Poles	Part No.	A	B	C
20	100G2-MR20	26.65	21.00	19.00
30	100G2-MR30	36.65	31.00	29.00

Rev	Description/Date	Drawn By: Storm.li
△		Checked By: Simmon
△		Approved By: Tony

Customer:	
Part No.:	100G2-MRXX
Title:	1.00mm Board to Wire Header SMT 180° Type Tape&Reel Draw

Third angle projection		Units: mm
General Dimension Tolerance	X.X ±0.25	X.XX ±0.1
	X.XXX ±0.08	

SGS Report No.: CE/2005/41478A

1 2 3 4 5 6 7 8 9 10 11 12 13 14