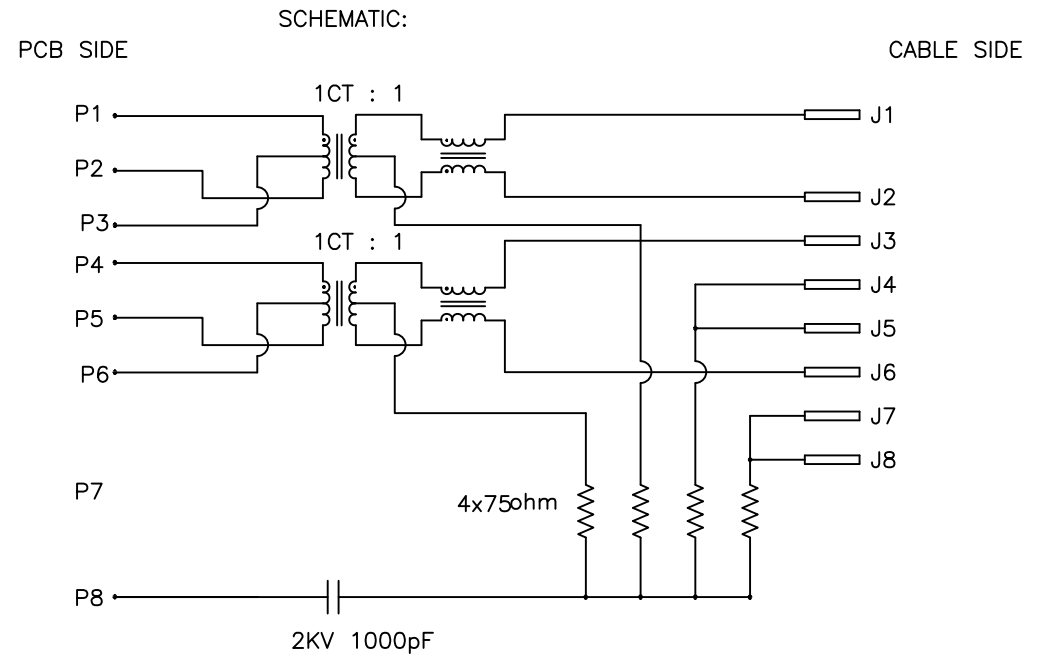
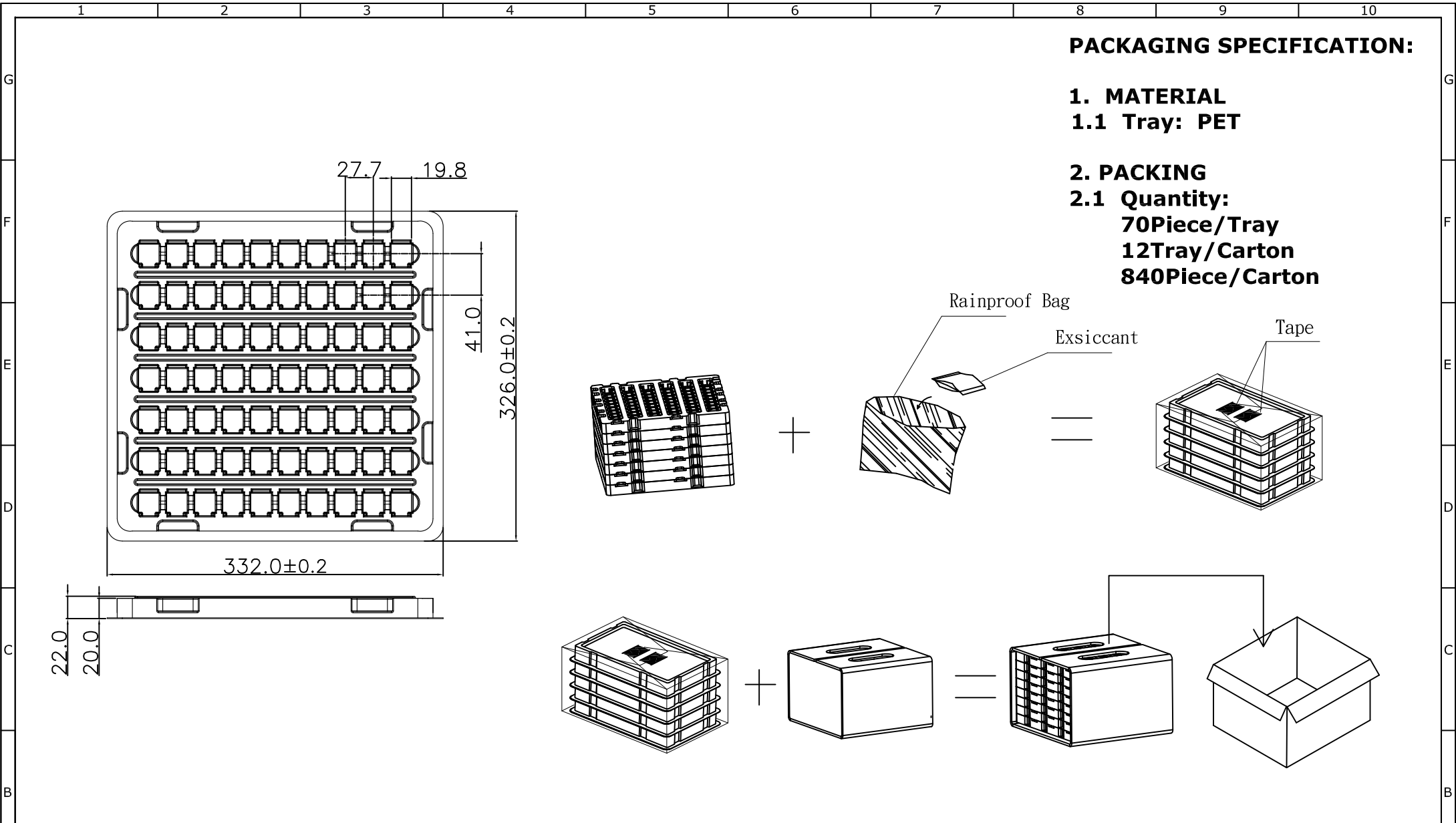


1. Turns Ratio:(P1-P2):(J1-J2):1CT:1CT ±5%
(P4-P5):(J3-J6):1CT:1CT ±5%
2. Inductance:(P1-P2):350uH min. @0.1V,100kHz,8mA DC Bias
(P4-P5):350uH min. @0.1V,100kHz,8mA DC Bias
3. leakage Inductance:
P1-P2(Short J1-J2):0.3uH MAX@1MHz
P4-P5(Short J3-J6):0.3uH MAX@1MHz
4. Interwinding Capacitance:
(P1,P2,P3) To (J1,J2):35pf MAX.@1MHz
(P4,P5,P6) To (J3,J6):35pf MAX.@1MHz
5. DC Resistance: (J1-J2) and (J3-J6):1.2 ohm Max
6. Return Loss:(P1-P2) and (P4-P5)@Load 100Ohm
1~30MHz:-18dB MIN
30~60MHz:-16dB MIN
60~80MHz:-12dB MIN
7. Hi-pot :(J1,J2)To (P1,P2,P3)1500VAC or 2250VDC 60sec@60Hz
(J3,J6) To (P4,P5,P6): 1500VAC or 2250VDC 60sec@60Hz
8. Insertion Loss:1~100 MHz:-1.0 dB MAX
9. Cross Talk:1~100 MHz:-30dB MIN
10. Common to Common Mode Rejection: 1~100MHz:-35dB MIN



| | | | | UNLESS OTHERWISE SPECIFIED TOLERANCE | | | www.attend.com.tw | | | | |
|--------|--|-------------|--|--------------------------------------|--|----------|-----------------------|------------|--|---|--|
| ANGLES | | ANG. | | ±5° | | | | | | | |
| LINEAR | | 0. | | ±0.3 | | | | | | | |
| | | 0.00 | | ±0.25 | | | | | | | |
| | | SCALE | | AS SHOWN | | UNIT: mm | | | | | |
| A | | Revise: | | DRAWN | | Willis | | 2012/09/27 | | DRAWN NAME: | |
| | | Revise: | | CHECKED | | Angel | | 2012/09/27 | | RJ45 Jack Middle Mount Magnetic Type 10/100 Base-T | |
| | | Revise: | | APPROVED | | Ken | | 2012/09/27 | | PRODUCT NO. 212A-11CD0-RA8 | |
| REV. | | DESCRIPTION | | DATE | | REV. | | 1.0 | | FILE NAME 212A-11CD0-RA8_B_1 | |
| 1 | | 2 | | 3 | | 4 | | 5 | | 6 | |
| 7 | | 8 | | 9 | | 10 | | | | | |



PACKAGING SPECIFICATION:

1. MATERIAL

1.1 Tray: PET

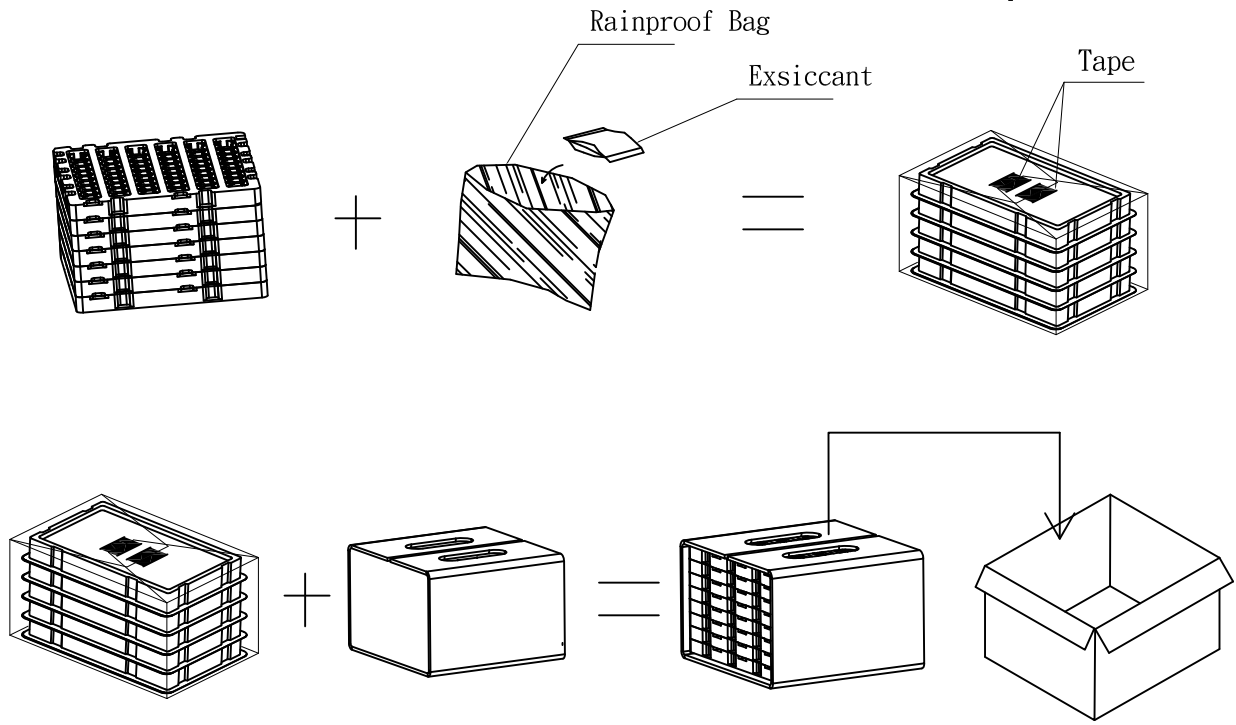
2. PACKING

2.1 Quantity:

70Piece/Tray

12Tray/Carton

840Piece/Carton



| | | | | | | | | | | |
|------|-------------|--|--|------|------|--------------------------------------|----------|------------|--|--------------------|
| | | | | | | UNLESS OTHERWISE SPECIFIED TOLERANCE | | |  www.attend.com.tw | |
| | | | | | | ANGLES | ANG. | ±5° | | |
| | | | | | | LINEAR | 0. | ±0.3 | | |
| | | | | | | | 0.0 | ±0.25 | | |
| | | | | | | | 0.00 | ±0.20 | | |
| | | | | | | SCALE | AS SHOWN | UNIT: mm | | |
| | | | | | | DRAWN | Willis | 2012/09/27 | DRAWN NAME: | |
| | | | | | | CHECKED | Angel | 2012/09/27 | RJ45 Jack Middle Mount Magnetic Type 10/100 Base-T | |
| | | | | | | APPROVED | Ken | 2012/09/27 | PRODUCT NO. | 212A-11CD0-RA8 |
| REV. | DESCRIPTION | | | DATE | REV. | DESCRIPTION | | | DATE | FILE NAME |
| 1 | | | | | 4 | | | | | 212A-11CD0-RA8_D_1 |