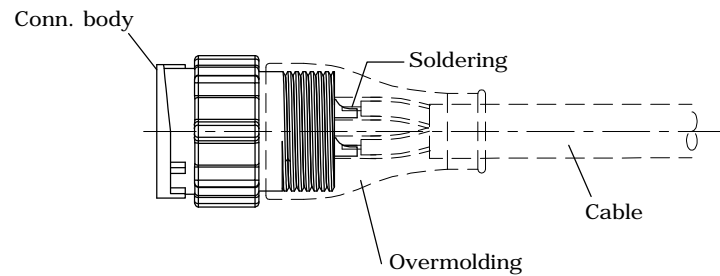
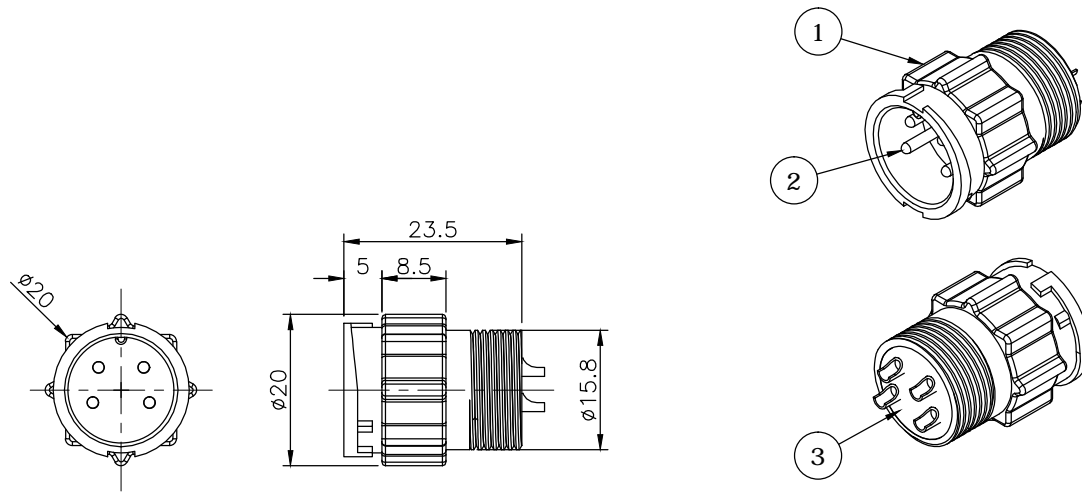


REV.	DESCRIPTION	DRAWN	DATE
1	INITIAL RELEASE	TIM	2020/06/10

SPECIFICATION:

1. Current Rating: 10A/ 20A per pin (see P2. table)
2. Contact Resistance: 10mΩ
3. Insulation Resistance: 100MΩ
4. Dielectric Withstanding Voltage: 500VAC
5. Durability: 1000 Cycle
6. Operating temperature range: -40°C~+85°C
7. Storage temperature range: -40°C~+85°C
8. Water Proof: IP67



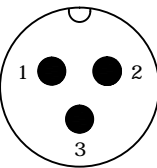
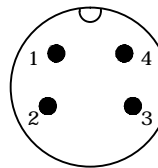
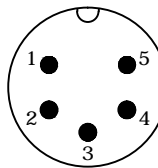
Cable overmolding, bayonet lock, male gender male pin, solder bucket

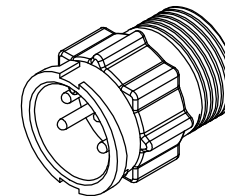
3	GLUE	EPOXY		
2	CONTACT	Brass, 1u' Min. Gold Plating over Nickel		
1	HOUSING	PA66, UL94V-0, Black		
NO.	PART NAME	DESCRIPTION		
UNLESS OTHERWISE SPECIFIED TOLERANCE				
UNIT:	DECIMAL	LINEAR	ANGLES	
mm	X.	±0.50	±5°	
	X.X	±0.25	±3°	
	X.XX	±0.12	±1°	
		www.attend.com.tw		
DRAWN	Tim	2020/06/10	DRAWN NAME:	
CHECKED	Fros	2020/06/10	C Size Connector, Overmolding Cable Lock Bayonet, M Skt M Solder Pin	
APPROVED	Ken	2020/06/10	PRODUCT NO. see page 2 table	
	SCALE 1/1	SHEET 1/2	SIZE A4	FILE NAME 227C-MMM0_B_1





REV.	DESCRIPTION	DRAWN	DATE
	SEE SHEET ONE		

TABLE: Pin Count/ Pin Assignment/ Current Rating/ Part Number

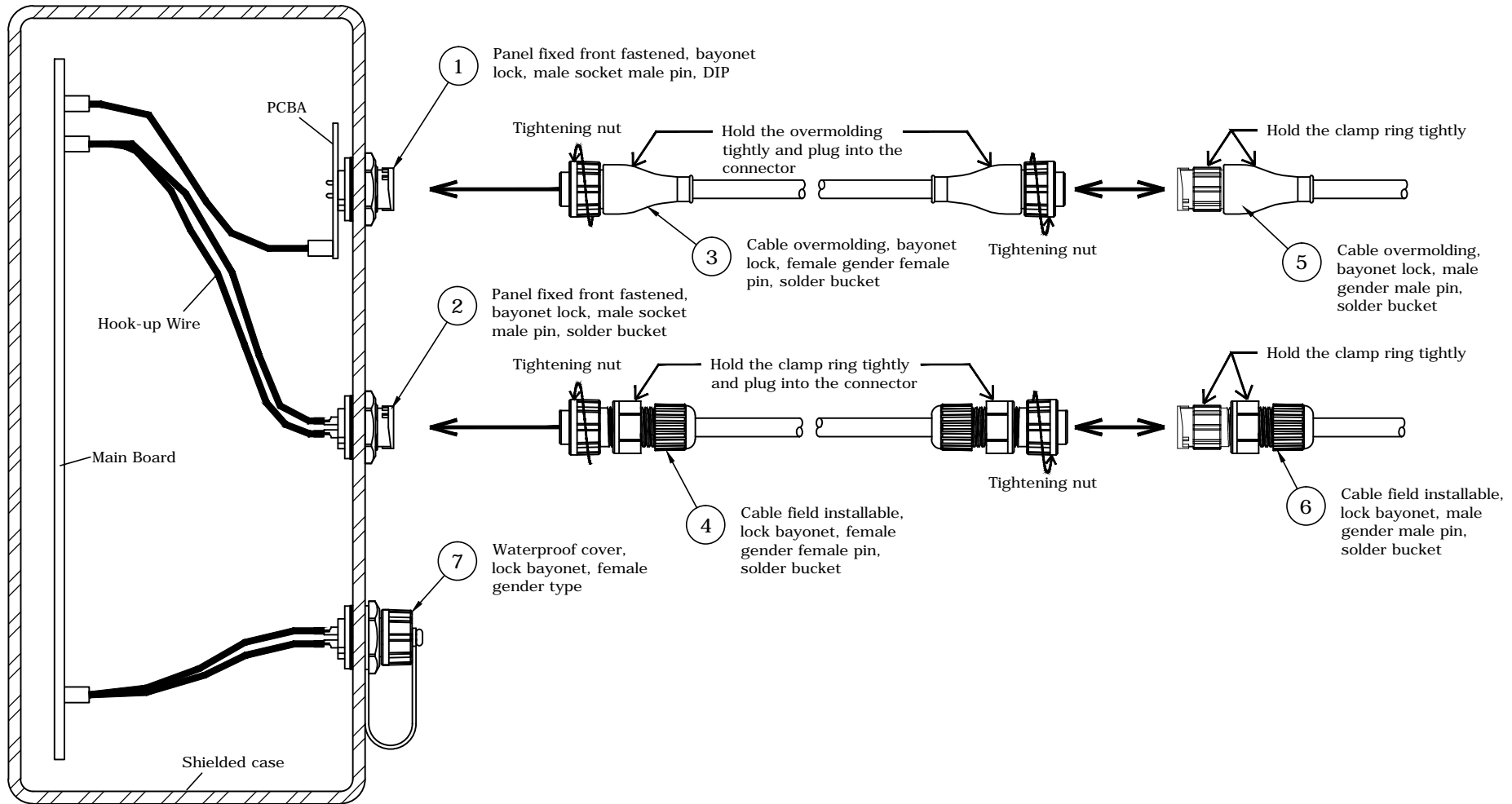
Part Number	227C-03M07	227C-04M06	227C-05M06
Pin Assignment			
Pin Count	3Pin	4Pin	5Pin
Current Rating	20A	10A	10A



Drawing Number: 227C-MMM0
 Description: C size connector, overmolding cable lock bayonet, male socket male pin, solder bucket

UNLESS OTHERWISE SPECIFIED TOLERANCE				 ATTEND www.attend.com.tw		
UNIT:	DECIMAL	LINEAR	ANGLES			
mm	X.	±0.50	±5°			
	X.X	±0.25	±3°			
	X.XX	±0.12	±1°			
DRAWN	Tim	2020/06/10	DRAWN NAME: C Size Connector, Overmolding Cable Lock Bayonet, M Skt M Solder Pin			
CHECKED	Fros	2020/06/10				
APPROVED	Ken	2020/06/10	PRODUCT NO.	see table		
	SCALE 1/1	SHEET 2/2	SIZE A4	FILE NAME	227C-MMM0_B_1	

REV.	DESCRIPTION	DRAWN	DATE
1	INITIAL RELEASE	TIM	2020/06/10



Application	Ball no.	Drawing Number	Gender		Matchable drawing numbers				UNLESS OTHERWISE SPECIFIED TOLERANCE			
			Conn. type	Pin type	1	2	3	4	UNIT:	DECIMAL	LINEAR	ANGLES
Panel Fixed	①	227C-DMMO	Male	Male	227C-MFFO	227C-AFFO	227C-0001		mm	X.	±0.50	±5°
	②	227C-SMMO			③	④	⑦			X.X	±0.25	±3°
Cable	③	227C-MFFO	Female	Female	227C-DMMO	227C-SMMO	227C-MMMO	227C-AMMO		X.XX	±0.12	±1°
	④	227C-AFFO			①	②	⑤	⑥				
	⑤	227C-MMMO	Male	Male	227C-MFFO	227C-AFFO	227C-0001					
⑥	227C-AMMO	③			④	⑦						
Accessories	⑦	227C-0001	Female		①	②	⑤	⑥				



www.attend.com.tw

DRAWN NAME: C Size Water Proof Connector Application Drawing

PRODUCT NO.

FILE NAME: 227C-Series_B_1

DRAWN	Tim	2020/06/10
CHECKED	Fros	2020/06/10
APPROVED	Ken	2020/06/10
SCALE	1/2	
SHEET	1/1	
SIZE	A4	