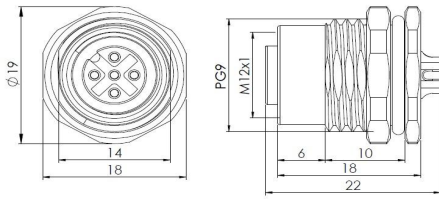


Accessories for actuator/sensor receptacle – female flange with solder contacts, rear-mounted



Typecode M12A05FBRB9SC011

ID 1006010000036

Technical Data*

| Connector A | |
|----------------------|---------------------------------|
| Connector | M12, Female, A-Coding |
| Number of Pins | 5-Pin |
| Contacts | Brass, Gold-plated |
| Flange housing | Brass, Nickel-plated |
| Mounting type | Rear-mounted |
| Contact Carriers | PA |
| Seal | FKM |
| Protection Class | IP67, Only in screwed condition |
| Mechanical lifespan | ≥ 100 Mating cycles |
| Pollution degree | 3 |
| Screw-in thread | PG9 |
| Connection mode | Solder contact |
| Wiring specification | 22 AWG |
| Standard | IEC 61076-2-101 |

| Electrical properties at +20 °C | |
|---------------------------------|----------|
| Rated Voltage | 60 V |
| Rated current | 4 A |
| Rated impulse voltage | 1.5 kV |
| Contact resistance | ≤ 3 mΩ |
| Insulation resistance | ≥ 100 MΩ |

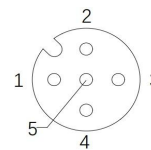
| Mechanical and chemical properties | |
|--|-------------------|
| Ambient temperature range (stationary) | -40 °C ... 120 °C |

| Commercial data | |
|-------------------|------|
| Weight | g |
| Country of origin | CN |
| Packaging unit | 1 pc |


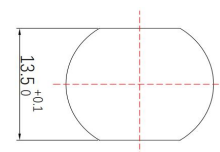
Features

- M12, Female, 5-Pin
- Rear-mounted
- Protection Class: IP67
- RoHS-compliant
- Metal housing
- Solder contact

Contact assignment



Through bore



* Please note that the data specified here were design data, and the parameters of product are subject to changes without prior notice. Matters not mentioned herein. Please contact customer service. Please also note that the user is responsible for validating functionality, conformity with applicable laws and directives, as well as for the electrical safety in the particular application.