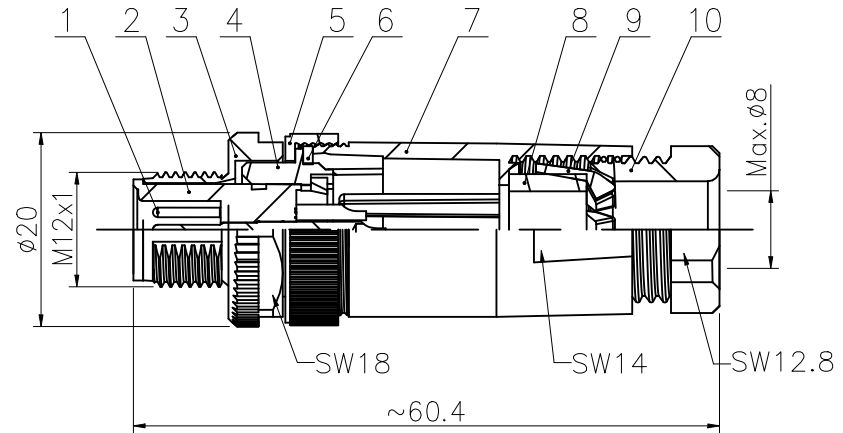

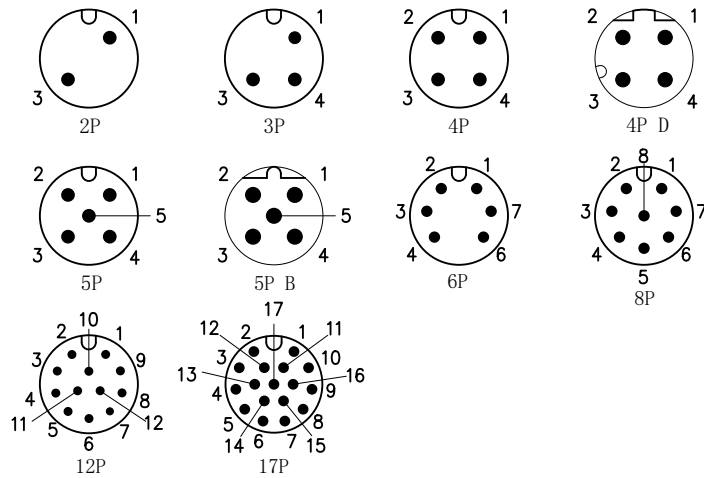


1		2		3		4		5		6	
No.	Specification	Unit	Q'ty	No.	Specification	Unit	Q'ty	No.	Specification	Unit	Q'ty
1	Welded wire type male needle straight needle	pc	2~17	6	Waterproof gasket silicone rubber $\phi 17.2 * \phi 13.6 - 1$	pc	1	7	M12 threaded assembly PG9 specification plastic housing	pc	1
2	M12 needle type rubber core long body black	pc	1	8	PG9 M12 plastic assembly waterproof rubber plug	pc	1	9	M12 plastic packaged tail claw PG9 specification white	pc	1
3	M12 Threaded male head assembly with hexago S-324	pc	1	10	M12 threaded tail lock nut PG9 specification plastic housing	pc	1				
4	M12 Male head welding wire assembly trunk sleeve S-289	pc	1								
5	M12 threaded body with plastic housing	pc	1								

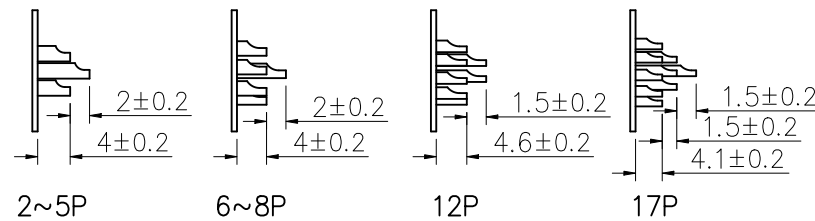
Core layout



Technical parameters

Connection type: screw joint
 Mode of connection: Wire solder
 Class of pollution: 3
 Temperature range: $-40^{\circ}\text{C} \sim +80^{\circ}\text{C}$
 Level of protection: IP67
 Insertion and removal cycle: ≥ 500

A: Cup height



Number of cores	2	3	4	4D	5	5B	6	8	12	17
Rated current voltage	4A/250V	4A/250V	4A/250V	4A/250V	4A/60V	4A/60V	2A/30V	2A/30V	1.5A/30V	1.5A/30V
Rated pulse voltage	2500V	2500V	2500V	2500V	1500V	1500V	800V	800V	800V	800V
Insulation resistance(M Ω)	≥ 100	≥ 100	≥ 100	≥ 100	≥ 100	≥ 100	≥ 100	≥ 100	≥ 100	≥ 100
Contact resistance(m Ω)	≤ 5	≤ 5	≤ 5	≤ 5	≤ 5	≤ 5	≤ 5	≤ 5	≤ 5	≤ 5

GENERAL TOLERANCE (UNLESS SPECIFIED)	DWN	C.Z.H 2024.7.29			
≤ 10 ± 0.1	CHK				
$< 10 \sim \leq 20$ ± 0.2	APVD				
$< 20 \sim \leq 50$ ± 0.5		TITLE M12 Straight pin plastic assembly plug welded cable PG9 cable outlet hole (screw crimped housing)			
Angle $\pm 1^{\circ}$					
 THIRD ANGLE	UNIT	MM	REV	A	PART NO
	SIZE	A4	SHEET	1 OF 1	DRAWING NO
					M12XXXMPSFWSC608002