




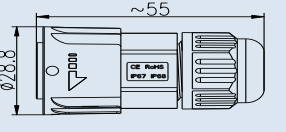
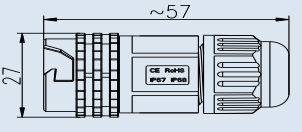
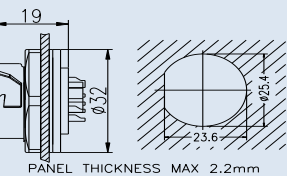
LARGE SERIES

CHOGORI

Large Series Specifications

Large Series, Metal System Push Lock Type

Description	Field Installable, 180° Male connector with female pin	Field Installable, 180° Female connector with male pin	Front Panel Mount with Male Pin
Figure			

Drawing			
---------	---	--	---

Part-No.	Male Connector (Female Pin)			Female Connector (Male Pin)			Front Panel Mount (Male Pin)	
	Contacts	Cable Range(mm)	Part Number	Contacts	Cable Range(mm)	Part Number	Contacts	Part Number
	2	4.5 - 6.5	24002231-81	2	4.5 - 6.5	24002331-81	2	24002535-81
		6.5 - 10.5	24002231-82		6.5 - 10.5	24002331-82		
	3(20A)	4.5 - 6.5	24003231-81	3(20A)	4.5 - 6.5	24003331-81	3(20A)	24003535-81
		6.5 - 10.5	24003231-82		6.5 - 10.5	24003331-82		
	3(50A)	4.5 - 6.5	24003231-83	3(50A)	4.5 - 6.5	24003331-83	3(50A)	24003535-82
		6.5 - 10.5	24003231-84		6.5 - 10.5	24003331-84		
	9	4.5 - 6.5	24009231-81	9	4.5 - 6.5	24009331-81	9	24009535-81
		6.5 - 10.5	24009231-82		6.5 - 10.5	24009331-82		
	18	4.5 - 6.5	24018231-81	18	4.5 - 6.5	24018331-81	18	24018535-81
		6.5 - 10.5	24018231-82		6.5 - 10.5	24018331-82		
	3+9(FM)	4.5 - 6.5	24309231-81	3+9(MF)	4.5 - 6.5	24309331-81	3+9(MF)	24309535-81
		6.5 - 10.5	24309231-82		6.5 - 10.5	24309331-82		
	3+11(FM)	4.5 - 6.5	24311231-81	3+11(MF)	4.5 - 6.5	24311331-81	3+11(MF)	24311535-81
		6.5 - 10.5	24311231-82		6.5 - 10.5	24311331-82		

Specifications							
Number of Contacts	2	3	3	9	18	3+9	3+11
Wire Gauge	4.0mm ² (12AWG)		8.4mm ² (8AWG)	0.75mm ² (18AWG)	0.3mm ² (22AWG)	2.5mm ² +0.2mm ² (12AWG+24AWG)	
Cable Range/Panel Thickness	3.5mm - 6.5mm, 6.5mm - 10.5mm					Max. 2.2mm	
Environmental Protection	IP67						
Mechanical Life	500 mating cycles						
Operating Temperature	- 45°C - 105°C						
Voltage Rating	300V	300V	300V	125V	125V	300V	300V
Rated Current (40°C)	20A	20A	50A	5A	5A	20A+5A	20A+5A

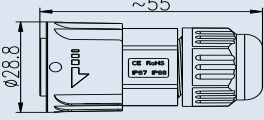
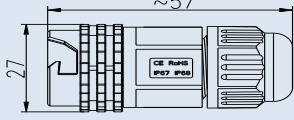
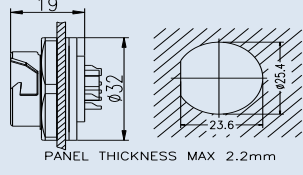
LARGE SERIES

CHOGORI

Large Series Specifications

Large Series, Metal System Push Lock Type

Description	Field Installable, 180° Male Connector with Male Pin	Field Installable, 180° Female Connector with Female Pin	Front Panel Mount with Female Pin
Figure			

Drawing			
---------	---	--	---

Part-No.	Male Connector			Female Connector			Front Panel Mount	
	Contacts	Cable Range(mm)	Part Number	Contacts	Cable Range(mm)	Part Number	Contacts	Part Number
	2	4.5 - 6.5	24002131-81	2	4.5 - 6.5	24002431-81	2	24002635-81
		6.5 - 10.5	24002131-82		6.5 - 10.5	24002431-82		
	3(20A)	4.5 - 6.5	24003131-81	3(20A)	4.5 - 6.5	24003431-81	3(20A)	24003635-81
		6.5 - 10.5	24003131-82		6.5 - 10.5	24003431-82		
	3(50A)	4.5 - 6.5	24003131-83	3(50A)	4.5 - 6.5	24003431-83	3(50A)	24003635-82
		6.5 - 10.5	24003131-84		6.5 - 10.5	24003431-84		
	9	4.5 - 6.5	24009131-81	9	4.5 - 6.5	24009431-81	9	24009635-81
		6.5 - 10.5	24009131-82		6.5 - 10.5	24009431-82		
	18	4.5 - 6.5	24018131-81	18	4.5 - 6.5	24018431-81	18	24018635-81
		6.5 - 10.5	24018131-82		6.5 - 10.5	24018431-82		
	3+9(MF)	4.5 - 6.5	24309131-81	3+9(FM)	4.5 - 6.5	24309431-81	3+9(FM)	24309635-81
		6.5 - 10.5	24309131-82		6.5 - 10.5	24309431-82		
	3+11(MF)	4.5 - 6.5	24311131-81	3+11(FM)	4.5 - 6.5	24311431-81	3+11(FM)	24311635-81
		6.5 - 10.5	24311131-82		6.5 - 10.5	24311431-82		

Specifications							
Number of Contacts	2	3	3	9	18	3+9	3+11
Wire Gauge	4.0mm ² (12AWG)		8.4mm ² (8AWG)	0.75mm ² (18AWG)	0.3mm ² (22AWG)	2.5mm ² +0.2mm ² (12AWG+24AWG)	
Cable Range/Panel Thickness	3.5mm - 6.5mm, 6.5mm - 10.5mm					Max. 2.2mm	
Environmental Protection	IP67						
Mechanical Life	500 mating cycles						
Operating Temperature	- 45°C - 105°C						
Voltage Rating	300V	300V	300V	125V	125V	300V	300V
Rated Current (40°C)	20A	20A	50A	5A	5A	20A+5A	20A+5A