

GF1AD THRU GF1MD

SURFACE MOUNT GENERAL RECTIFIER

Reverse Voltage - 50 to 1000 V

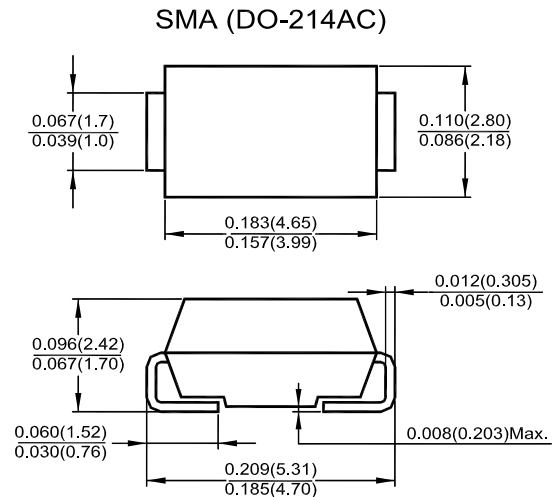
Forward Current - 1 A

Features

- The plastic package carries UL flammability classification 94V-0
- For surface mounted applications
- Low reverse leakage
- Built-in strain relief, ideal for automated placement
- High forward surge current capability

Mechanical Data

- **Case:** SMA (DO-214AC) Molded plastic body
- **Terminals:** Solder plated, solderable per MIL-STD-750, method 2026
- **Polarity:** Color band denotes cathode end
- **Mounting Position:** Any



Dimensions in inches and (millimeters)

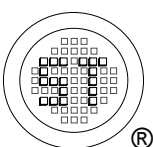
Maximum Ratings and Electrical Characteristics

Ratings at 25 °C ambient temperature unless otherwise specified. Single phase half-wave 60 Hz, resistive or inductive load, For capacitive load current derate by 20 %.

Parameter	Symbol	GF1AD	GF1BD	GF1DD	GF1GD	GF1JD	GF1KD	GF1MD	Unit
Maximum Repetitive Peak Reverse Voltage	V_{RRM}	50	100	200	400	600	800	1000	V
Maximum RMS Voltage	V_{RMS}	35	70	140	280	420	560	700	V
Maximum DC Blocking Voltage	V_{DC}	50	100	200	400	600	800	1000	V
Maximum Average Forward Rectified Current at $T_L=110\text{ }^\circ\text{C}$	$I_{F(AV)}$	1							A
Peak Forward Surge Current 8.3 ms Single Half Sine-Wave Superimposed on Rated Load (JEDEC Method)	I_{FSM}	30							A
Maximum Instantaneous Forward Voltage at 1 A	V_F	1.1							V
Maximum DC Reverse Current at Rated DC Blocking Voltage	I_R	5							μA
		50							
Typical Junction Capacitance ¹⁾	C_j	15							pF
Typical Thermal Resistance ²⁾	$R_{\theta JA}$	75							$^\circ\text{C/W}$
Operating Junction and Storage Temperature Range	T_j, T_{stg}	- 65 to + 175							$^\circ\text{C}$

¹⁾ Measured at 1 MHz and applied reverse voltage of 4 V.

²⁾ P.C.B mounted with 0.2 X 0.2" (5 X 5 mm) copper pad areas.



SEMTECH ELECTRONICS LTD.
Subsidiary of Sino-Tech International (BVI) Limited



GF1AD THRU GF1MD

AVERAGE FORWARD RECTIFIED CURRENT, AMPERES

FIG. 1- FORWARD CURRENT DERATING CURVE

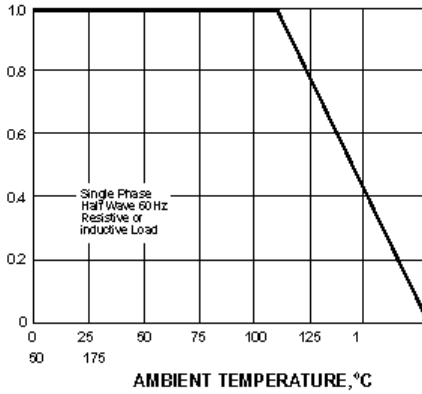


FIG. 2- MAXIMUM NON-REPETITIVE PEAK FORWARD SURGE CURRENT

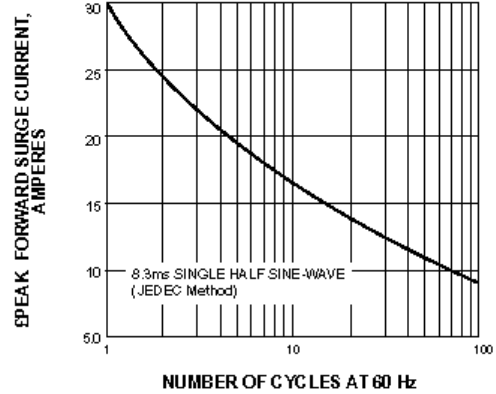


FIG. 3- TYPICAL INSTANTANEOUS FORWARD CHARACTERISTICS

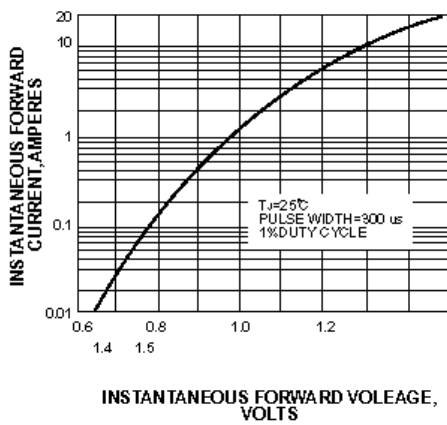


FIG. 4- TYPICAL REVERSE CHARACTERISTICS

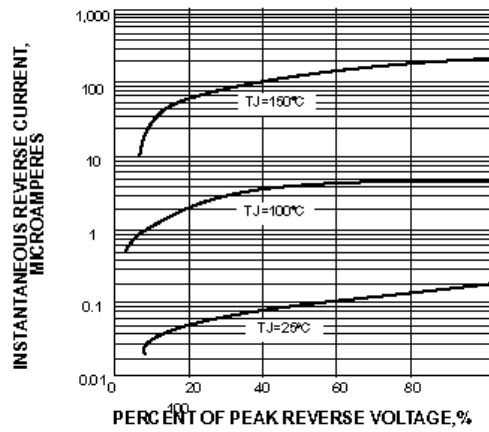


FIG. 5- TYPICAL JUNCTION CAPACITANCE

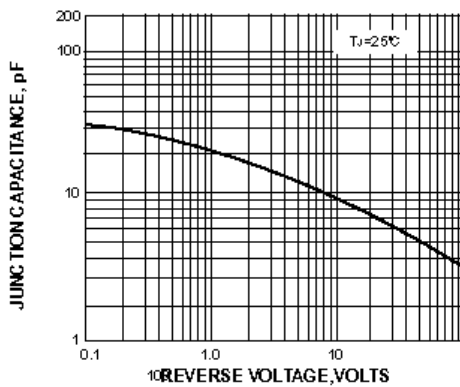
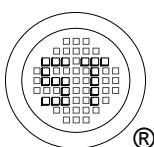
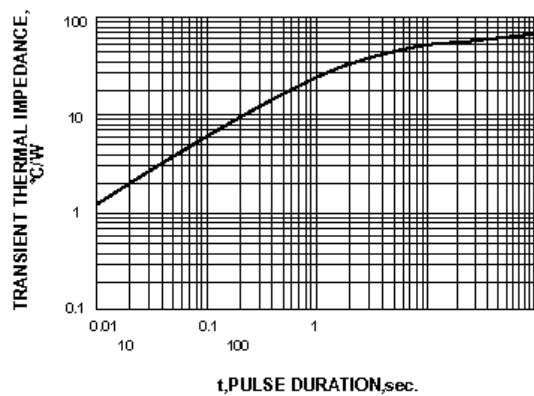


FIG. 6- TYPICAL TRANSIENT THERMAL IMPEDANCE



SEMTECH ELECTRONICS LTD.
Subsidiary of Sino-Tech International (BVI) Limited

