

# GS1AM THRU GS1MM

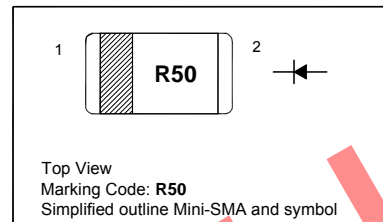
## Surface Mount General Purpose Silicon Rectifiers

Reverse Voltage - 50 to 1000 V

Forward Current - 1 A

### PINNING

PIN	DESCRIPTION
1	Cathode
2	Anode



### Maximum Ratings and Electrical characteristics

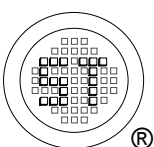
Ratings at 25°C ambient temperature unless otherwise specified.

Single phase half-wave 60 Hz, resistive or inductive load, for capacitive load current derate by 20 %.


Parameter	Symbols	GS1AM	GS1BM	GS1DM	GS1GM	GS1JM	GS1KM	GS1MM	Units
Maximum Repetitive Peak Reverse Voltage	$V_{RRM}$	50	100	200	400	600	800	1000	V
Maximum RMS voltage	$V_{RMS}$	35	70	140	280	420	560	700	V
Maximum DC Blocking Voltage	$V_{DC}$	50	100	200	400	600	800	1000	V
Maximum Average Forward Rectified Current at $T_a = 65^\circ\text{C}$	$I_{F(AV)}$	1							A
Peak Forward Surge Current 8.3 ms Single Half Sine Wave Superimposed on Rated Load (JEDEC Method)	$I_{FSM}$	50							A
Maximum Instantaneous Forward Voltage at 1 A	$V_F$	1.1							V
Maximum DC Reverse Current at Rated DC Blocking Voltage	$I_R$	10 50							$\mu\text{A}$
Typical Junction Capacitance <sup>1)</sup>	$C_j$	4							pF
Typical Thermal Resistance <sup>2)</sup>	$R_{\theta JA}$	180							$^\circ\text{C}/\text{W}$
Operating and Storage Temperature Range	$T_j, T_{stg}$	- 55 to + 150							$^\circ\text{C}$

<sup>1)</sup> Measured at 1 MHz and applied reverse voltage of 4 V D.C

<sup>2)</sup> Thermal resistance from junction to ambient at 0.375" (9.5 mm) lead length, P.C.B. mounted

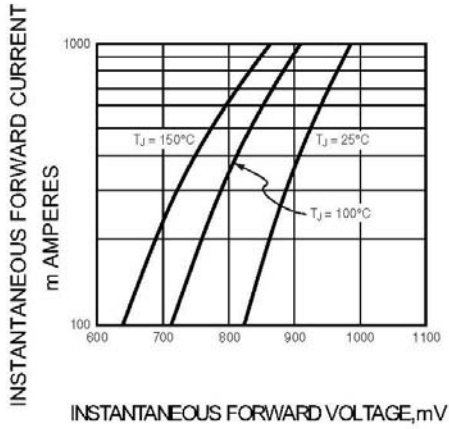


**SEMTECH ELECTRONICS LTD.**  
Subsidiary of Sino-Tech International (BVI) Limited

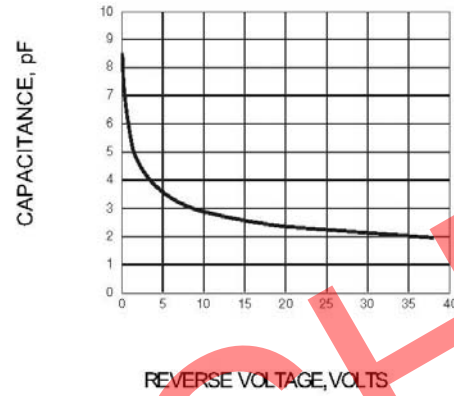


# GS1AM THRU GS1MM

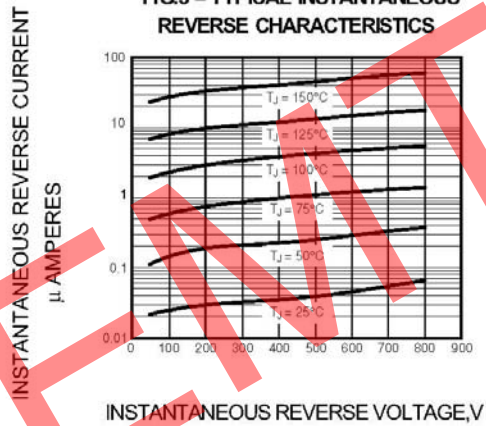
**FIG.1 – TYPICAL FORWARD CHARACTERISTIC**



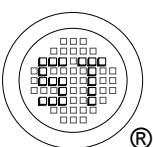
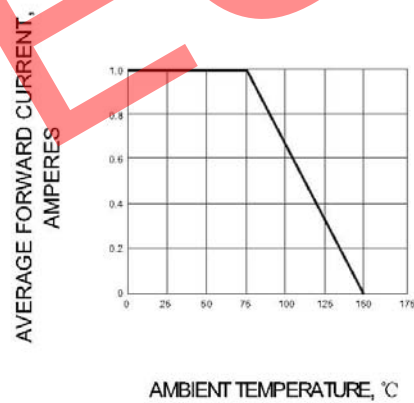
**FIG.2 – TYPICAL JUNCTION CAPACITANCE**



**FIG.3 – TYPICAL INSTANTANEOUS REVERSE CHARACTERISTICS**



**FIG.4 – FORWARD DERATING CURVE**



**SEMTECH ELECTRONICS LTD.**  
 Subsidiary of Sino-Tech International (BVI) Limited

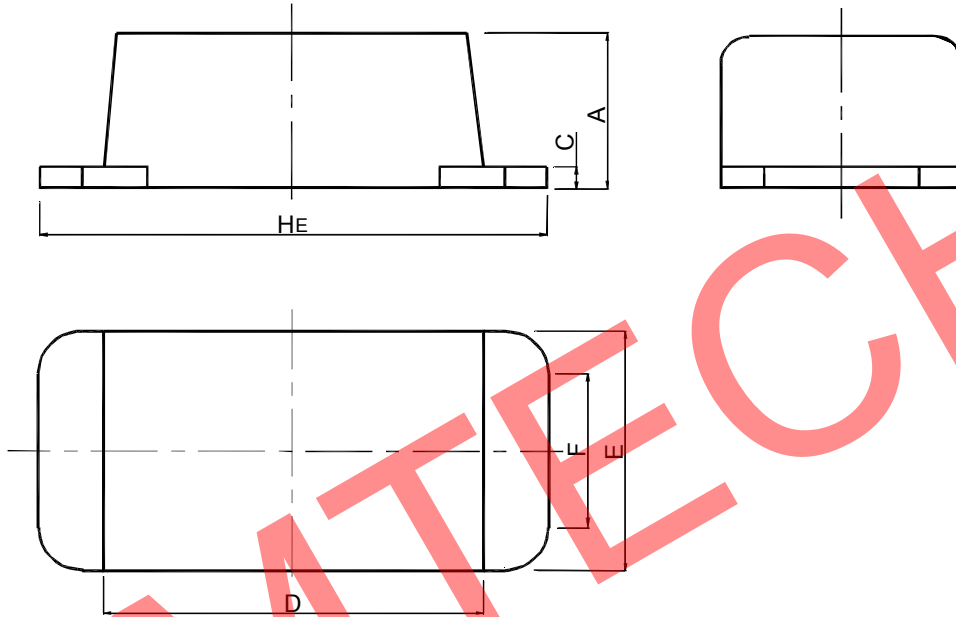


# GS1AM THRU GS1MM

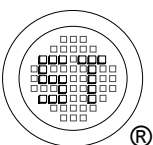
## PACKAGE OUTLINE

Plastic surface mounted package; 2 leads

Mini-SMA



UNIT	A	C	D	E	F	H <sub>E</sub>
mm	1.08	0.2	2.9	1.9	1.53	3.9
	0.88	0.1	2.6	1.7	1.43	3.5



**SEMTECH ELECTRONICS LTD.**  
Subsidiary of Sino-Tech International (BVI) Limited



Dated: 28/02/2013 Rev: 03