

2W005M THRU 2W10M

Single-phase Silicon Bridge Rectifiers

Reverse Voltage – 50 to 1000 V

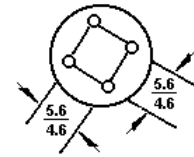
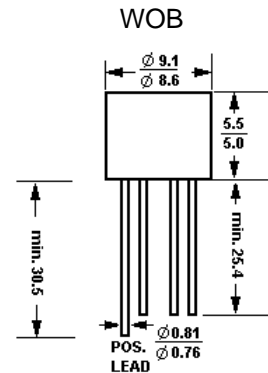
Forward Current – 2 A

Features

- Ideal for printed circuit board
- Reliable low cost construction technique results in inexpensive product
- High temperature soldering guaranteed: 250 °C/10 seconds / 0.375" (9.5 mm) lead length at 5 lbs (2.3kg) tension.

Mechanical Data

- **Case:** Molded plastic
- **Lead:** Solder plated
- **Polarity:** As marked



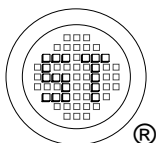
Dimensions in mm

Absolute Maximum Ratings and Characteristics

Rating at 25 °C ambient temperature unless otherwise specified. Single-phase, half wave, 60 Hz, resistive or inductive load. For capacitive load, derate current by 20%.

Parameter	Symbols	2W005M	2W01M	2W02M	2W04M	2W06M	2W08M	2W10M	Units
Maximum Recurrent Peak Reverse Voltage	V_{RRM}	50	100	200	400	600	800	1000	V
Maximum RMS Voltage	V_{RMS}	35	70	140	280	420	560	700	V
Maximum DC Blocking Voltage	V_{DC}	50	100	200	400	600	800	1000	V
Maximum Average Forward Rectified Current at $T_A = 50\text{ }^\circ\text{C}$	$I_{F(AV)}$	2							A
Peak Forward Surge Current 8.3 ms Single half sine-wave Superimposed on Rated Load (JEDEC method)	I_{FSM}	50							A
Maximum Instantaneous Forward Voltage 2A	V_F	1.1							V
Maximum DC Reverse Current $T_A = 25\text{ }^\circ\text{C}$ at Rated DC Blocking Voltage $T_A = 100\text{ }^\circ\text{C}$	I_R	10 500							μA
Typical Thermal Resistance ¹⁾	$R_{\theta JA}$ $R_{\theta JL}$	40 15							$^\circ\text{C/W}$ $^\circ\text{C/W}$
Operating temperature Range	T_j	- 55 to + 125							$^\circ\text{C}$
Storage Temperature Range	T_{stg}	- 55 to + 150							$^\circ\text{C}$

¹⁾ Thermal resistance from junction to ambient and from junction to lead at 0.375" (9.5 mm) lead length for P.C.B. mounting.



SEMTECH ELECTRONICS LTD.

(Subsidiary of Sino-Tech International Holdings Limited, a company listed on the Hong Kong Stock Exchange, Stock Code: 724)



2W005M THRU 2W10M

FIG. 1-MAXIMUM NON-REPETITIVE FORWARD SURGE CURRENT PER BRIDGE ELEMENT

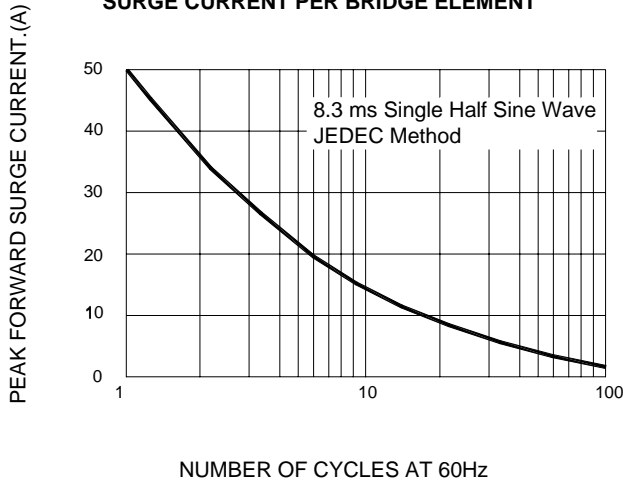


FIG. 2-MAXIMUM CURRENT DERATING CURVE OUTPUT RECTIFIED CURRENT

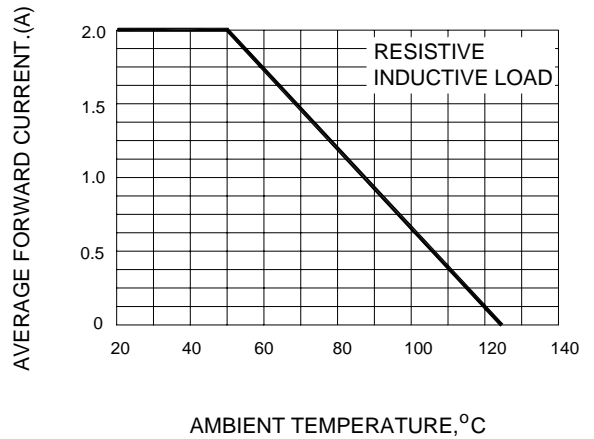


FIG. 3-TYPICAL INSTANTANEOUS FORWARD CHARACTERISTICS PER BRIDGE ELEMENT

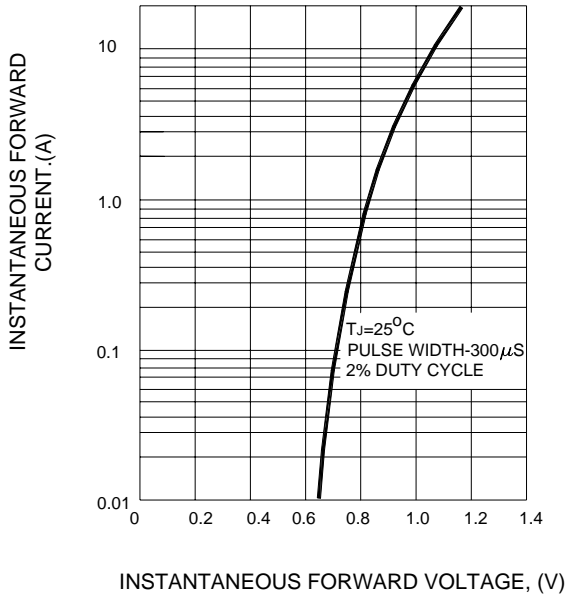
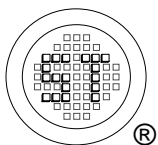
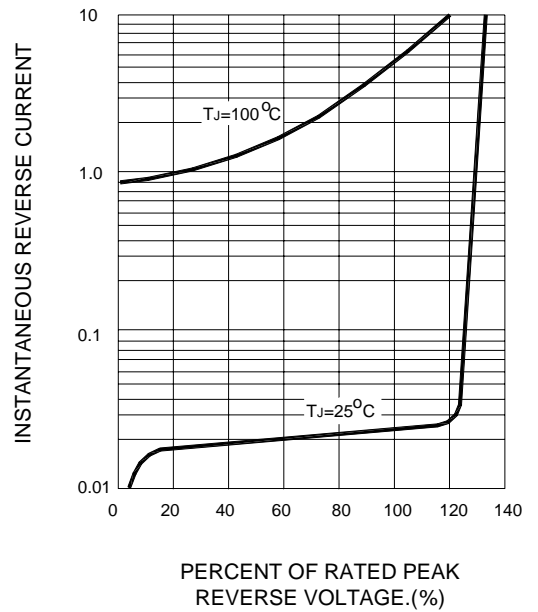


FIG. 4-TYPICAL REVERSE CHARACTERISTICS PER BRIDGE ELEMENT



SEMTECH ELECTRONICS LTD.

(Subsidiary of Sino-Tech International Holdings Limited, a company listed on the Hong Kong Stock Exchange, Stock Code: 724)

