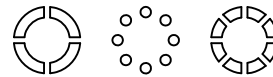
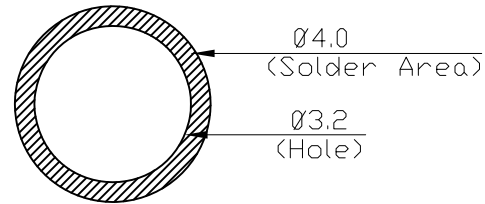

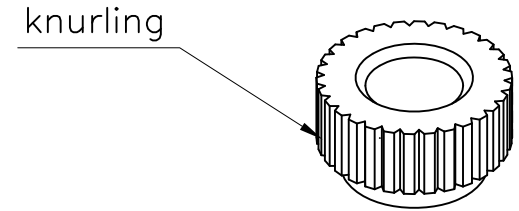
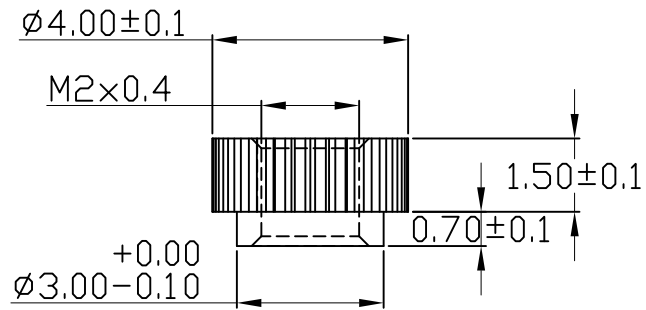


NOTES :


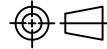
- 1 . Material : C3604
- 2 . The tolerance is  $\pm 0.1$  mm
- 3 . Dimension : 1.5(H)X4.0( $\phi$ )XM2.0
- 4 . Plated : Sn Plated



Stencil Masking Examples

PROPRIETARY NOTE:

This document contains confidential information and proprietary to Rego Electronics and shall not be reproduced or disclosed to other documents or used for any purpose other than that for which was obtained without the expressed written consent of Rego Electronics.

.X $\pm 0.30$	APPROVED: Chris	
.XX $\pm 0.20$	CHECKED: Andy	
.XXX $\pm 0.15$	DRAWN: Vic	
X* $\pm 3^*$	TITLE: Stand Off $\phi 4.00 \times 2.20$ mm (H:1.5) Kurling	
	UNITS: mm	SCALE: NONE
SHEET: 1 OF 2		PART NO: SO-M20H15D400K

A	05.11.2019
REV	DATE

A

B

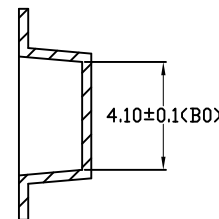
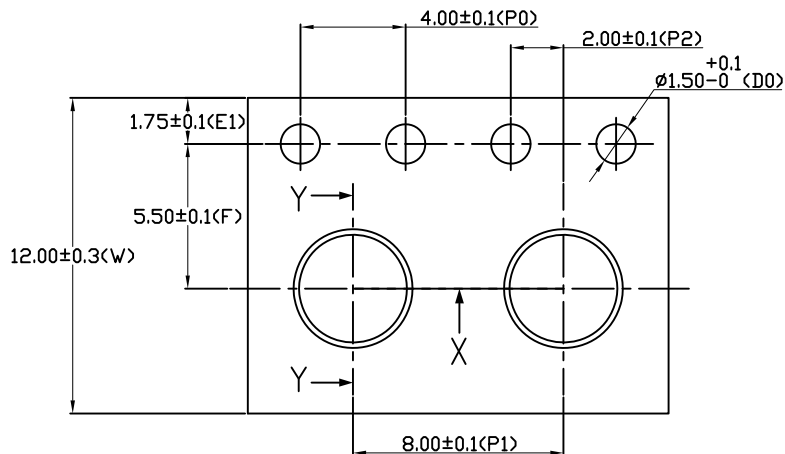
C

D

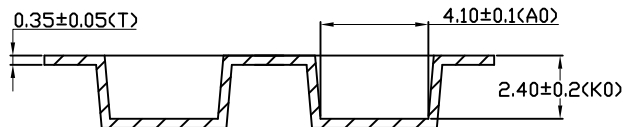
E

F

1. 10 sprocket hole pitch cumulative tolerance  $\pm 0.20\text{mm}$ .
2. Carrier camber not to exceed 1mm in 250mm.
3.  $A_0$  and  $B_0$  measured on a plane 0.3mm above the bottom of the pocket.
4.  $K_0$  measured from a plane on the inside bottom of the pocket to the top surface of the carrier.
5. All dimensions meet EIA-481-B requirements.
6. Material: Black Conductive Polystyrene.
7. Packing length per 22" reel : 67 Meters.(1:3)
8. Component load per 13" reel : 2700 pcs.


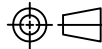


SECTION Y-Y



SECTION X-X

A	05.04.2012
REV	DATE

<b>PROPRIETARY NOTE:</b> This document contains confidential information and proprietary to Rego Electronics and shall not be reproduced or disclosed to other documents or used for any purpose other than that for which was obtained without the expressed written consent of Rego Electronics.			
.X ± 0.30	APPROVED: Chris	 <a href="http://www.rego.com.tw">http://www.rego.com.tw</a>	
.XX ± 0.20	CHECKED: Andy		
.XXX ± 0.15	DRAWN: Vic		
X* ± 3'		TITLE: Stand Off Ø4.00 x 2.20mm (H:1.5) Kurling	
 UNITS: mm SCALE: NONE		PART NO: SO-M20H15D400K	
		SHEET: 2 OF 2	