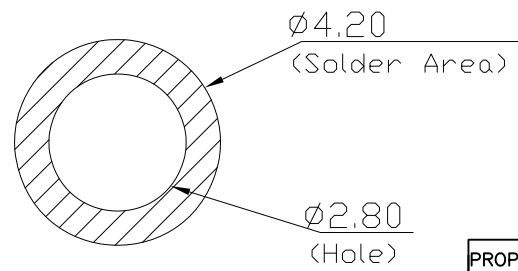
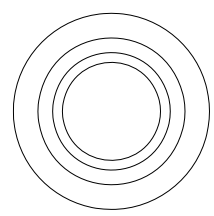
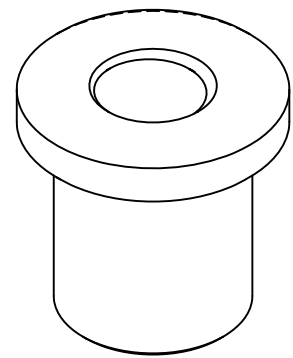
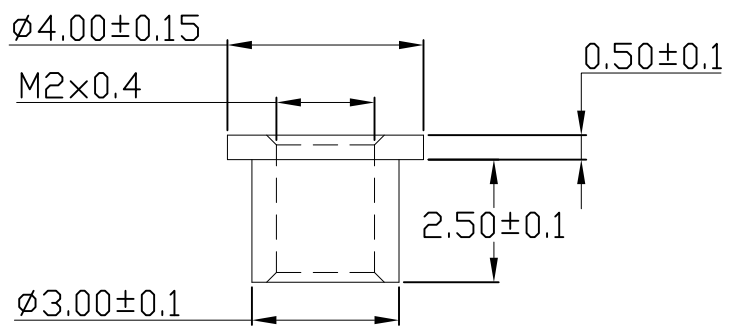

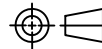


1 2 3 4 5 6 7 8 9 10

A
B
C
D
E
F

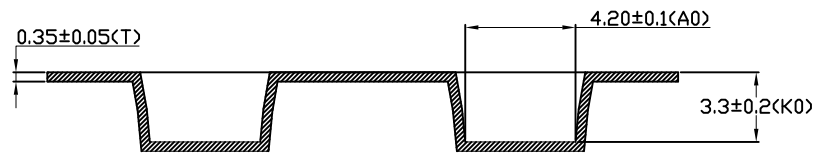
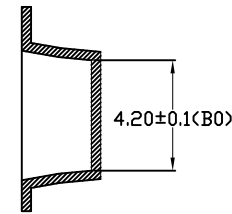
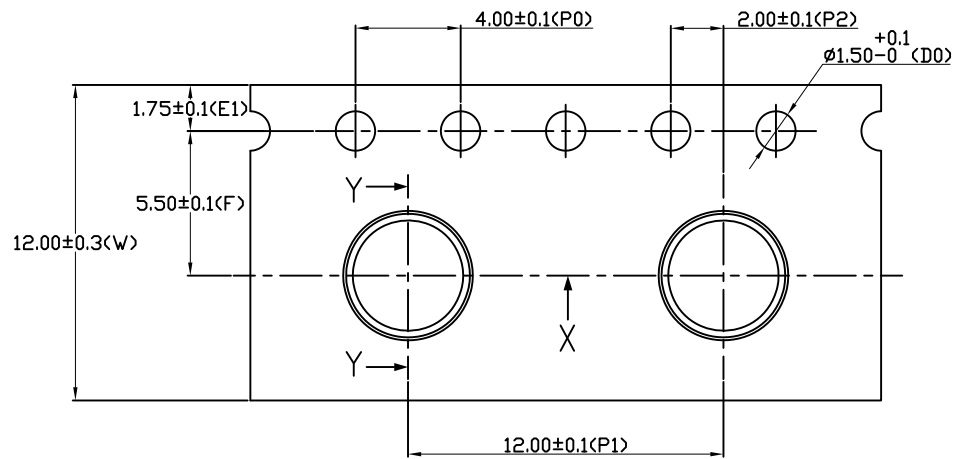
NOTE :
 1.Material: Brass
 2.Plate : Sn
 3.The surface should be clean
 4.Dimension : 3.0(H)-3.0(Ø)-M2.0
 5.Max. current rating - 10A



PROPRIETARY NOTE: This document contains confidential information and proprietary to Rego Electronics and shall not be reproduced or disclosed to other documents or used for any purpose other than that for which was obtained without the expressed written consent of Rego Electronics.			
.X ± 0.30	APPROVED: Chris	 http://www.rego.com.tw	
.XX ± 0.20	CHECKED: Andy		
.XXX ± 0.15	DRAWN: Vic		
X* ± 3*		TITLE: Stand Off Ø4.00 x 3.00mm (H:3.0)	
	UNITS: mm	SCALE: NONE	PART NO: SO-M20H30D400
			SHEET: 1 OF 2

A	05.11.2019
REV	DATE



1 2 3 4 5 6 7 8 9 10



SECTION X-X

1. 10 sprocket hole pitch cumulative tolerance ± 0.20 mm.
2. Carrier camber not to exceed 1mm in 250mm.
3. A_0 and B_0 measured on a plane 0.3mm above the bottom of the pocket.
4. K_0 measured from a plane on the inside bottom of the pocket to the top surface of the carrier.
5. All dimensions meet EIA-481-B requirements.
6. Material: Black Conductive Polystyrene.
7. Packing length per 22" reel : 45 Meters.(1:3)
8. Component load per 13" reel : 1200 pcs.

A	05.11.2019
REV	DATE

PROPRIETARY NOTE: This document contains confidential information and proprietary to Rego Electronics and shall not be reproduced or disclosed to other documents or used for any purpose other than that for which was obtained without the expressed written consent of Rego Electronics.			
.X ± 0.30	APPROVED:	Chris	 http://www.rego.com.tw
.XX ± 0.20	CHECKED:	Andy	
.XXX ± 0.15	DRAWN:	Vic	
X* $\pm 3'$	UNITS:	SCALE:	TITLE: Stand Off $\varnothing 4.00 \times 3.00$ mm (H:3.0)
	mm	NONE	PART NO: SO-M20H30D400
		SHEET: 2	OF 2