

1 2 3 4 5 6 7 8 9 10

A

B

C

D

E

F

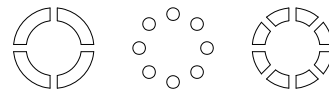
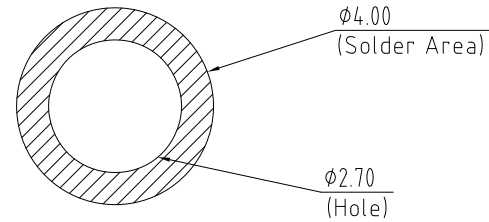
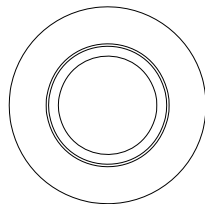

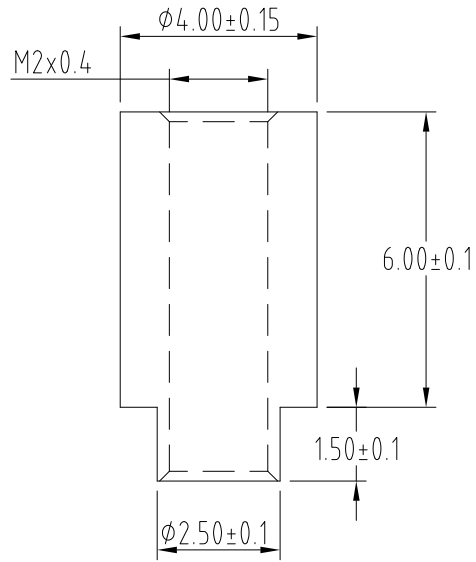
NOTE :

1.Material: Brass

2.Plate : Tin

3.The surface should be clean



4.Dimension : 6.00(H)-4.0(φ)-M2.0



Stencil Masking Examples

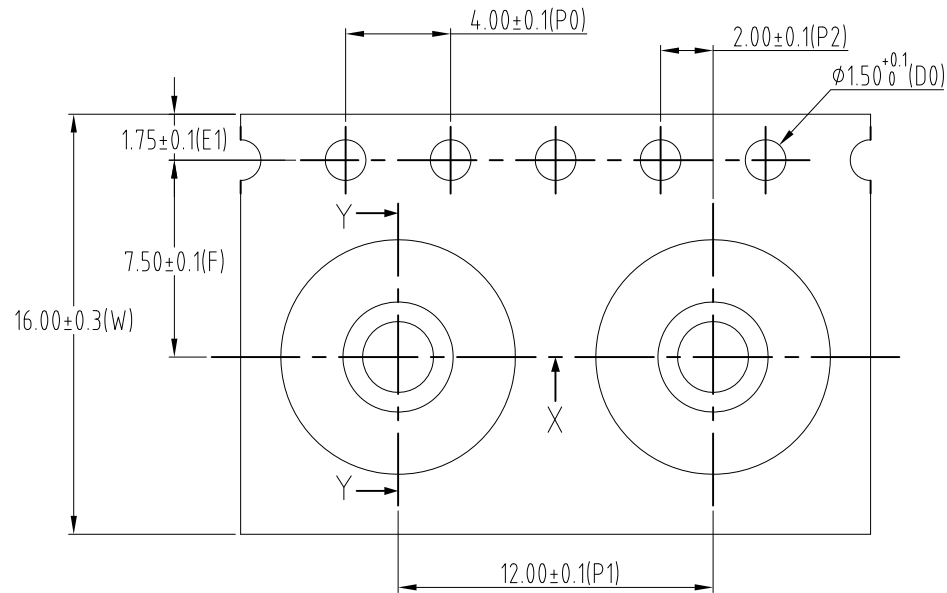
PROPRIETARY NOTE:

This document contains confidential information and proprietary to Rego Electronics and shall not be reproduced or disclosed to other documents or used for any purpose other than that for which was obtained without the expressed written consent of Rego Electronics.

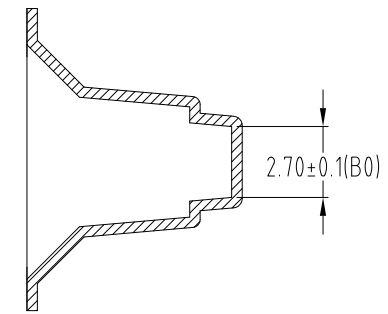
.X ± 0.30	APPROVED: Chris	 <a href="http://www.rego.com.tw">http://www.rego.com.tw</a>
.XX ± 0.20	CHECKED: Andy	
.XXX ± 0.15	DRAWN: Vic	
X° ± 3'		
	UNITS: mm	SCALE: NONE
PART NO: SO-M20H60D400		SHEET: 1 OF 2

A	05.11.2019
REV	DATE

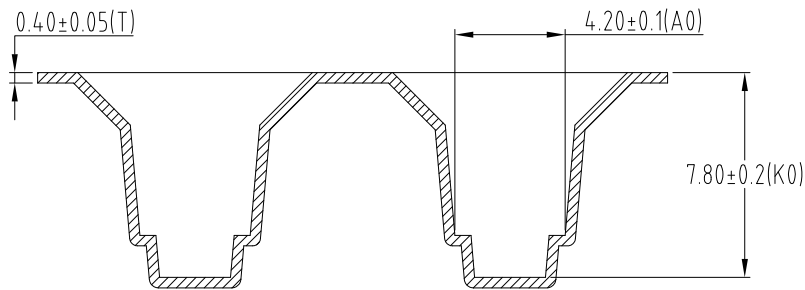
1 2 3 4 5 6 7 8 9 10



1. 10 sprocket hole pitch cumulative tolerance  $\pm 0.20\text{mm}$ .
2. Carrier camber not to exceed 1mm in 250mm
3.  $A_o$  and  $B_o$  measured on a plane the bottom of the pocket.
4.  $K_o$  measured from a plane on the inside bottom of the pocket to the top surface of the carrier.
5. All dimensions meet EIA-481-C requirements.
6. Material:  Clear Non Anti-Static Polystyrene.  
 Black Conductive Polystyrene.
7. Packing length per 22" reel : 23.3 Meters.
8. Component load per 13" reel: 700 pcs.





SECTION Y-Y



SECTION X-X

PROPRIETARY NOTE:

This document contains confidential information and proprietary to Rego Electronics and shall not be reproduced or disclosed to other documents or used for any purpose other than that for which was obtained without the expressed written consent of Rego Electronics.

.X ± 0.30	APPROVED:	 <a href="http://www.rego.com.tw">http://www.rego.com.tw</a>
.XX ± 0.20	CHECKED:	
.XXX ± 0.15	DRAWN:	
X° ± 3'		
	UNITS:	SCALE:
	mm	NONE
TITLE: Stand Off $\phi 4.00 \times 7.50\text{mm}$ (H:6.0)		
PART NO: SO-M20H60D400		
SHEET: 2 OF 2		

0	11.10.2013
REV	DATE