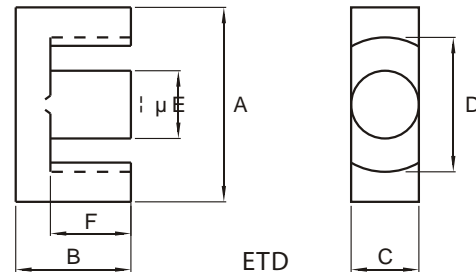
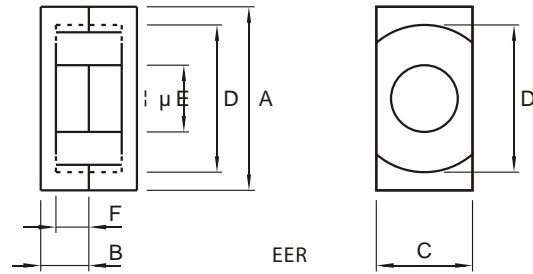



EER & ETD TYPE CORES



(MATERIALS):P1,P2,P3

Dimensions & Effective parameter

CORES TYPE	Dimensions(mm)						Effective parameter					
	A	B	C	D(min)	E	F	C1(mm ³)	Ae(mm ²)	Le(mm)	Ve(mm)	Al ±25% (nH/N)	Weight(g)
EER7.5	7.50±0.15	2.50±0.05	4.5±0.1	6.22	2.65±0.15	1.75±0.05	2.28	5.85	13.3	73.3	680 (P3)	0.75
EER9.5	9.35±0.15	2.45±0.05	4.9±0.1	7.5+0.25	3.40±0.1	1.68±0.08	1.67	8.47	14.2	120	610min (p2)	0.96
EER11/5	10.8±0.25	2.45±0.1	5.9±0.2	8.70	4.40±0.15	1.60±0.15	1.23	11.9	14.7	174	960 (p2)	1.0
EER14.5/6	14.5±0.2	2.95±0.05	6.7±0.1	11.8±0.2	4.70±0.1	1.65±0.1	1.08	17.6	19	333	1600 (p3)	2.0
EER22	22.0±0.4	14.7±0.3	6.65±0.15	15.5	6.65±0.15	10.7±0.3	1.665	37.5	62.4	2340	1450 (p2)	15.0
EER28	28.0±1.1	14.0±0.25	11.4±0.25	21.2	9.9±0.25	9.65±0.25	0.784	82.1	64.0	5257	2990 (p2)	28.0
EER28L	28.0±1.1	16.9±0.25	11.4±0.25	21.2	9.9±0.25	12.25±0.55	0.924	85	78.3	6640	2660 (p2)	33.0
EER35	35.0±0.7	20.7±0.25	11.3±0.25	25.6	11.3±0.25	14.7±0.30	0.820	113	92.2	10400	2800 (p2)	52.0
EER39	39.3±0.5	22.7	12.8±0.3	28.6	12.8±0.2	17.0±0.3	0.792	130	103	13380	3500 (p2)	62.5
EER40	40.0±0.6	22.4±0.4	13.3±0.2	29.0	13.3±0.3	15.4±0.2	0.656	149	98.0	14587	3890 (p2)	78.0
EER42	42.0±0.8	22.0±0.5	15.2±0.2	30.5	15.2±0.2	15.4±0.3	0.547	183	96.3	17622	4500 (p3)	102.0
EER49	49.0±0.8	19.0±0.3	17.2±0.4	36.4	17.2±0.25	12.4±0.2	0.395	231	91.3	21100	6250 (p3)	110.0
EER53	53.2±0.8	23.2±0.5	21.5±0.3	38.7	20.0±0.2	32.6±0.5	0.338	319.5	105.9	33835	6200 (p3)	178.0