

# PRODUCT SPECIFICATION

**Model No.: FYL-5463PGD1E**

Descriptions:
<ul style="list-style-type: none"> <li>■ Dice material: InGaN.</li> <li>■ Emitting Color: Super Bright Pure Green.</li> <li>■ Device Outline: <math>\Phi 5 \times 4</math> mm ellipse type.</li> <li>■ Lens Type: Green Diffused.</li> </ul>



CUSTOMER APPROVED SIGNATURES	APPROVED BY	CHECKED BY	PREPARED BY

**NINGBO FORYARD OPTOELECTRONICS CO.,LTD.**

**Add:**No. 666 Jinghua Road, Hi-tech Park, Ningbo, Zhejiang, China

**Zip:**315103

**Tel:** 0086-574-87933652 87922206 87927870

**Fax:** 0086-574-87927917

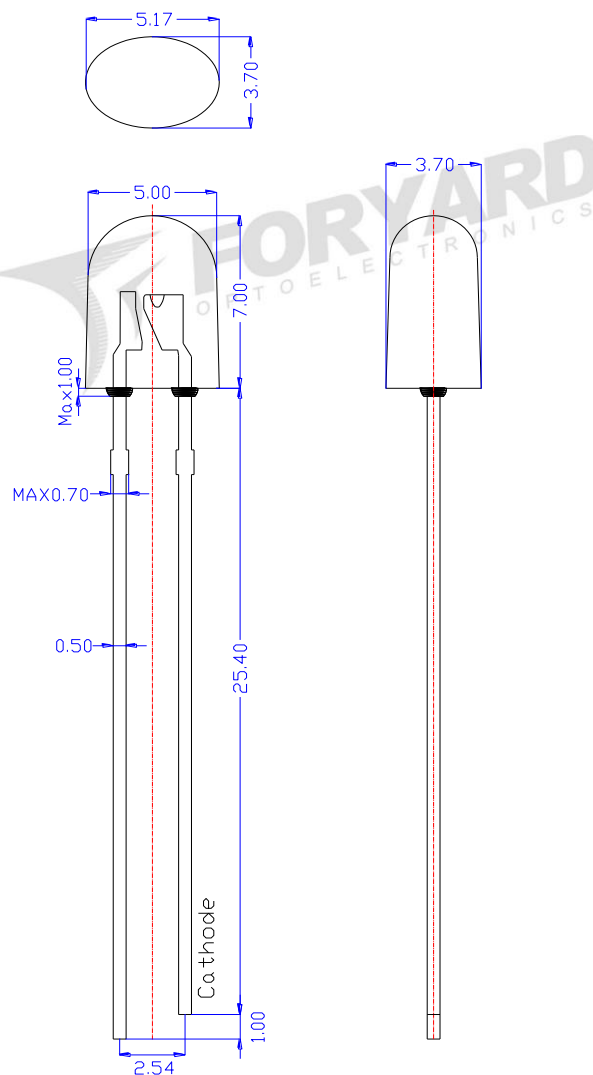
**E-mail:**Sales@foryard.com (General)

Model No.: FYL-5463PGD1E

### ■ Features

- 1.Low power consumption.
- 2.High efficiency.
- 3.General purpose leads.
- 4.High intensity.
- 5.RoHs compliant.

### ■ Package configuration



### Notes:

1. All dimensions are millimeters (inches)
2. Tolerance is  $\pm 0.25\text{mm}$  (.010") unless otherwise noted.
3. The specifications, characteristics and technical data described in the datasheet are subject to change without prior notice.
- 4.The drawing is different from the actual one, please refer to the sample.

Model No.: FYL-5463PGD1E

### ■ Absolute Maximum Ratings(Ta=25°C)

Parameter	MAX.	Unit
Power Dissipation	100	mW
Peak Forward Current (1/10 Duty Cycle, 0.1ms Pulse Width)	100	mA
Continuous Forward Current	30	mA
Derating Linear From 50°C	0.4	mA/°C
Reverse Voltage	5	V
Operating Temperature Range	-40°C to +85°C	
Storage Temperature Range	-40°C to +100°C	
Lead Soldering Temperature[4mm(.157") From Body]	260°C for 5 Seconds	

### ■ Typical Electrical & Optical Characteristics(Ta=25°C)

Parameter	Symbol	Min.	Typ.	Max.	Unit	Test Condition	
Luminous Intensity	$I_V$	2300	3800	6000	mcd	IF=20mA	
Viewing Angle	$2\theta_{1/2}$	X	---	60	---		Deg
		Y	---	30	---		
Peak Emission Wavelength	$\lambda_p$	---	520	--	nm		
Dominant Wavelength	$\lambda_d$	516	520	524	nm		
Spectral Line Half-Width	$\Delta\lambda$	---	36	--	nm		
Forward Voltage	$V_F$	2.6	3	3.4	V		
Reverse Current	$I_R$	---	---	10	$\mu A$	VR=5V	

Note:

- 1.Luminous Intensity is based on the Foryard standards.
- 2.Pay attention about static for InGaN

#### ■ Luminous Intensity Guide (Unit: mcd) @IF=20mA

Code	N19	N20	N21	N22
Luminous Intensity(mcd)	2300~3000	3000~3800	3800~4750	4750~6000

Tolerance of measurement of luminous intensity is  $\pm 15\%$

#### ■ Dominate Wavelength Guide (Unit: nm) @IF=20mA

Code	G11	G12	G13	G14
Dominate Wavelength(nm)	516~518	518~520	520~522	522~524

Tolerance for each Dominate Wavelength bin is  $\pm 1nm$

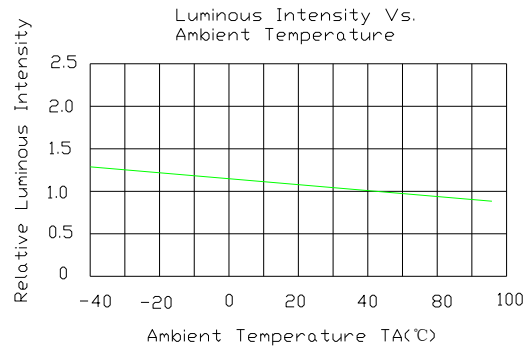
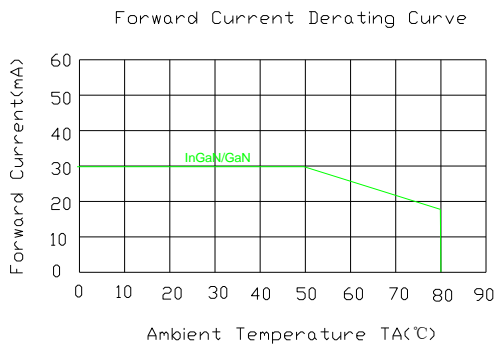
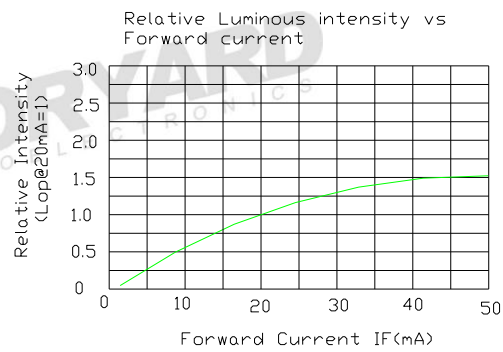
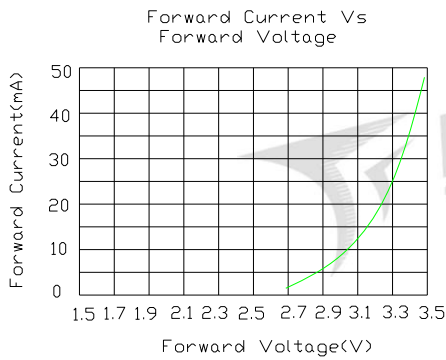
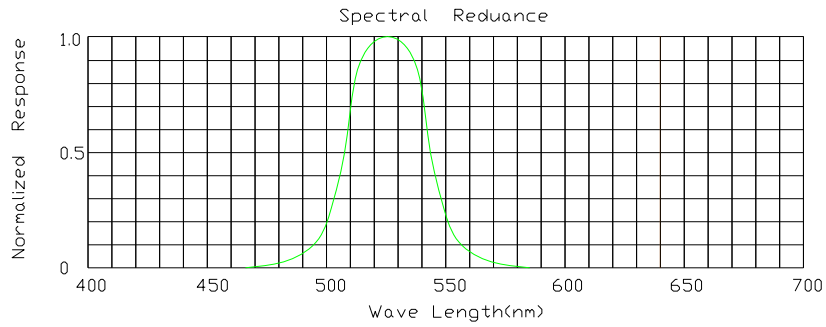
#### ■ Forward Voltage Guide (Unit: V) @IF=20mA

Code	V6	V7	V8	V9
Forward Voltage(V)	2.6~2.8	2.8~3.0	3.0~3.2	3.2~3.4

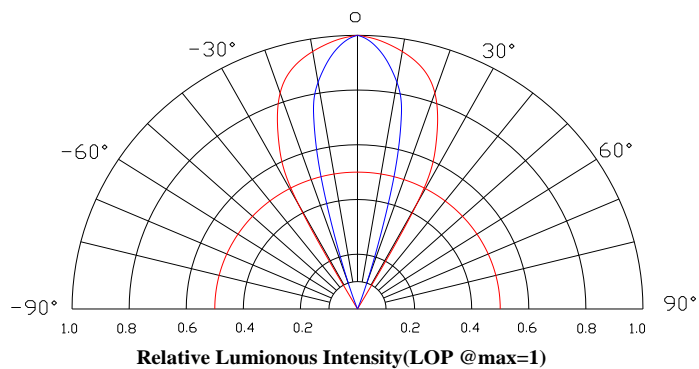
Tolerance of measurement of forward voltage is  $\pm 0.1V$

**Model No.: FYL-5463PGD1E**

**Typical Eletrical/Optical Characteristics Curves(Ta=25°C Unless Otherwise Noted)**



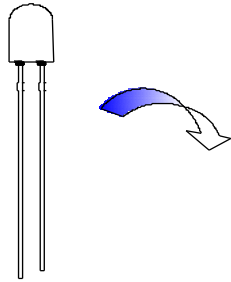
**Radiation pattern**



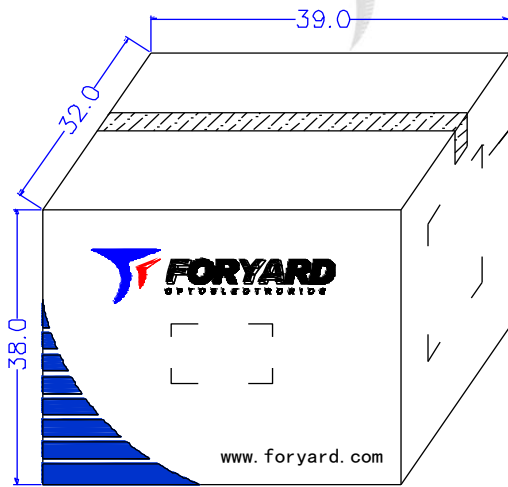
Model No.	FYL-5463PGD1E
Date / Rev.	2020.04.25 / A

**Model No.: FYL-5463PGD1E**

**■ LAMP PACKING.**

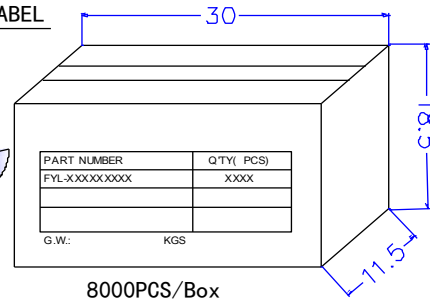


5\*4mm 1000PCS/Polybag

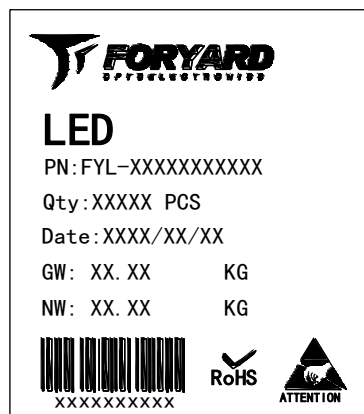


48000PCS/Carton

OUTSIDE LABEL



8000PCS/Box



OUTSIDE LABEL

Note: The specifications are subject to change without notice. Please contact us for updated information.