

PRODUCT SPECIFICATION

Model No.: FYLF-1140UR1C

| Descriptions: | |
|---------------------------------------------------------------------------------------------------------------------------------------------------------------------------------------------------------------------------------------------------------------------|-------------------------------------------------------------------------------------|
| <ul style="list-style-type: none"> ■ Flux LED Type. ■ Size (mm):7.62*7.62*2.50. ■ Emitting Color: Super Bright Red. ■ Lens Type: Water clear. ■ Pb-free Reflow soldering application. ■ RoHS Compliant. |  |

| Applications: |
|-------------------------------------------------------------------------------------------------------------------------------------------------------------|
| <ul style="list-style-type: none"> ■ Indicators. ■ Automotive application. ■ Decorative lighting. ■ Illuminations |



| CUSTOMER APPROVED SIGNATURES | APPROVED BY | CHECKED BY | PREPARED BY |
|------------------------------|-------------|------------|-------------|
| | | | |

NINGBO FORYARD OPTOELECTRONICS CO.,LTD.

Add:No. 666 Jinghua Road, Hi-tech Park, Ningbo, Zhejiang, China

Zip:315103

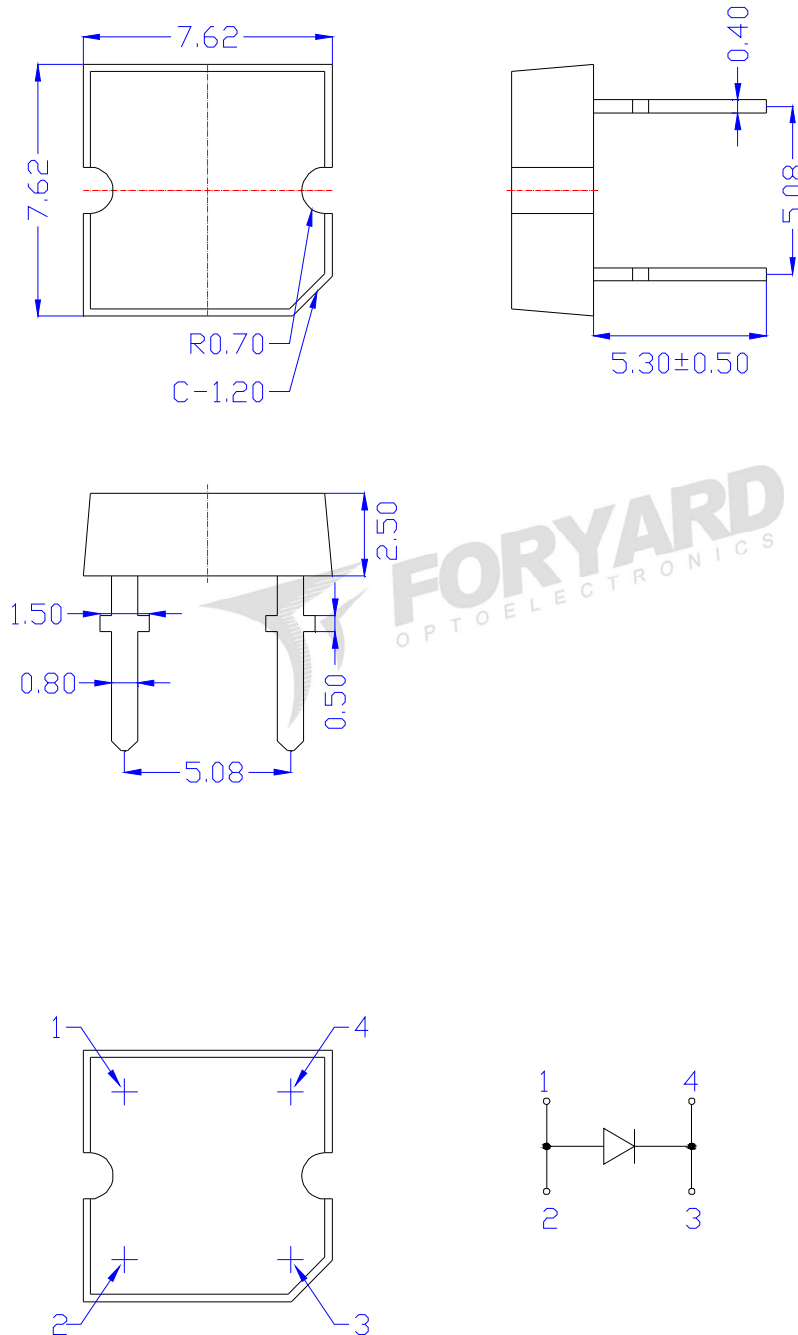
Tel: 0086-574-87933652 87922206 87927870

Fax: 0086-574-87927917

E-mail:Sales@foryard.com (General)

Model No.: FYLF-1140UR1C

Mechanical Dimensions



Notes:

1. All dimensions are millimeters (inches)
2. Tolerance is $\pm 0.25\text{mm}$ (.010") unless otherwise noted.
3. The specifications, characteristics and technical data described in the datasheet are subject to change without prior notice.
4. The drawing is different from the actual one, please refer to the sample.

Model No.: FYLF-1140UR1C

■ Absolute Maximum Ratings(Ta=25°C)

| Parameter | Symbol | MAX. | Unit |
|-----------------------------|--------|-----------------------------|------|
| Forward Current(DC) | IF | 30 | mA |
| Peak Forward Current * | IFP | 100 | mA |
| Power Dissipation | PD | 130 | mW |
| Reverse Voltage | VR | 5 | V |
| Operating Temperature Range | Topr | -30°C to +85°C | |
| Storage Temperature Range | Tstg | -30°C to +100°C | |
| Soldering Temperature | Tsol | Reflow Soldering:260°C/3sec | |

*Pulse width \leq 1msec duty \leq 1/10

■ Typical Electrical & Optical Characteristics(Ta=25°C)

| Parameter | Symbol | Min. | Typ. | Max. | Unit | Test Condition |
|--------------------------|-----------------|------|------|------|---------|----------------|
| Luminous Intensity | I_V | 210 | 350 | 580 | mcd | IF=20mA |
| Viewing Angle | $2\theta_{1/2}$ | --- | 110 | --- | Deg | |
| Peak Emission Wavelength | λ_p | --- | 630 | -- | nm | |
| Dominant Wavelength | λ_d | 620 | 625 | 630 | nm | |
| Spectral Line Half-Width | $\Delta\lambda$ | --- | 20 | -- | nm | |
| Forward Voltage | V_F | 1.60 | 2.00 | 2.40 | V | VR=5V |
| Reverse Current | I_R | --- | --- | 10 | μ A | |

■ Material

| Item | Reflector | Wire | Encapsulate | Chip |
|----------|-----------|------|-------------|---------|
| Material | Copper | Gold | Epoxy | AlGaInP |

Note:

- 1.Luminous Intensity is based on the Foryard standards.
- 2.Pay attention about static for InGaN

■ Luminous Intensity Guide (Unit: mcd) @IF=20mA

| Code | L12 | L13 | L14 |
|-------------------------|---------|---------|---------|
| Luminous Intensity(mcd) | 210~295 | 295~415 | 415~580 |

Tolerance of measurement of luminous intensity is \pm 15%

■ Dominate Wavelength Guide (Unit: nm) @IF=20mA

| Code | R2 | R3 |
|-------------------------|---------|---------|
| Dominate Wavelength(nm) | 620~625 | 625~630 |

Tolerance for each Dominate Wavelength bin is \pm 1nm

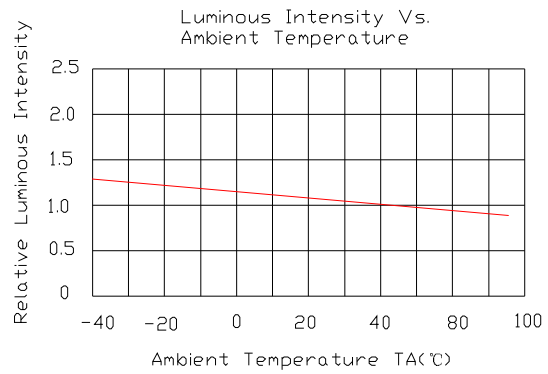
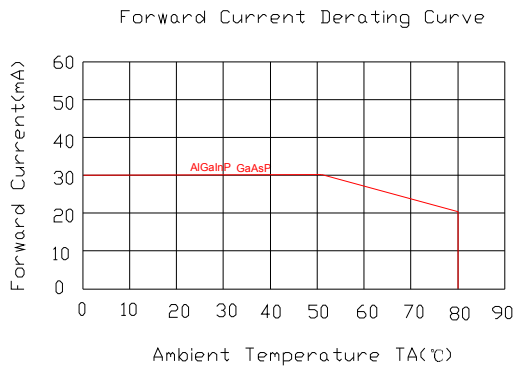
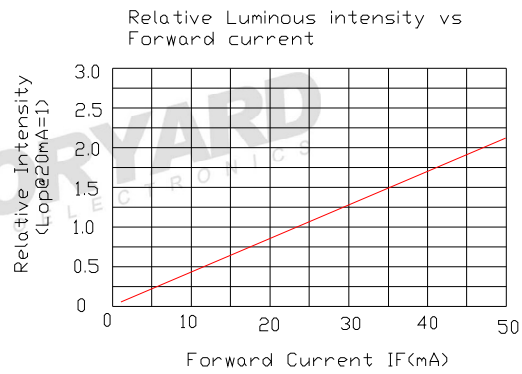
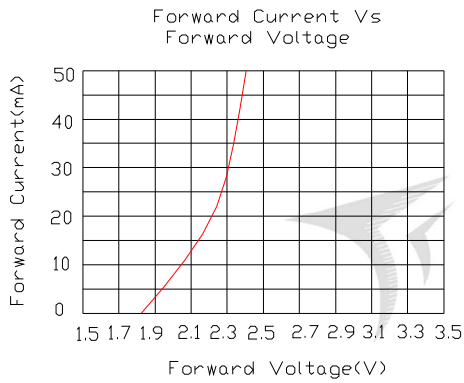
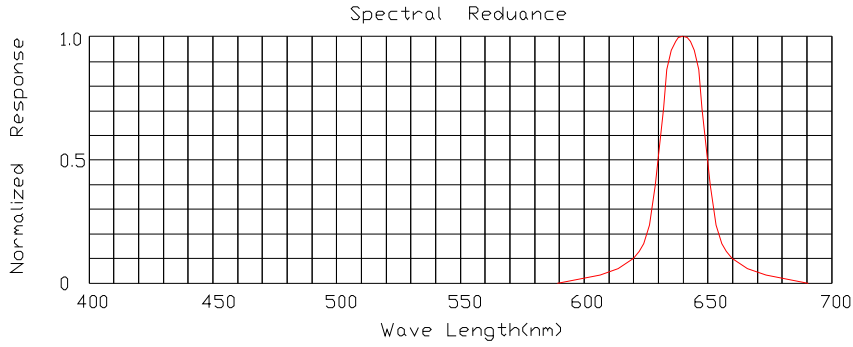
■ Forward Voltage Guide (Unit: V) @IF=20mA

| Code | V2 | V3 | V4 | V5 |
|--------------------|---------|---------|---------|---------|
| Forward Voltage(V) | 1.6~1.8 | 1.8~2.0 | 2.0~2.2 | 2.2~2.4 |

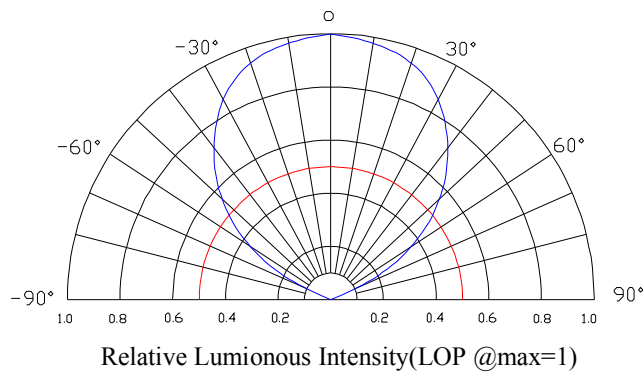
Tolerance of measurement of forward voltage is \pm 0.1V

Model No.: FYLF-1140UR1C

Typical Eletrical/Optical Characteristics Curves(Ta=25°C Unless Otherwise Noted)

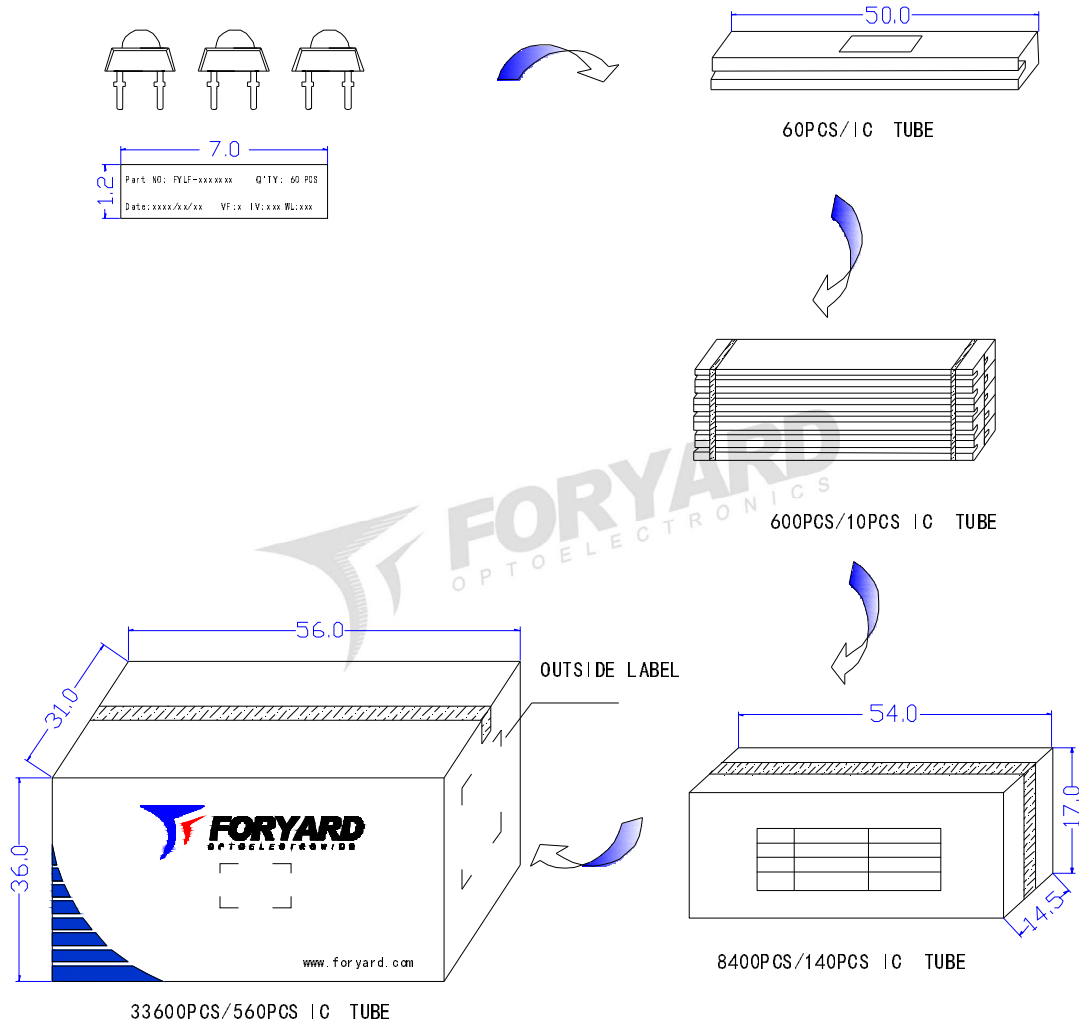


Radiation pattern



Model No.: FYLF-1140UR1C

LAMP PACKING.



OUTSIDE LABEL

Note: The specifications are subject to change without notice. Please contact us for updated information.