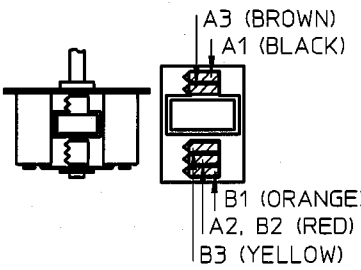
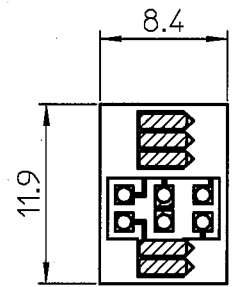


1 2 3 4 5 6 7



WIRE COLOR	MOTOR
BLACK	A1
BROWN	A3
ORANGE	B1
YELLOW	B3
RED	A2, B2

WIRE COLOR CODE



MARKING
NMB-MAT PM25L-024-VGA9
 THAILAND TA1714

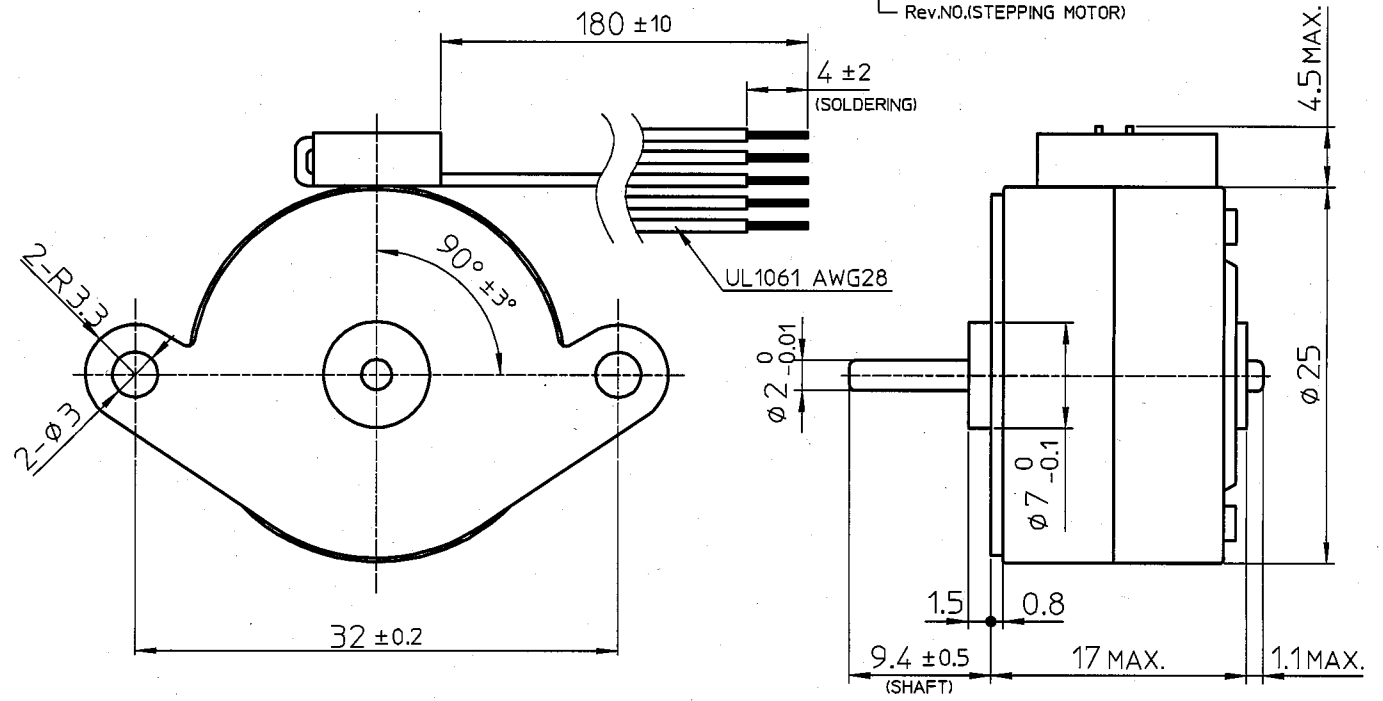
<THAILAND>

LOT NO. TA1714
 PROJECT CODE
 SHIFT CODE(A,B,C)
 MANUFACTURING YEAR : TAILS OF WESTERN CALENDER
 MONTH : 1~9,X(OCT),Y(NOV),Z(DEC)
 DAY : 01~31
 Rev.NO.(STEPPING MOTOR)

COLOR	BLACK	ORANGE	BROWN	YELLOW	RED
STEP 1	-			-	+
STEP 2	-	-			
STEP 3		-	-		
STEP 4			-	-	

SWITCHING SEQUENCE

(VIEWED FROM MOUNTING SURFACE)



					ミネバモータ株式会社 Minebea Motor Manufacturing Corporation		単位 UNIT mm 尺度 SCALE 2:1	材質 MATERIAL 表面粗サ SURF.ROUGH. 熱処理 HEAT TREAT. 表面処理 FINISH	作成日 DATE JUL./14/'11 品名 DESCRIPTION MECHANICAL CONSTRUCTION 品番 PART NO.(MODEL NO.) PM25L-024-VGA9 図番 DRAWING NO. U06PA-1D113793	頁番 SHEET 改定 REV.
					APPROVED	CHECKED	DRAWN			
					H.SANO	H.SAKIYAMA	A.SATO			
符号 MARK	日付 DATE	変更事由 REASON	ECN NO.	担当 ENGINEER	承認 APPROVED					
					寸法 L 公差 L ≤ 4 ± 0.1 4 < L ≤ 16 ± 0.2 16 < L ≤ 63 ± 0.3 63 < L ≤ 250 ± 0.5 250 < L ≤ 1000 ± 0.8 角度 DEG ± 0.5					