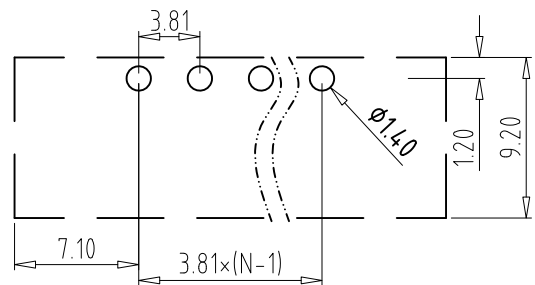
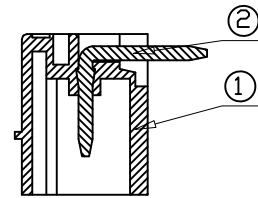


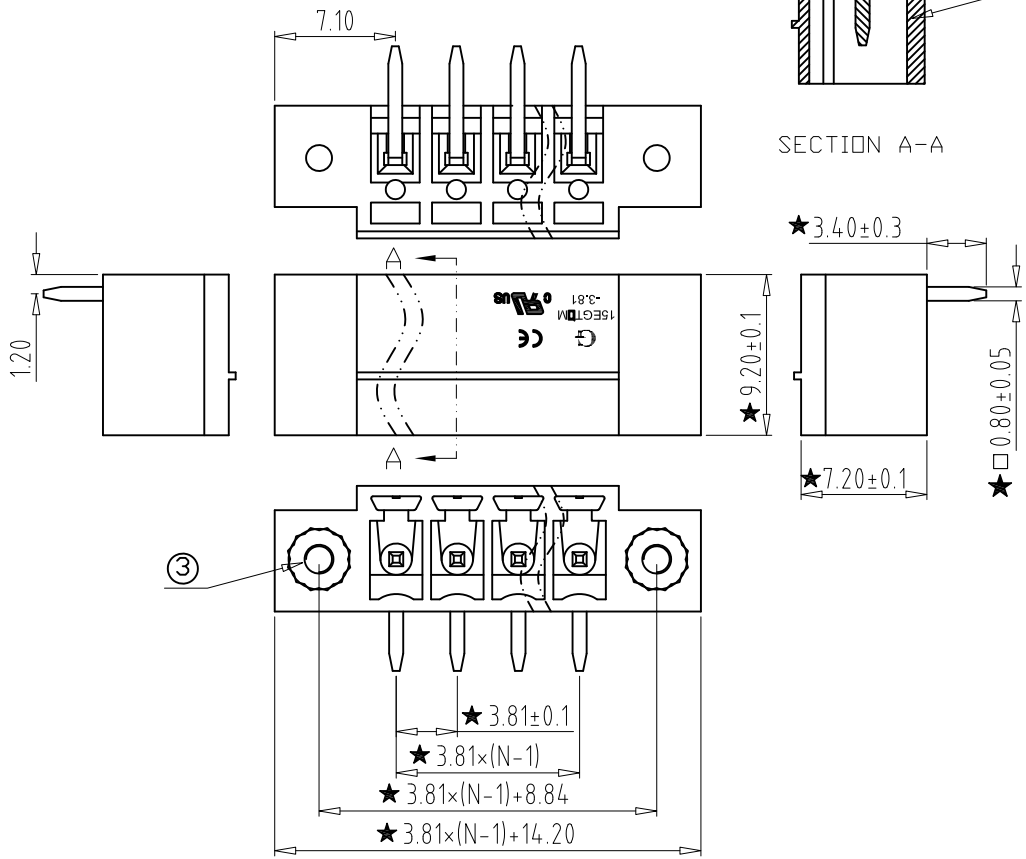
REV	CONTENT	CHK	DATE
V0.0	CONTENT	MYZ	21.07.12



PCB LAYOUT

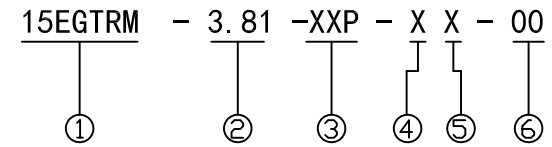


SECTION A-A



Electrical :

- | | | |
|--|---------------|------|
| | UL | IEC |
| 1. Rated Voltage : | 300V | 250V |
| 2. Rated Current : | 8A | 7A |
| 3. Withstanding Voltage : | AC1600V/1Min; | |
| 4. Operating Temperature : | -40°C~+105°C; | |
| 5. RoHS Compliance; | | |
| 6. Safty Approval : | ULus CE | |
| 7. " ★ " is the key quality control point. | | |



- ① Series NO. ④ 1 Single Pitch
 2 Double Pitch
- ② Pitch ⑤ Color: 1 Grey
 2 Blue
 3 Black
 4 Green
 5 Orange
 6 Red
 7 Transparent
 8 Yellow
 9 White
- ⑥ Customer Request: 00--Standard

3	NUT	XX	2	BRASS	/
2	PIN	XX	N	BRASS	Tin Plated
1	HOUSING	XX	1	PA66 UL94V-0	SEE NOTE
ITEM	NAME OF PART	NO. OF PART	Q'TY	MATERIAL	NOTE
DWG.	MYZ	DATE	21.07.12	SIZE	A4 UNITS mm SHEET/OF 1/1
CHK.		DATE		SCALE	1:1
APP.		DATE		NAME	15EGTRM-3.81-XXP-XX-00
				DWGNO.	XXXX

Golten 宁波冠泰电子有限公司
NINGBO GOLTEN ELECTRONICS CO., LTD.

Total Pitch Tolerances in mm										Nominal dimension range in mm										⊥	=	-	//
over 0	over 30	over 53	over 70	over 90	over 115	over 150	over 250	over 350	over 500	over 0	over 30	over 53	over 70	over 90	over 115	over 150	over 200	over 250	over 320	0	over 10	over 100	over 150
±0.18	±0.20	±0.25	±0.3	±0.35	±0.44	±0.60	±0.70	±0.85	±0.20	±0.25	±0.30	±0.35	±0.44	±0.55	±0.70	±0.80	±0.90	0.2	0.3	0.3	0.2	0.3	0.5