REV	CONTENT	CHK	DATE
V0.0	CONTENT	CXL	20.05.11

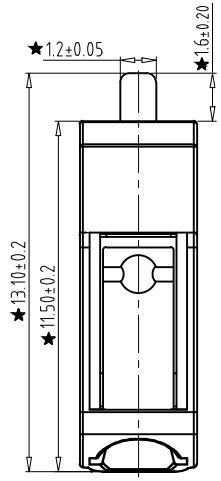

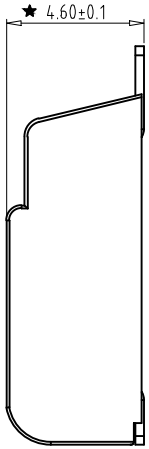

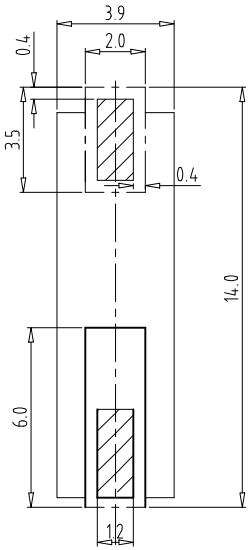

PCB LAYOUT

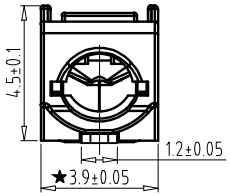

Electrical :

	IEC
1.Rated Voltage :	250V
2.Rated Current :	9A
3.Wire Range:	22-18AWG

4.Stripping Length : 4-5mm
5.Withstanding Voltage : AC2500V/1Min.
6.Operating Temperature : -40°C~+105°C
7.Insulation resistance:DC500V 500MΩ
8.RoHS Compliance
9.Safty Approval : CE
10."★" is the key quality control point

GT0.75 - 4.0 -XXP - X X - 00
① ② ③ ④ ⑤ ⑥

① Sereies NO.

② Pitch

③ Poles
01 01Contacts
02 02Contacts
03 03Contacts

④ 1 Single Pitch
2 Double Pitch

⑤ Color: 9 White

⑥ Customer Request: 00--Standard

Total Pitch Tolerances in mm									Nominal dimension range in mm									⊥		≒	—		//
over 0 to 30	over 30 to 53	over 53 to 70	over 70 to 90	over 90 to 115	over 115 to 150	over 150 to 250	over 250 to 350	over 350 to 500	over 0 to 30	over 30 to 53	over 53 to 70	over 70 to 90	over 90 to 115	over 115 to 150	over 150 to 200	over 200 to 250	over 250 to 320	over 0 to 10	over 10	all	over 0 to 100	over 100 to 150	over 150
±0.18	±0.20	±0.25	±0.3	±0.35	±0.44	±0.60	±0.70	±0.85	±0.20	±0.25	±0.30	±0.35	±0.44	±0.55	±0.70	±0.80	±0.90	0.2	0.3	0.3	0.2	0.3	0.5

ITEM	NAME OF PART	NO. OF PART	Q"TY	MATERIAL	NOTE
2	CLAMP	XX	1	Phosphor bronze	Tin Plated
1	HOUSING	XX	1	PA9T (UL94V-1)	SEE NOTE

DWG.	CXL	DATE	20.05.11	SIZE	A4	UNITS	mm
CHK.		DATE		SCALE	1:1	SHEET/OF	1 / 1
APP.		DATE		NAME	GT0.75-4.0-01P-19-00		
Golten 宁波冠泰电子有限公司 NINGBO GOLTEN ELECTRONICS CO., LTD.				DWGNO.	XXXX		