TIELEE® 天立电机

Tianli Electrical Machinery (Ningbo) Co., Ltd

圆形连接器选型手册

Circular Connector Selection Manual

本目录产品规格数据仅供参考，天立对此目录中规格数据作修改，恕不另行通知

The technical data of the products in this catalogue are only for reference, Tianli reserves the rights for specification update or change.

企业简介 Company profile

天立电机 (宁波) 有限公司成立于 1998 年，是亚洲领先的接线端子和金属零件制造商之一，为安防系统、工业自动化、电力、照明、电信、电源、轨道交通、新能源等行业的客户提供高质量的产品和服务。总部及生产基地位于宁波杭州湾新区，距上海仅 2 小时车程。货物运输和客户来访都相当便利。

天立已获得 ISO9001，ISO14001，ISO45001 和 IATF16949 管理系统认证，并拥有 UL 和 VDE 授权实验室。产品符合 RoHS 和 REACH 并获得了 UL，cULus，VDE，CE，Ex，CQC 等认证。

为了保持进步赢得客户的青睐，天立对 CAD 设计，模具开发设备，产品注塑冲设备和员工技能培训有很大的投入。经过多年的努力，天立的销售网络涵盖全世界，并将不断为客户提供高质量的产品和专业服务，共创繁荣。

Founded in 1998, Tianli Electrical Machinery (Ningbo) Co., Ltd. is one of the leading manufacturers of terminal blocks and metal parts in Asia, providing high quality products and service to customers of security system,industrial automation, electric power, lighting, telecommunication, power supply, rail transportation, new energy and so on. The headquarter and facility is located in Hangzhou Bay New Zone, Ningbo, only 2 hours to Shanghai. The transportation is very convenient here for goods shipment & customer visiting.

Tianli has been granted ISO9001, ISO14001, ISO45001 and IATF16949 management system certifications and own the UL and VDE authorized laboratory. The products are approved by UL, cULus, VDE, CE, Ex, CQC, RoHS and REACH.

To keep advancement and win the favor of customers, Tianli' s sales network covers the whole world, and will continuously supply customers with high quality products and professional service, reaching the achievement of win-win prosperity.

目录 Index

M5 圆形连接器系列 M5 Circular Connector Series

M8 圆形连接器系列 M8 Circular Connector Series

M12 圆形连接器系列 M12 Circular Connector Series

M5 注塑成型命名规则 M5 overmolded with cable plug part number referrnce

TCC – 105 □ □ – □ □ XX X – XXP – □ XXX.X – X X X X

- 塑胶螺母 / 螺丝颜色 :0= 黑色，1= 蓝色，2= 橙色，3= 红色，4= 绿色，当螺母 / 螺丝材质不属于塑胶时，无代码
  Plastic Nut/Screw Color: 0=Black, 1=Blue, 2=Orange, 3=Red, 4=Green. When the nut/screw material is not plastic, no code is assigned
- 线缆颜色：0= 黑色，1= 蓝色，2= 橙色，3= 红色，4= 绿色
  Cable color: 0=black, 1=blue, 2=orange, 3=red, 4=green
- 塑胶外壳颜色：0= 黑色，1= 蓝色，2= 橙色，3= 红色，4= 绿色
  Plastic shell color: 0=black, 1=blue, 2=orange, 3=red, 4=green
- 塑胶内芯颜色：0= 黑色，1= 蓝色，2= 橙色，3= 红色，4= 绿色
  Plastic core color: 0=black, 1=blue, 2=orange, 3=red, 4=green
- 线缆长度：0.5=0.5M，0.75=0.75M Cable length: 0.5=0.5M, 0.75=0.75M
- 线缆外被材质：R=PUR C=PVC Cable outer material: R=PUR C=PVC
- 产品芯数：4pin=04P Product chip count: 4pin=04P
- 螺丝 / 螺母材质：1= 锌合金 2= 铜 3= 不锈钢 4= 塑胶
  Screw/nut material: 1=zinc alloy 2=copper 3=stainless steel 4=plastic
- 锁紧方式：01= 螺纹式 02= 快速插拔式 03= 塑胶螺纹式 04= 快锁式 05= 六角螺纹式 06= 螺丝不转动式
  Locking method: 01=threaded type 02=quick insert type 03=plastic threaded type 04=quick lock type 05=hexagonal threaded type 06=screw non rotating type
- 产品特性：H: 表示屏蔽，非屏蔽则无编码，PE：接地
  Product features: H: indicates shielding, non shielding means no coding, PE: grounded
- 接口防呆类型 A=A Coding B=B
  Coding Interface foolproof type A=A Coding B=B Coding
- 连接类型：L= 直头，R= 弯头 Connection type: L=straight head, R=elbow
- 插头类别：M= 公头 ,F= 母头 Plug type: M=male, F=female
- 产品规格：05=M05 06=M06. 08=M08. 12=M12 ....
  Product specifications: 05=M05 06=M06. 08=M08. 12=M12

M5 面板式命名规则 M5 panel mouting part number referrnce

TCC – 205 □ □ – □ □ XX X – XXP – □ X □ – □ XXX.X – X X X

- 塑胶螺母 / 螺丝颜色 :0= 黑色，1= 蓝色，2= 橙色，3= 红色，4= 绿色，当螺母 / 螺丝材质不属于塑胶时，无代码
  Plastic nut/screw color: 0=black, 1=blue, 2=orange, 3=red, 4=green. When the material of the nut/screw is not plastic, there is no code
- 线缆颜色：0= 黑色，1= 蓝色，2= 橙色，3= 红色，4= 绿色，当产品不带线或者是电子线时，无代码
  Cable color: 0=black, 1=blue, 2=orange, 3=red, 4=green. When the product does not come with wires or electronic wires, there is no code
- 塑胶内芯颜色：0= 黑色，1= 蓝色，2= 橙色，3= 红色，4= 绿色
  Plastic core color: 0=black, 1=blue, 2=orange, 3=red, 4=green
- 线缆长度：0.5=0.5M，0.75=0.75M ，不带线缆的产品则无代码
  Cable length: 0.5=0.5M, 0.75=0.75M, no code for products without cables
- 线缆外被材质：R=PUR C=PVC D= 电子线
  Cable outer material: R=PUR C=PVC D=electronic wire
- 端子类型：P=PCB 式，S= 焊接式 C= 铆压式 T= 螺钉式
  Terminal type: P=PCB type, S=solder type, C=rivet type, T=screw type
- 螺纹规格：1=M16X1.5 2=PG9 3=M12*1 ……
  Thread specification: 1=M16X1.5 2=PG9 3=M12 * 1
- 锁板方式 : Q= 前锁，H= 后锁 FL= 法兰座 M= 现场安装金属外壳 P= 现场安装塑胶外壳 T= 成型式堵头 V= 双缆线
  Locking plate method: Q=front lock, H=rear lock FL=flange seat M=on–site installation of metal shell P=on–site installation of plastic shell T=molded plug V=double cable
- 产品芯数：4pin=04P Product chip count: 4pin=04P
- 螺丝 / 螺母材质：1= 锌合金 2= 铜 3= 不锈钢 4= 塑胶
  Screw/nut material: 1=zinc alloy 2=copper 3=stainless steel 4=plastic
- 锁紧方式：01= 螺纹式 02= 快速插拔式 03= 塑胶螺纹式 04= 快锁式 05= 六角螺纹式 06= 螺丝不转动式
  Locking method: 01=threaded type 02=quick insert type 03=plastic threaded type 04=quick lock type 05=hexagonal threaded type 06=screw non rotating type
- 产品特性：H: 表示屏蔽，非屏蔽则无编码 ,PE：接地
  Product features: H: indicates shielding, non shielding means no coding, PE: grounded
- 接口防呆类型 A=A Coding B=B Coding
  Interface foolproof type A=A Coding B=B Coding
- 连接类型：L= 直头，R= 弯头 Connection type: L=straight head, R=elbow
- 插头类别：M= 公头 ,F= 母头 Plug type: M=male, F=female
- 产品规格：05=M05 06=M06. 08=M08. 12=M12 ....
  Product specifications: 05=M05 06=M06.08=M08.12=M12

M5 – 注塑成型式 – 直头 屏蔽 – A coding
M5 Overmolded with Cable plug Shielded, Straight – A coding

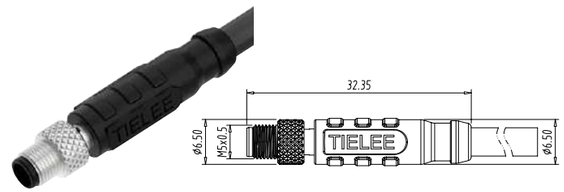

公头 Male

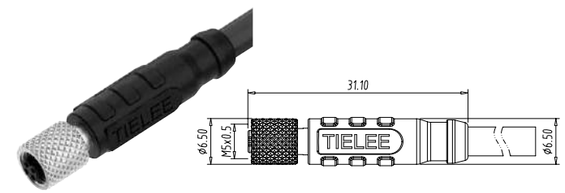

母头 Female

芯数 Numer of Pin	3	4
认证		
Pin 分布图（公头）		
Pin 分布图（母头）		
接触阻抗 Contact impedance	≤ 5mΩ	
绝缘阻抗 Insulation resistance	≥ 100MΩ	
插拔次数 Numberof plugand unplug cycles	≥ 100	
环境温度 Ambient temperature	–25℃ – 80℃	
防护等级 Ingress protection	IP67	
胶芯材质 Rubber core material	PA	
端子材料 Terminal material	铜镀金 Gold–plated Beryllium Copper	
是否屏蔽 Shielding	屏蔽 Shielded	
执行标准 Enforce the standard	IEC61076–2–105	
额定电压 Rated voltage	60V	
额定电流 rated current	1A	

产品料号

芯数 Numer of Pin	线缆长度 length（M）	公头		母头	
		PVC	PUR	PVC	PUR
3	1	TCC–105ML–AH012–03P–C1.0–000	TCC–105ML–AH012–03P–R1.0–000	TCC–105FL–AH012–03P–C1.0–000	TCC–105FL–AH012–03P–R1.0–000
	3	TCC–105ML–AH012–03P–C3.0–000	TCC–105ML–AH012–03P–R3.0–000	TCC–105FL–AH012–03P–C3.0–000	TCC–105FL–AH012–03P–R3.0–000
	5	TCC–105ML–AH012–03P–C5.0–000	TCC–105ML–AH012–03P–R5.0–000	TCC–105FL–AH012–03P–C5.0–000	TCC–105FL–AH012–03P–R5.0–000
4	1	TCC–105ML–AH012–04P–C1.0–000	TCC–105ML–AH012–04P–R1.0–000	TCC–105FL–AH012–04P–C1.0–000	TCC–105FL–AH012–04P–R1.0–000
	3	TCC–105ML–AH012–04P–C3.0–000	TCC–105ML–AH012–04P–R3.0–000	TCC–105FL–AH012–04P–C3.0–000	TCC–105FL–AH012–04P–R3.0–000
	5	TCC–105ML–AH012–04P–C5.0–000	TCC–105ML–AH012–04P–R5.0–000	TCC–105FL–AH012–04P–C5.0–000	TCC–105FL–AH012–04P–R5.0–000

芯线颜色和顺序

	Pin 位	
Pin1	1.Brown 棕	1.Brown 棕
Pin2	/	2.White 白
Pin3	3.Blue 蓝	3.Blue 蓝
Pin4	4.Black 黑	4.Black 黑

M5 – 注塑成型式 – 直头 非屏蔽 – A coding
M5 Overmolded With Cable Plug Unshielded, Straight – A coding

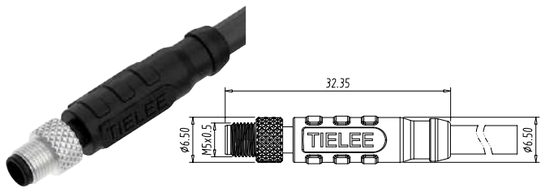



芯数 Numer of Pin	3	4
认证		
Pin 分布图（公头）		
Pin 分布图（母头）		
接触阻抗 Contact impedance	≤ 5mΩ	
绝缘阻抗 Insulation resistance	≥ 100MΩ	
插拔次数 Numberof plugand unplug cycles	≥ 100	
环境温度 Ambient temperature	–25℃ – 80℃	
防护等级 Ingress protection	IP67	
胶芯材质 Rubber core material	PA	
端子材料 Terminal material	铜镀金 Gold–plated Beryllium Copper	
是否屏蔽 Shielding	非屏蔽 Unshielded	
执行标准 Enforce the standard	IEC61076–2–105	
额定电压 Rated voltage	60V	
额定电流 rated current	1A	

产品料号

芯数 Numer of Pin	线缆长度 length（M）	公头		母头	
		PVC	PUR	PVC	PUR
3	1	TCC–105ML–A012–03P–C1.0–000	TCC–105ML–A012–03P–R1.0–000	TCC–105FL–A012–03P–C1.0–000	TCC–105FL–A012–03P–R1.0–000
	3	TCC–105ML–A012–03P–C3.0–000	TCC–105ML–A012–03P–R3.0–000	TCC–105FL–A012–03P–C3.0–000	TCC–105FL–A012–03P–R3.0–000
	5	TCC–105ML–A012–03P–C5.0–000	TCC–105ML–A012–03P–R5.0–000	TCC–105FL–A012–03P–C5.0–000	TCC–105FL–A012–03P–R5.0–000
4	1	TCC–105ML–A012–04P–C1.0–000	TCC–105ML–A012–04P–R1.0–000	TCC–105FL–A012–04P–C1.0–000	TCC–105FL–A012–04P–R1.0–000
	3	TCC–105ML–A012–04P–C3.0–000	TCC–105ML–A012–04P–R3.0–000	TCC–105FL–A012–04P–C3.0–000	TCC–105FL–A012–04P–R3.0–000
	5	TCC–105ML–A012–04P–C5.0–000	TCC–105ML–A012–04P–R5.0–000	TCC–105FL–A012–04P–C5.0–000	TCC–105FL–A012–04P–R5.0–000

芯线颜色和顺序

	Pin 位	
Pin1	1.Brown 棕	1.Brown 棕
Pin2	/	2.White 白
Pin3	3.Blue 蓝	3.Blue 蓝
Pin4	4.Black 黑	4.Black 黑

M5 – 注塑成型式 – 弯头 屏蔽 – A coding
M5 Overmolded With Cable Plug Shielded, Angled – A coding


公头 Male

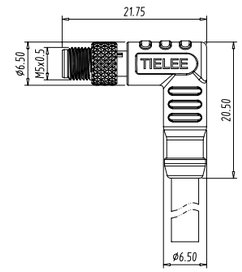


母头 Female

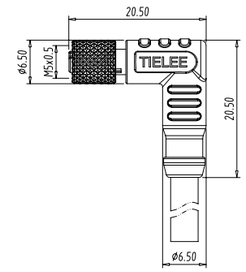

芯数 Numer of Pin	3	4
认证		
Pin 分布图（公头）		
Pin 分布图（母头）		
接触阻抗 Contact impedance	≤ 5mΩ	
绝缘阻抗 Insulation resistance	≥ 100MΩ	
插拔次数 Numberof plugand unplug cycles	≥ 100	
环境温度 Ambient temperature	–25℃ – 80℃	
防护等级 Ingress protection	IP67	
胶芯材质 Rubber core material	PA	
端子材料 Terminal material	铜镀金 Gold–plated Beryllium Copper	
是否屏蔽 Shielding	屏蔽 Shielded	
执行标准 Enforce the standard	IEC61076–2–105	
额定电压 Rated voltage	60V	
额定电流 rated current	1A	

产品料号

芯数 Numer of Pin	线缆长度 length（M）	公头		母头	
		PVC	PUR	PVC	PUR
3	1	TCC–105MR–AH012–03P–C1.0–000	TCC–105MR–AH012–03P–R1.0–000	TCC–105FR–AH012–03P–C1.0–000	TCC–105FR–AH012–03P–R1.0–000
	3	TCC–105MR–AH012–03P–C3.0–000	TCC–105MR–AH012–03P–R3.0–000	TCC–105FR–AH012–03P–C3.0–000	TCC–105FR–AH012–03P–R3.0–000
	5	TCC–105MR–AH012–03P–C5.0–000	TCC–105MR–AH012–03P–R5.0–000	TCC–105FR–AH012–03P–C5.0–000	TCC–105FR–AH012–03P–R5.0–000
4	1	TCC–105MR–AH012–04P–C1.0–000	TCC–105MR–AH012–04P–R1.0–000	TCC–105FR–AH012–04P–C1.0–000	TCC–105FR–AH012–04P–R1.0–000
	3	TCC–105MR–AH012–04P–C3.0–000	TCC–105MR–AH012–04P–R3.0–000	TCC–105FR–AH012–04P–C3.0–000	TCC–105FR–AH012–04P–R3.0–000
	5	TCC–105MR–AH012–04P–C5.0–000	TCC–105MR–AH012–04P–R5.0–000	TCC–105FR–AH012–04P–C5.0–000	TCC–105FR–AH012–04P–R5.0–000

芯线颜色和顺序

	Pin 位	
Pin1	1.Brown 棕	1.Brown 棕
Pin2	/	2.White 白
Pin3	3.Blue 蓝	3.Blue 蓝
Pin4	4.Black 黑	4.Black 黑

M5 – 注塑成型式 – 弯头 非屏蔽 – A coding
M5 Overmolded With Cable Plug Unshielded, Angled – A coding

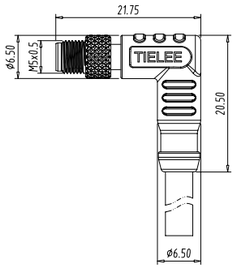

公头 Male

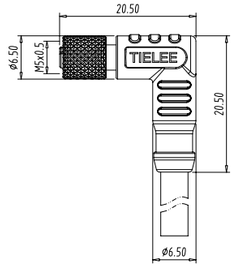

母头 Female

芯数 Numer of Pin	3	4
认证	RoHS, CE, UL, IP67, 48H	
Pin 分布图（公头）		
Pin 分布图（母头）		
接触阻抗 Contact impedance	≤ 5mΩ	
绝缘阻抗 Insulation resistance	≥ 100MΩ	
插拔次数 Numberof plugand unplug cycles	≥ 100	
环境温度 Ambient temperature	–25℃ – 80℃	
防护等级 Ingress protection	IP67	
胶芯材质 Rubber core material	PA	
端子材料 Terminal material	铜镀金 Gold–plated Beryllium Copper	
是否屏蔽 Shielding	非屏蔽 Unshielded	
执行标准 Enforce the standard	IEC61076–2–105	
额定电压 Rated voltage	60V	
额定电流 rated current	1A	

产品料号

芯数 Numer of Pin	线缆长度 length（M）	公头		母头	
		PVC	PUR	PVC	PUR
3	1	TCC–105MR–A012–03P–C1.0–000	TCC–105MR–A012–03P–R1.0–000	TCC–105FR–A012–03P–C1.0–000	TCC–105FR–A012–03P–R1.0–000
	3	TCC–105MR–A012–03P–C3.0–000	TCC–105MR–A012–03P–R3.0–000	TCC–105FR–A012–03P–C3.0–000	TCC–105FR–A012–03P–R3.0–000
	5	TCC–105MR–A012–03P–C5.0–000	TCC–105MR–A012–03P–R5.0–000	TCC–105FR–A012–03P–C5.0–000	TCC–105FR–A012–03P–R5.0–000
4	1	TCC–105MR–A012–04P–C1.0–000	TCC–105MR–A012–04P–R1.0–000	TCC–105FR–A012–04P–C1.0–000	TCC–105FR–A012–04P–R1.0–000
	3	TCC–105MR–A012–04P–C3.0–000	TCC–105MR–A012–04P–R3.0–000	TCC–105FR–A012–04P–C3.0–000	TCC–105FR–A012–04P–R3.0–000
	5	TCC–105MR–A012–04P–C5.0–000	TCC–105MR–A012–04P–R5.0–000	TCC–105FR–A012–04P–C5.0–000	TCC–105FR–A012–04P–R5.0–000

芯线颜色和顺序

Pin 位		
Pin1	1.Brown 棕	1.Brown 棕
Pin2	/	2.White 白
Pin3	3.Blue 蓝	3.Blue 蓝
Pin4	4.Black 黑	4.Black 黑

M5 – 面板式 焊接式 前锁安装 焊电子线 – A coding
M5 Panel Mount Recptacle, Front Mounting, Welded Electronic – A coding

M5 – 面板式
建议开孔尺寸
M5 Panel Mounting Panel Cut

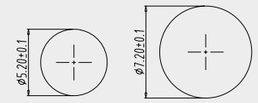

M5 – 公头面板式 M5 Male Panel Mount　　M5 – 母头面板式 M5 Female Panel Mount

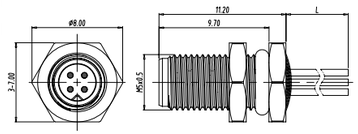

公头 Male

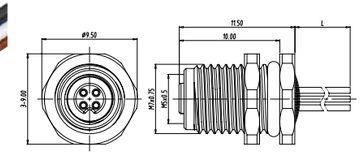

母头 Female

芯数 Numer of Pin	3	4
认证	RoHS, CE, UL, IP67, 48H	
Pin 分布图（公头）		
Pin 分布图（母头）		
接触阻抗 Contact impedance	≤ 5mΩ	
绝缘阻抗 Insulation resistance	≥ 100MΩ	
插拔次数 Numberof plugand unplug cycles	≥ 100	
环境温度 Ambient temperature	–25℃ – 80℃	
防护等级 Ingress protection	IP67	
胶芯材质 Rubber core material	PA	
端子材料 Terminal material	铜镀金 Gold–plated Beryllium Copper	
是否屏蔽 Shielding	非屏蔽 Unshielded	
执行标准 Enforce the standard	IEC61076–2–105	
额定电压 Rated voltage	60V	
额定电流 rated current	1A	

产品料号

芯数 Numer of Pin	线缆长度 length（M）	公头	母头
		PVC	PVC
3	1	TCC–205ML–A012–03P–QS–D1.0–0	TCC–205FL–A012–03P–QS–D1.0–0
	3	TCC–205ML–A012–03P–QS–D3.0–0	TCC–205FL–A012–03P–QS–D3.0–0
	5	TCC–205ML–A012–03P–QS–D5.0–0	TCC–205FL–A012–03P–QS–D5.0–0
4	1	TCC–205ML–A012–04P–QS–D1.0–0	TCC–205FL–A012–04P–QS–D1.0–0
	3	TCC–205ML–A012–04P–QS–D3.0–0	TCC–205FL–A012–04P–QS–D3.0–0
	5	TCC–205ML–A012–04P–QS–D5.0–0	TCC–205FL–A012–04P–QS–D5.0–0

芯线颜色和顺序

Pin 位		
Pin1	1.Brown 棕	1.Brown 棕
Pin2	/	2.White 白
Pin3	3.Blue 蓝	3.Blue 蓝
Pin4	4.Black 黑	4.Black 黑

M5 – 面板式 焊接式 前锁安装 – A coding
M5 Panel Mount Recptacle, Front Mounting – A coding

M5 – 面板式
建议开孔尺寸
M5 Panel Mounting Panel Cut

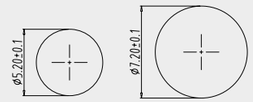

M5 – 公头面板式
M5 Male Panel Mount

M5 – 母头面板式
M5 Female Panel Mount

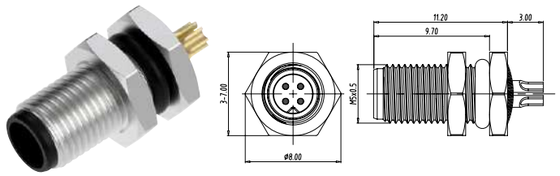

公头 Male

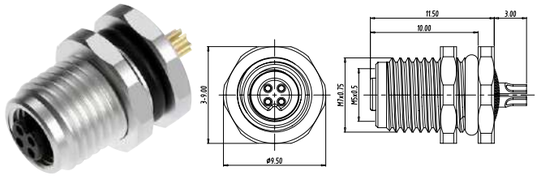

母头 Female

芯数 Numer of Pin	3	4
认证	RoHS REACH c UL us IP67 48H	
Pin 分布图（公头）		
Pin 分布图（母头）		
接触阻抗 Contact impedance	≤ 5mΩ	
绝缘阻抗 Insulation resistance	≥ 100MΩ	
插拔次数 Numberof plugand unplug cycles	≥ 100	
环境温度 Ambient temperature	–25℃ – 80℃	
防护等级 Ingress protection	IP67	
胶芯材质 Rubber core material	PA	
端子材料 Terminal material	铜镀金 Gold–plated Beryllium Copper	
是否屏蔽 Shielding	非屏蔽 Unshielded	
执行标准 Enforce the standard	IEC61076–2–105	
额定电压 Rated voltage	60V	
额定电流 rated current	1A	

产品料号

芯数 Numer of Pin	线缆长度 length（M）	公头	母头
		PVC	PVC
3		TCC–205ML–A012–03P–QS–0	TCC–205FL–A012–03P–QS–0
4		TCC–205ML–A012–04P–QS–0	TCC–205FL–A012–04P–QS–0

M5 – 面板式 PCB 型 前锁安装 – A coding
M5 Panel, PCB, Front Mounting – A coding

M5 – 面板式
建议开孔尺寸
M5 Panel Mounting Panel Cut

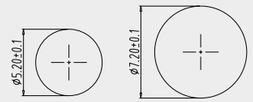

M5 – 公头面板式
M5 Male Panel Mount

M5 – 母头面板式
M5 Female Panel Mount

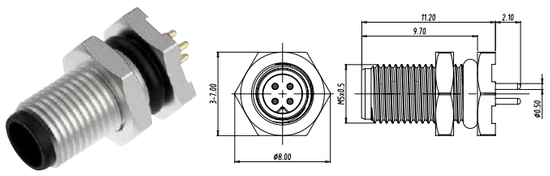

公头 Male

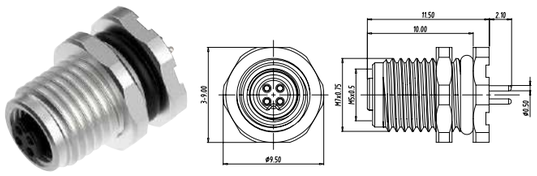

母头 Female

芯数 Numer of Pin	3	4
认证	RoHS REACH c UL us IP67 48H	
Pin 分布图（公头）		
Pin 分布图（母头）		
接触阻抗 Contact impedance	≤ 5mΩ	
绝缘阻抗 Insulation resistance	≥ 100MΩ	
插拔次数 Numberof plugand unplug cycles	≥ 100	
环境温度 Ambient temperature	–25℃ – 80℃	
防护等级 Ingress protection	IP67	
胶芯材质 Rubber core material	PA	
端子材料 Terminal material	铜镀金 Gold–plated Beryllium Copper	
是否屏蔽 Shielding	非屏蔽 Unshielded	
执行标准 Enforce the standard	IEC61076–2–105	
额定电压 Rated voltage	60V	
额定电流 rated current	1A	

产品料号

芯数 Numer of Pin	线缆长度 length（M）	公头	母头
		PVC	PVC
3		TCC–205ML–A012–03P–QP–0	TCC–205FL–A012–03P–QP–0
4		TCC–205ML–A012–04P–QP–0	TCC–205FL–A012–04P–QP–0

M5 面板式 PCB layout 尺寸参考图
M5 Panel, PCB, Front Mounting Layout Dimension Reference Diagram

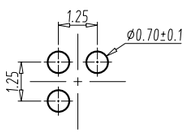

公头 Male(3P)

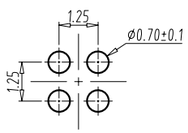

公头 Male(4P)

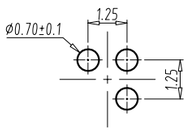

母头 Female(3P)

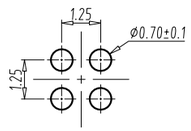

母头 Female(4P)

M5 – 面板式 焊接式 后锁安装 焊电子线 – A coding
M5 Panel Mount Recptacle, Rear Mounting, Welded Electroni – A coding

M5 – 面板式
建议开孔尺寸
M5 Panel Mounting Panel Cut

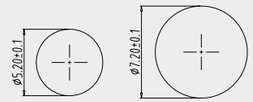

M5 – 公头面板式
M5 Male Panel Mount

M5 – 母头面板式
M5 Female Panel Mount

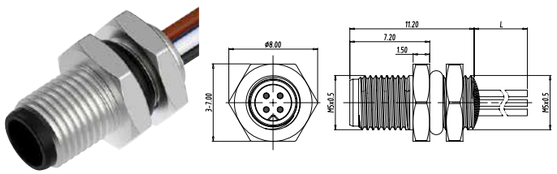

公头 Male

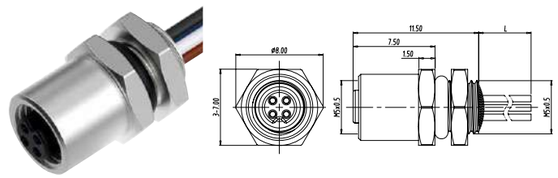

母头 Female

芯数 Numer of Pin	3	4
认证		
Pin 分布图（公头）		
Pin 分布图（母头）		
接触阻抗 Contact impedance	≤ 5mΩ	
绝缘阻抗 Insulation resistance	≥ 100MΩ	
插拔次数 Numberof plugand unplug cycles	≥ 100	
环境温度 Ambient temperature	–25℃ – 80℃	
防护等级 Ingress protection	IP67	
胶芯材质 Rubber core material	PA	
端子材料 Terminal material	铜镀金 Gold–plated Beryllium Copper	
是否屏蔽 Shielding	非屏蔽 Unshielded	
执行标准 Enforce the standard	IEC61076–2–105	
额定电压 Rated voltage	60V	
额定电流 rated current	1A	

产品料号

芯数 Numer of Pin	线缆长度 length（M）	公头	母头
		PVC	PVC
3	1	TCC–205ML–A012–03P–HS–D1.0–0	TCC–205FL–A012–03P–HS–D1.0–0
	3	TCC–205ML–A012–03P–HS–D3.0–0	TCC–205FL–A012–03P–HS–D3.0–0
	5	TCC–205ML–A012–03P–HS–D5.0–0	TCC–205FL–A012–03P–HS–D5.0–0
4	1	TCC–205ML–A012–04P–HS–D1.0–0	TCC–205FL–A012–04P–HS–D1.0–0
	3	TCC–205ML–A012–04P–HS–D3.0–0	TCC–205FL–A012–04P–HS–D3.0–0
	5	TCC–205ML–A012–04P–HS–D5.0–0	TCC–205FL–A012–04P–HS–D5.0–0

芯线颜色和顺序

Pin 位		
Pin1	1.Brown 棕	1.Brown 棕
Pin2	/	2.White 白
Pin3	3.Blue 蓝	3.Blue 蓝
Pin4	4.Black 黑	4.Black 黑

M5 – 面板式 焊接式 后锁安装 – A coding
M5 Panel Mount Recptacle, Rear Mounting – A coding

M5 – 面板式
建议开孔尺寸
M5 Panel Mounting Panel Cut

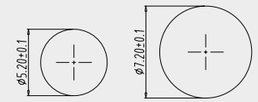

M5 – 公头面板式
M5 Male Panel Mount

M5 – 母头面板式
M5 Female Panel Mount

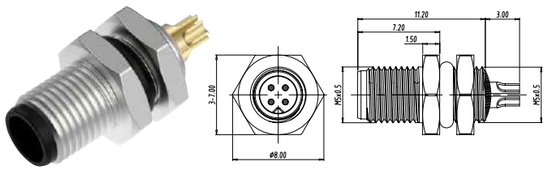

公头 Male

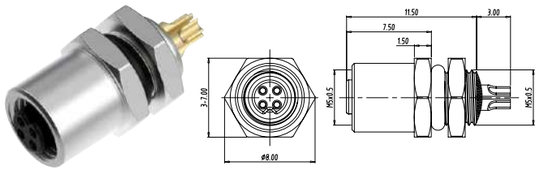

母头 Female

芯数 Numer of Pin	3	4
认证		
Pin 分布图（公头）		
Pin 分布图（母头）		
接触阻抗 Contact impedance	≤ 5mΩ	
绝缘阻抗 Insulation resistance	≥ 100MΩ	
插拔次数 Numberof plugand unplug cycles	≥ 100	
环境温度 Ambient temperature	–25℃ – 80℃	
防护等级 Ingress protection	IP67	
胶芯材质 Rubber core material	PA	
端子材料 Terminal material	铜镀金 Gold–plated Beryllium Copper	
是否屏蔽 Shielding	非屏蔽 Unshielded	
执行标准 Enforce the standard	IEC61076–2–105	
额定电压 Rated voltage	60V	
额定电流 rated current	1A	

产品料号

芯数 Numer of Pin	线缆长度 length（M）	公头	母头
		PVC	PVC
3		TCC–205ML–A012–03P–HS–0	TCC–205FL–A012–03P–HS–0
4		TCC–205ML–A012–04P–HS–0	TCC–205FL–A012–04P–HS–0

M8 注塑成型命名规则 M8 overmolded with cable plug part number referrnce

TCC – 108 □ □ – □ □ XX X – XXP – □ XXX.X – X X X X

- 塑胶螺母 / 螺丝颜色 :0= 黑色，1= 蓝色，2= 橙色，3= 红色，4= 绿色，当螺母 / 螺丝材质不属于塑胶时，无代码
  Plastic Nut/Screw Color: 0=Black, 1=Blue, 2=Orange, 3=Red, 4=Green. When the nut/screw material is not plastic, no code is assigned
- 线缆颜色：0= 黑色，1= 蓝色，2= 橙色，3= 红色，4= 绿色
  Cable color: 0=black, 1=blue, 2=orange, 3=red, 4=green
- 塑胶外壳颜色：0= 黑色，1= 蓝色，2= 橙色，3= 红色，4= 绿色
  Plastic shell color: 0=black, 1=blue, 2=orange, 3=red, 4=green
- 塑胶内芯颜色：0= 黑色，1= 蓝色，2= 橙色，3= 红色，4= 绿色
  Plastic core color: 0=black, 1=blue, 2=orange, 3=red, 4=green
- 线缆长度：0.5=0.5M，0.75=0.75M Cable length: 0.5=0.5M, 0.75=0.75M
- 线缆外被材质：R=PUR C=PVC Cable outer material: R=PUR C=PVC
- 产品芯数：4pin=04P Product chip count: 4pin=04P
- 螺丝 / 螺母材质：1= 锌合金 2= 铜 3= 不锈钢 4= 塑胶
  Screw/nut material: 1=zinc alloy 2=copper 3=stainless steel 4=plastic
- 锁紧方式：01= 螺纹式 02= 快速插拔式 03= 塑胶螺纹式 04= 快锁式 05= 六角螺纹式 06= 螺丝不转动式
  Locking method: 01=threaded type 02=quick insert type 03=plastic threaded type 04=quick lock type 05=hexagonal threaded type 06=screw non rotating type
- 产品特性：H: 表示屏蔽，非屏蔽则无编码，PE：接地
  Product features: H: indicates shielding, non shielding means no coding, PE: grounded
- 接口防呆类型 A=A Coding B=B Coding
  Interface foolproof type A=A Coding B=B Coding
- 连接类型：L= 直头，R= 弯头 Connection type: L=straight head, R=elbow
- 插头类别：M= 公头 ,F= 母头 Plug type: M=male, F=female
- 产品规格：05=M05 06=M06. 08=M08. 12=M12 ....
  Product specifications: 05=M05 06=M06. 08=M08. 12=M12

M8 面板式命名规则 M8 panel mouting part number referrnce

TCC – 208 □ □ – □ □ XX X – XXP – □ X □ – □ XXX.X – X X X

- 塑胶螺母 / 螺丝颜色 :0= 黑色，1= 蓝色，2= 橙色，3= 红色，4= 绿色，当螺母 / 螺丝材质不属于塑胶时，无代码
  Plastic nut/screw color: 0=black, 1=blue, 2=orange, 3=red, 4=green. When the material of the nut/screw is not plastic, there is no code
- 线缆颜色：0= 黑色，1= 蓝色，2= 橙色，3= 红色，4= 绿色，当产品不带线或者是电子线时，无代码
  Cable color: 0=black, 1=blue, 2=orange, 3=red, 4=green. When the product does not come with wires or electronic wires, there is no code
- 塑胶内芯颜色：0= 黑色，1= 蓝色，2= 橙色，3= 红色，4= 绿色
  Plastic core color: 0=black, 1=blue, 2=orange, 3=red, 4=green
- 线缆长度：0.5=0.5M，0.75=0.75M ，不带线缆的产品则无代码
  Cable length: 0.5=0.5M, 0.75=0.75M, no code for products without cables
- 线缆外被材质：R=PUR C=PVC D= 电子线
  Cable outer material: R=PUR C=PVC D=electronic wire
- 端子类型：P=PCB 式，S= 焊接式 C= 铆压式 T= 螺钉式
  Terminal type: P=PCB type, S=solder type, C=rivet type, T=screw type
- 螺纹规格：1=M16X1.5 2=PG9 3=M12*1 ……
  Thread specification: 1=M16X1.5 2=PG9 3=M12 * 1
- 锁板方式 : Q= 前锁，H= 后锁 FL= 法兰座 M= 现场安装金属外壳 P= 现场安装塑胶外壳 T= 成型式堵头 V= 双缆线
  Locking plate method: Q=front lock, H=rear lock FL=flange seat M=on–site installation of metal shell P=on–site installation of plastic shell T=molded plug V=double cable
- 产品芯数：4pin=04P Product chip count: 4pin=04P
- 螺丝 / 螺母材质：1= 锌合金 2= 铜 3= 不锈钢 4= 塑胶
  Screw/nut material: 1=zinc alloy 2=copper 3=stainless steel 4=plastic
- 锁紧方式：01= 螺纹式 02= 快速插拔式 03= 塑胶螺纹式 04= 快锁式 05= 六角螺纹式 06= 螺丝不转动式
  Locking method: 01=threaded type 02=quick insert type 03=plastic threaded type 04=quick lock type 05=hexagonal threaded type 06=screw non rotating type
- 产品特性：H: 表示屏蔽，非屏蔽则无编码，PE：接地
  Product features: H: indicates shielding, non shielding means no coding, PE: grounded
- 接口防呆类型 A=A Coding B=B Coding
  Interface foolproof type A=A Coding B=B Coding
- 连接类型：L= 直头，R= 弯头 Connection type: L=straight head, R=elbow
- 插头类别：M= 公头 ,F= 母头 Plug type: M=male, F=female
- 产品规格：05=M05 06=M06. 08=M08. 12=M12 ....
  Product specifications: 05=M05 06=M06. 08=M08. 12=M12

M8 组装式命名规则 M8 Field assembly part number referrnce

TCC – 308 □ □ – □ □ XX X – XXP – XX □ – X X

- 塑胶螺母 / 螺丝颜色 :0= 黑色，1= 蓝色，2= 橙色，3= 红色 ,4= 绿色，当螺母 / 螺丝材质不属于塑胶时，无代码
  Plastic nut/screw color: 0=black, 1=blue, 2=orange, 3=red, 4=green. When the material of the nut/screw is not plastic, there is no code
- 塑胶内芯颜色：0= 黑色，1= 蓝色，2= 橙色，3= 红色，4= 绿色
  Plastic core color: 0=black, 1=blue, 2=orange, 3=red, 4=green
- 端子类型：P=PCB 式，S= 焊接式 C= 铆压式 T= 螺钉式
  Terminal type: P=PCB type, S=solder type, C=rivet type, T=screw type
- 线缆外径：01=2.5––4.5mm 02=4.5––6.0mm ....
  Cable outer diameter: 01=2.5–4.5mm 02=4.5–6.0mm
- 产品芯数：4pin=04P
  Product chip count: 4pin=04P
- 螺丝 / 螺母材质：1= 锌合金 2= 铜 3= 不锈钢 4= 塑胶
  Screw/nut material: 1=zinc alloy 2=copper 3=stainless steel 4=plastic
- 锁紧方式：01= 螺纹式 02= 快速插拔式 03= 塑胶螺纹式 04= 快锁式 05= 六角螺纹式 06= 螺丝不转动式
  Locking method: 01=threaded type 02=quick insert type 03=plastic threaded type 04=quick lock type 05=hexagonal threaded type 06=screw non rotating type
- 产品特性：H: 表示屏蔽，非屏蔽则无编码 ,PE：接地
  Product features: H: indicates shielding, non shielding means no coding, PE: grounded
- 接口防呆类型 A=A Coding B=B Coding
  Interface foolproof type A=A Coding B=B Coding
- 连接类型：L= 直头，R= 弯头
  Connection type: L=straight head, R=elbow
- 插头类别：M= 公头 ,F= 母头
  Plug type: M=male, F=female
- 产品规格：05=M05 06=M06. 08=M08. 12=M12 ....
  Product specifications: 05=M05 06=M06.08=M08.12=M12

M8 – 注塑成型式 – 直头 非屏蔽 – A coding
M8 Overmolded With Cable Plug Unshielded, Straight – A coding

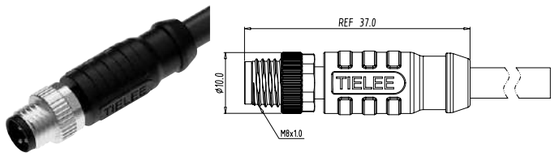

公头 Male

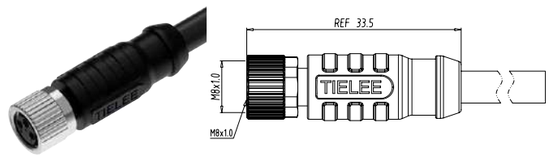

母头 Female

芯数 Numer of Pin	3	4	6	8
认证				
Pin 分布图（公头）				
Pin 分布图（母头）				
接触阻抗 Contact impedance	≤ 5mΩ			
绝缘阻抗 Insulation resistance	≥ 100MΩ			
插拔次数 Numberof plugand unplug cycles	≥ 100			
环境温度 Ambient temperature	–25℃ –80℃			
防护等级 Ingress protection	IP67			
胶芯材质 Rubber core material	PA			
端子材料 Terminal material	铜镀金 Gold–plated Beryllium Copper			
是否屏蔽 Shielding	非屏蔽 Unshielded			
执行标准 Enforce the standard	IEC61076–2–104			
额定电压 Rated voltage	60V		30V	
额定电流 rated current	3A		1.5A	

产品料号

芯数 Numer of Pin	线缆长度 length（M）	公头	母头	公头	母头
		PVC	PUR	PVC	PUR
3	1	TCC–108ML–A011–03P–C1.0–000	TCC–108ML–A011–03P–R1.0–000	TCC–108FL–A011–03P–C1.0–000	TCC–108FL–A011–03P–R1.0–000
	3	TCC–108ML–A011–03P–C3.0–000	TCC–108ML–A011–03P–R3.0–000	TCC–108FL–A011–03P–C3.0–000	TCC–108FL–A011–03P–R3.0–000
	5	TCC–108ML–A011–03P–C5.0–000	TCC–108ML–A011–03P–R5.0–000	TCC–108FL–A011–03P–C5.0–000	TCC–108FL–A011–03P–R5.0–000
4	1	TCC–108ML–A011–04P–C1.0–000	TCC–108ML–A011–04P–R1.0–000	TCC–108FL–A011–04P–C1.0–000	TCC–108FL–A011–04P–R1.0–000
	3	TCC–108ML–A011–04P–C3.0–000	TCC–108ML–A011–04P–R3.0–000	TCC–108FL–A011–04P–C3.0–000	TCC–108FL–A011–04P–R3.0–000
	5	TCC–108ML–A011–04P–C5.0–000	TCC–108ML–A011–04P–R5.0–000	TCC–108FL–A011–04P–C5.0–000	TCC–108FL–A011–04P–R5.0–000
6	1	TCC–108ML–A011–06P–C1.0–000	TCC–108ML–A011–06P–R1.0–000	TCC–108FL–A011–06P–C1.0–000	TCC–108FL–A011–06P–R1.0–000
	3	TCC–108ML–A011–06P–C3.0–000	TCC–108ML–A011–06P–R3.0–000	TCC–108FL–A011–06P–C3.0–000	TCC–108FL–A011–06P–R3.0–000
	5	TCC–108ML–A011–06P–C5.0–000	TCC–108ML–A011–06P–R5.0–000	TCC–108FL–A011–06P–C5.0–000	TCC–108FL–A011–06P–R5.0–000
8	1	TCC–108ML–A011–08P–C1.0–000	TCC–108ML–A011–08P–R1.0–000	TCC–108FL–A011–08P–C1.0–000	TCC–108FL–A011–08P–R1.0–000
	3	TCC–108ML–A011–08P–C3.0–000	TCC–108ML–A011–08P–R3.0–000	TCC–108FL–A011–08P–C3.0–000	TCC–108FL–A011–08P–R3.0–000
	5	TCC–108ML–A011–08P–C5.0–000	TCC–108ML–A011–08P–R5.0–000	TCC–108FL–A011–08P–C5.0–000	TCC–108FL–A011–08P–R5.0–000

芯线颜色和顺序

	Pin 位			
Pin1	1.Brown 棕	1.Brown 棕	1.Brown 棕	1.White 白
Pin2	2.–	2.White 白	2.White 白	2.Brown 棕
Pin3	3.Blue 蓝	3.Blue 蓝	3.Blue 蓝	3.Green 绿
Pin4	4.Black 黑	4.Black 黑	4.Black 黑	4.Yellow 黄
Pin5			5.Gray 灰	5.Gray 灰
Pin6			6.Pink 粉	6.Pink 粉
Pin7				7.Blue 蓝
Pin8				8.Red 红

M8 – 注塑成型式 – 直头 非屏蔽 – B coding
M8 Overmolded with Cable plug Unshielded, Straight – B coding

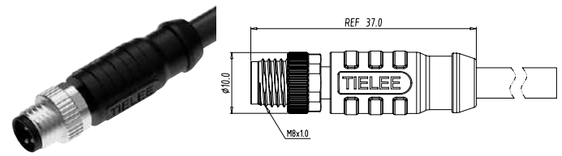

公头 Male

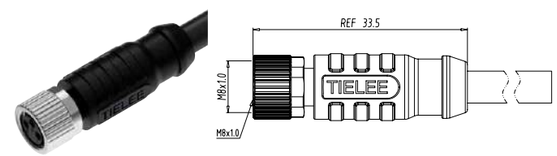

母头 Female

芯数 Numer of Pin	5
认证	
Pin 分布图（公头）	
Pin 分布图（母头）	
接触阻抗 Contact impedance	≤ 5mΩ
绝缘阻抗 Insulation resistance	≥ 100MΩ
插拔次数 Numberof plugand unplug cycles	≥ 100
环境温度 Ambient temperature	–25℃ –80℃
防护等级 Ingress protection	IP67
胶芯材质 Rubber core material	PA
端子材料 Terminal material	铜镀金 Gold–plated Beryllium Copper
是否屏蔽 Shielding	非屏蔽 Unshielded
执行标准 Enforce the standard	IEC61076–2–104
额定电压 Rated voltage	30V
额定电流 rated current	3A

产品料号

芯数 Numer of Pin	线缆长度 length（M）	公头	母头	公头	母头
		PVC	PUR	PVC	PUR
5	1	TCC–108ML–B011–05P–C1.0–000	TCC–108ML–B011–05P–R1.0–000	TCC–108FL–B011–05P–C1.0–000	TCC–108FL–B011–05P–R1.0–000
	3	TCC–108ML–B011–05P–C3.0–000	TCC–108ML–B011–05P–R3.0–000	TCC–108FL–B011–05P–C3.0–000	TCC–108FL–B011–05P–R3.0–000
	5	TCC–108ML–B011–05P–C5.0–000	TCC–108ML–B011–05P–R5.0–000	TCC–108FL–B011–05P–C5.0–000	TCC–108FL–B011–05P–R5.0–000

芯线颜色和顺序

	Pin 位
Pin1	1.Brown 棕
Pin2	2.White 白
Pin3	3.Blue 蓝
Pin4	4.Black 黑
Pin5	5.Gray 灰

M8 – 注塑成型式 – 直头 屏蔽 – A coding
M8 Overmolded With Cable Plug Shielded, Straight – A coding

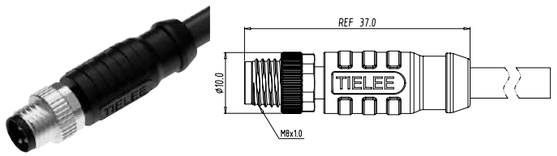

公头 Male

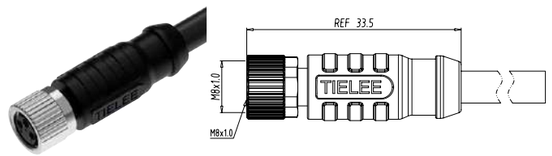

母头 Female

芯数 Numer of Pin	3	4	6	8
认证				
Pin 分布图（公头）				
Pin 分布图（母头）				
接触阻抗 Contact impedance	≤ 5mΩ			
绝缘阻抗 Insulation resistance	≥ 100MΩ			
插拔次数 Numberof plugand unplug cycles	≥ 100			
环境温度 Ambient temperature	–25℃ –80℃			
防护等级 Ingress protection	IP67			
胶芯材质 Rubber core material	PA			
端子材料 Terminal material	铜镀金 Gold–plated Beryllium Copper			
是否屏蔽 Shielding	屏蔽 Shielded			
执行标准 Enforce the standard	IEC61076–2–104			
额定电压 Rated voltage	60V		30V	
额定电流 rated current	3A		1.5A	

产品料号

芯数 Numer of Pin	线缆长度 length（M）	公头	母头	公头	母头
		PVC	PUR	PVC	PUR
3	1	TCC–108ML–AH011–03P–C1.0–000	TCC–108ML–AH011–03P–R1.0–000	TCC–108FL–AH011–03P–C1.0–000	TCC–108FL–AH011–03P–R1.0–000
	3	TCC–108ML–AH011–03P–C3.0–000	TCC–108ML–AH011–03P–R3.0–000	TCC–108FL–AH011–03P–C3.0–000	TCC–108FL–AH011–03P–R3.0–000
	5	TCC–108ML–AH011–03P–C5.0–000	TCC–108ML–AH011–03P–R5.0–000	TCC–108FL–AH011–03P–C5.0–000	TCC–108FL–AH011–03P–R5.0–000
4	1	TCC–108ML–AH011–04P–C1.0–000	TCC–108ML–AH011–04P–R1.0–000	TCC–108FL–AH011–04P–C1.0–000	TCC–108FL–AH011–04P–R1.0–000
	3	TCC–108ML–AH011–04P–C3.0–000	TCC–108ML–AH011–04P–R3.0–000	TCC–108FL–AH011–04P–C3.0–000	TCC–108FL–AH011–04P–R3.0–000
	5	TCC–108ML–AH011–04P–C5.0–000	TCC–108ML–AH011–04P–R5.0–000	TCC–108FL–AH011–04P–C5.0–000	TCC–108FL–AH011–04P–R5.0–000
6	1	TCC–108ML–AH011–06P–C1.0–000	TCC–108ML–AH011–06P–R1.0–000	TCC–108FL–AH011–06P–C1.0–000	TCC–108FL–AH011–06P–R1.0–000
	3	TCC–108ML–AH011–06P–C3.0–000	TCC–108ML–AH011–06P–R3.0–000	TCC–108FL–AH011–06P–C3.0–000	TCC–108FL–AH011–06P–R3.0–000
	5	TCC–108ML–AH011–06P–C5.0–000	TCC–108ML–AH011–06P–R5.0–000	TCC–108FL–AH011–06P–C5.0–000	TCC–108FL–AH011–06P–R5.0–000
8	1	TCC–108ML–AH011–08P–C1.0–000	TCC–108ML–AH011–08P–R1.0–000	TCC–108FL–AH011–08P–C1.0–000	TCC–108FL–AH011–08P–R1.0–000
	3	TCC–108ML–AH011–08P–C3.0–000	TCC–108ML–AH011–08P–R3.0–000	TCC–108FL–AH011–08P–C3.0–000	TCC–108FL–AH011–08P–R3.0–000
	5	TCC–108ML–AH011–08P–C5.0–000	TCC–108ML–AH011–08P–R5.0–000	TCC–108FL–AH011–08P–C5.0–000	TCC–108FL–AH011–08P–R5.0–000

芯线颜色和顺序

	Pin 位			
Pin1	1.Brown 棕	1.Brown 棕	1.Brown 棕	1.White 白
Pin2	2.–	2.White 白	2.White 白	2.Brown 棕
Pin3	3.Blue 蓝	3.Blue 蓝	3.Blue 蓝	3.Green 绿
Pin4	4.Black 黑	4.Black 黑	4.Black 黑	4.Yellow 黄
Pin5			5.Gray 灰	5.Gray 灰
Pin6			6.Pink 粉	6.Pink 粉
Pin7				7.Blue 蓝
Pin8				8.Red 红

M8 – 注塑成型式 – 直头 屏蔽 – B coding
M8 Overmolded With Cable Plug Shielded, Straight – B coding

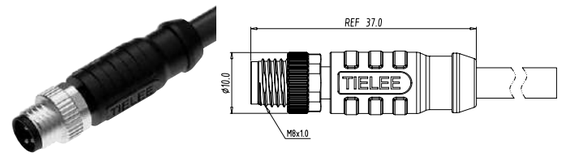

公头 Male

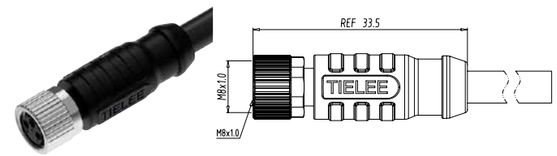

母头 Female

芯数 Numer of Pin	5
认证	
Pin 分布图（公头）	
Pin 分布图（母头）	
接触阻抗 Contact impedance	≤ 5mΩ
绝缘阻抗 Insulation resistance	≥ 100MΩ
插拔次数 Numberof plugand unplug cycles	≥ 100
环境温度 Ambient temperature	–25℃ –80℃
防护等级 Ingress protection	IP67
胶芯材质 Rubber core material	PA
端子材料 Terminal material	铜镀金 Gold–plated Beryllium Copper
是否屏蔽 Shielding	屏蔽 Shielded
执行标准 Enforce the standard	IEC61076–2–104
额定电压 Rated voltage	30V
额定电流 rated current	3A

产品料号

芯数 Numer of Pin	线缆长度 length（M）	公头	母头	公头	母头
		PVC	PUR	PVC	PUR
5	1	TCC–108ML–BH011–05P–C1.0–000	TCC–108ML–BH011–05P–R1.0–000	TCC–108FL–BH011–05P–C1.0–000	TCC–108FL–BH011–05P–R1.0–000
	3	TCC–108ML–BH011–05P–C3.0–000	TCC–108ML–BH011–05P–R3.0–000	TCC–108FL–BH011–05P–C3.0–000	TCC–108FL–BH011–05P–R3.0–000
	5	TCC–108ML–BH011–05P–C5.0–000	TCC–108ML–BH011–05P–R5.0–000	TCC–108FL–BH011–05P–C5.0–000	TCC–108FL–BH011–05P–R5.0–000

芯线颜色和顺序

	Pin 位
Pin1	1.Brown 棕
Pin2	2.White 白
Pin3	3.Blue 蓝
Pin4	4.Black 黑
Pin5	5.Gray 灰

M8 – 注塑成型式 – 弯头 非屏蔽 – A coding
M8 Overmolded with Cable plug Unshielded, Angled – A coding

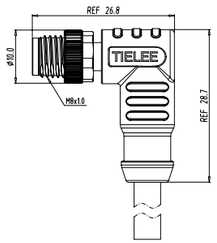

公头 Male

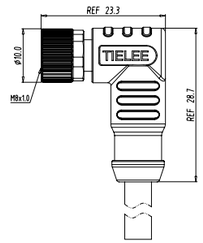

母头 Female

芯数 Numer of Pin	3	4	6	8
认证				
Pin 分布图（公头）				
Pin 分布图（母头）				
接触阻抗 Contact impedance	≤ 5mΩ			
绝缘阻抗 Insulation resistance	≥ 100MΩ			
插拔次数 Numberof plugand unplug cycles	≥ 100			
环境温度 Ambient temperature	–25℃ –80℃			
防护等级 Ingress protection	IP67			
胶芯材质 Rubber core material	PA			
端子材料 Terminal material	铜镀金 Gold–plated Beryllium Copper			
是否屏蔽 Shielding	非屏蔽 Unshielded			
执行标准 Enforce the standard	IEC61076–2–104			
额定电压 Rated voltage	60V		30V	
额定电流 rated current	3A		1.5A	

产品料号

芯数 Numer of Pin	线缆长度 length（M）	公头	母头	公头	母头
		PVC	PUR	PVC	PUR
3	1	TCC–108MR–A011–03P–C1.0–000	TCC–108MR–A011–03P–R1.0–000	TCC–108FR–A011–03P–C1.0–000	TCC–108FR–A011–03P–R1.0–000
	3	TCC–108MR–A011–03P–C3.0–000	TCC–108MR–A011–03P–R3.0–000	TCC–108FR–A011–03P–C3.0–000	TCC–108FR–A011–03P–R3.0–000
	5	TCC–108MR–A011–03P–C5.0–000	TCC–108MR–A011–03P–R5.0–000	TCC–108FR–A011–03P–C5.0–000	TCC–108FR–A011–03P–R5.0–000
4	1	TCC–108MR–A011–04P–C1.0–000	TCC–108MR–A011–04P–R1.0–000	TCC–108FR–A011–04P–C1.0–000	TCC–108FR–A011–04P–R1.0–000
	3	TCC–108MR–A011–04P–C3.0–000	TCC–108MR–A011–04P–R3.0–000	TCC–108FR–A011–04P–C3.0–000	TCC–108FR–A011–04P–R3.0–000
	5	TCC–108MR–A011–04P–C5.0–000	TCC–108MR–A011–04P–R5.0–000	TCC–108FR–A011–04P–C5.0–000	TCC–108FR–A011–04P–R5.0–000
6	1	TCC–108MR–A011–06P–C1.0–000	TCC–108MR–A011–06P–R1.0–000	TCC–108FR–A011–06P–C1.0–000	TCC–108FR–A011–06P–R1.0–000
	3	TCC–108MR–A011–06P–C3.0–000	TCC–108MR–A011–06P–R3.0–000	TCC–108FR–A011–06P–C3.0–000	TCC–108FR–A011–06P–R3.0–000
	5	TCC–108MR–A011–06P–C5.0–000	TCC–108MR–A011–06P–R5.0–000	TCC–108FR–A011–06P–C5.0–000	TCC–108FR–A011–06P–R5.0–000
8	1	TCC–108MR–A011–08P–C1.0–000	TCC–108MR–A011–08P–R1.0–000	TCC–108FR–A011–08P–C1.0–000	TCC–108FR–A011–08P–R1.0–000
	3	TCC–108MR–A011–08P–C3.0–000	TCC–108MR–A011–08P–R3.0–000	TCC–108FR–A011–08P–C3.0–000	TCC–108FR–A011–08P–R3.0–000
	5	TCC–108MR–A011–08P–C5.0–000	TCC–108MR–A011–08P–R5.0–000	TCC–108FR–A011–08P–C5.0–000	TCC–108FR–A011–08P–R5.0–000

芯线颜色和顺序

	Pin 位			
Pin1	1.Brown 棕	1.Brown 棕	1.Brown 棕	1.White 白
Pin2	2.–	2.White 白	2.White 白	2.Brown 棕
Pin3	3.Blue 蓝	3.Blue 蓝	3.Blue 蓝	3.Green 绿
Pin4	4.Black 黑	4.Black 黑	4.Black 黑	4.Yellow 黄
Pin5			5.Gray 灰	5.Gray 灰
Pin6			6.Pink 粉	6.Pink 粉
Pin7				7.Blue 蓝
Pin8				8.Red 红

M8 – 注塑成型式 – 弯头 非屏蔽 – B coding
M8 Overmolded with Cable plug Unshielded, Angled – B coding

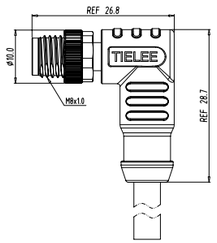

公头 Male

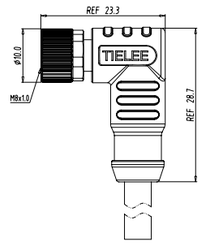

母头 Female

芯数 Numer of Pin	5
认证	
Pin 分布图（公头）	
Pin 分布图（母头）	
接触阻抗 Contact impedance	≤ 5mΩ
绝缘阻抗 Insulation resistance	≥ 100MΩ
插拔次数 Numberof plugand unplug cycles	≥ 100
环境温度 Ambient temperature	–25℃ –80℃
防护等级 Ingress protection	IP67
胶芯材质 Rubber core material	PA
端子材料 Terminal material	铜镀金 Gold–plated Beryllium Copper
是否屏蔽 Shielding	非屏蔽 Unshielded
执行标准 Enforce the standard	IEC61076–2–104
额定电压 Rated voltage	30V
额定电流 rated current	3A

产品料号

芯数 Numer of Pin	线缆长度 length（M）	公头	母头	公头	母头
		PVC	PUR	PVC	PUR
5	1	TCC–108MR–B011–05P–C1.0–000	TCC–108MR–B011–05P–R1.0–000	TCC–108FR–B011–05P–C1.0–000	TCC–108FR–B011–05P–R1.0–000
	3	TCC–108MR–B011–05P–C3.0–000	TCC–108MR–B011–05P–R3.0–000	TCC–108FR–B011–05P–C3.0–000	TCC–108FR–B011–05P–R3.0–000
	5	TCC–108MR–B011–05P–C5.0–000	TCC–108MR–B011–05P–R5.0–000	TCC–108FR–B011–05P–C5.0–000	TCC–108FR–B011–05P–R5.0–000

芯线颜色和顺序

	Pin 位
Pin1	1.Brown 棕
Pin2	2.White 白
Pin3	3.Blue 蓝
Pin4	4.Black 黑
Pin5	5.Gray 灰

M8 – 注塑成型式 – 弯头 屏蔽 – A coding
M8 Overmolded with Cable plug Shielded, Angled – A coding


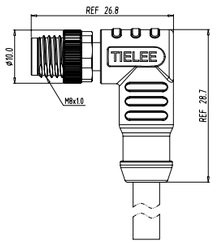

公头 Male


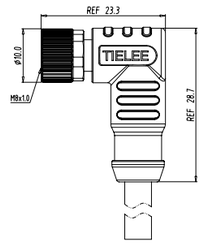

母头 Female

芯数 Numer of Pin	3	4	6	8
认证				
Pin 分布图（公头）				
Pin 分布图（母头）				
接触阻抗 Contact impedance	≤ 5mΩ			
绝缘阻抗 Insulation resistance	≥ 100MΩ			
插拔次数 Numberof plugand unplug cycles	≥ 100			
环境温度 Ambient temperature	–25℃ –80℃			
防护等级 Ingress protection	IP67			
胶芯材质 Rubber core material	PA			
端子材料 Terminal material	铜镀金 Gold–plated Beryllium Copper			
是否屏蔽 Shielding	屏蔽 Shielded			
执行标准 Enforce the standard	IEC61076–2–104			
额定电压 Rated voltage	60V		30V	
额定电流 rated current	3A		1.5A	

产品料号

芯数 Numer of Pin	线缆长度 length（M）	公头	母头	公头	母头
		PVC	PUR	PVC	PUR
3	1	TCC–108MR–AH011–03P–C1.0–000	TCC–108MR–AH011–03P–R1.0–000	TCC–108FR–AH011–03P–C1.0–000	TCC–108FR–AH011–03P–R1.0–000
	3	TCC–108MR–AH011–03P–C3.0–000	TCC–108MR–AH011–03P–R3.0–000	TCC–108FR–AH011–03P–C3.0–000	TCC–108FR–AH011–03P–R3.0–000
	5	TCC–108MR–AH011–03P–C5.0–000	TCC–108MR–AH011–03P–R5.0–000	TCC–108FR–AH011–03P–C5.0–000	TCC–108FR–AH011–03P–R5.0–000
4	1	TCC–108MR–AH011–04P–C1.0–000	TCC–108MR–AH011–04P–R1.0–000	TCC–108FR–AH011–04P–C1.0–000	TCC–108FR–AH011–04P–R1.0–000
	3	TCC–108MR–AH011–04P–C3.0–000	TCC–108MR–AH011–04P–R3.0–000	TCC–108FR–AH011–04P–C3.0–000	TCC–108FR–AH011–04P–R3.0–000
	5	TCC–108MR–AH011–04P–C5.0–000	TCC–108MR–AH011–04P–R5.0–000	TCC–108FR–AH011–04P–C5.0–000	TCC–108FR–AH011–04P–R5.0–000
6	1	TCC–108MR–AH011–06P–C1.0–000	TCC–108MR–AH011–06P–R1.0–000	TCC–108FR–AH011–06P–C1.0–000	TCC–108FR–AH011–06P–R1.0–000
	3	TCC–108MR–AH011–06P–C3.0–000	TCC–108MR–AH011–06P–R3.0–000	TCC–108FR–AH011–06P–C3.0–000	TCC–108FR–AH011–06P–R3.0–000
	5	TCC–108MR–AH011–06P–C5.0–000	TCC–108MR–AH011–06P–R5.0–000	TCC–108FR–AH011–06P–C5.0–000	TCC–108FR–AH011–06P–R5.0–000
8	1	TCC–108MR–AH011–08P–C1.0–000	TCC–108MR–AH011–08P–R1.0–000	TCC–108FR–AH011–08P–C1.0–000	TCC–108FR–AH011–08P–R1.0–000
	3	TCC–108MR–AH011–08P–C3.0–000	TCC–108MR–AH011–08P–R3.0–000	TCC–108FR–AH011–08P–C3.0–000	TCC–108FR–AH011–08P–R3.0–000
	5	TCC–108MR–AH011–08P–C5.0–000	TCC–108MR–AH011–08P–R5.0–000	TCC–108FR–AH011–08P–C5.0–000	TCC–108FR–AH011–08P–R5.0–000

芯线颜色和顺序

	Pin 位			
Pin1	1.Brown 棕	1.Brown 棕	1.Brown 棕	1.White 白
Pin2	2.–	2.White 白	2.White 白	2.Brown 棕
Pin3	3.Blue 蓝	3.Blue 蓝	3.Blue 蓝	3.Green 绿
Pin4	4.Black 黑	4.Black 黑	4.Black 黑	4.Yellow 黄
Pin5			5.Gray 灰	5.Gray 灰
Pin6			6.Pink 粉	6.Pink 粉
Pin7				7.Blue 蓝
Pin8				8.Red 红

M8 – 注塑成型式 – 弯头 屏蔽 – B coding
M8 Overmolded with Cable plug Shielded, Angled – B coding


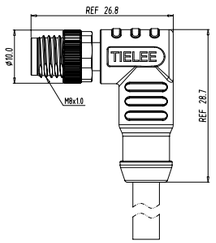

公头 Male


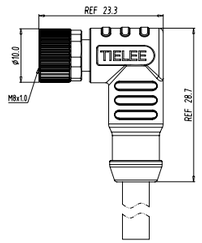

母头 Female

芯数 Numer of Pin	5
认证	
Pin 分布图（公头）	
Pin 分布图（母头）	
接触阻抗 Contact impedance	≤ 5mΩ
绝缘阻抗 Insulation resistance	≥ 100MΩ
插拔次数 Numberof plugand unplug cycles	≥ 100
环境温度 Ambient temperature	–25℃ –80℃
防护等级 Ingress protection	IP67
胶芯材质 Rubber core material	PA
端子材料 Terminal material	铜镀金 Gold–plated Beryllium Copper
是否屏蔽 Shielding	屏蔽 Shielded
执行标准 Enforce the standard	IEC61076–2–104
额定电压 Rated voltage	30V
额定电流 rated current	3A

产品料号

芯数 Numer of Pin	线缆长度 length（M）	公头	母头	公头	母头
		PVC	PUR	PVC	PUR
5	1	TCC–108MR–BH011–05P–C1.0–000	TCC–108MR–BH011–05P–R1.0–000	TCC–108FR–BH011–05P–C1.0–000	TCC–108FR–BH011–05P–R1.0–000
	3	TCC–108MR–BH011–05P–C3.0–000	TCC–108MR–BH011–05P–R3.0–000	TCC–108FR–BH011–05P–C3.0–000	TCC–108FR–BH011–05P–R3.0–000
	5	TCC–108MR–BH011–05P–C5.0–000	TCC–108MR–BH011–05P–R5.0–000	TCC–108FR–BH011–05P–C5.0–000	TCC–108FR–BH011–05P–R5.0–000

芯线颜色和顺序

	Pin 位
Pin1	1.Brown 棕
Pin2	2.White 白
Pin3	3.Blue 蓝
Pin4	4.Black 黑
Pin5	5.Gray 灰

M8 – 面板式 焊接式 前锁安装 焊电子线 – A coding
M8 Panel Mount Recptacle, Front Mounting, Welded Electronic – A coding

M8 – 面板式
建议开孔尺寸
M8 Panel Mounting Panel Cut

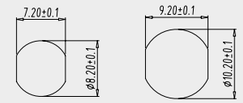

M8 – 公头面板式
M8 Male Panel Mount

M5 – 母头面板式
M8 Female Panel Mount

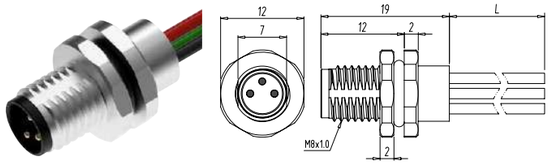

公头 Male

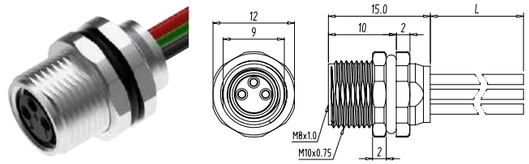

母头 Female

芯数 Numer of Pin	3	4	6	8
认证				
Pin 分布图（公头）				
Pin 分布图（母头）				
接触阻抗 Contact impedance	≤ 5mΩ			
绝缘阻抗 Insulation resistance	≥ 100MΩ			
插拔次数 Numberof plugand unplug cycles	≥ 100			
环境温度 Ambient temperature	–25℃ –80℃			
防护等级 Ingress protection	IP67			
胶芯材质 Rubber core material	PA			
端子材料 Terminal material	铜镀金 Gold–plated Beryllium Copper			
是否屏蔽 Shielding	非屏蔽 Unshielded			
执行标准 Enforce the standard	IEC61076–2–104			
额定电压 Rated voltage	60V		30V	
额定电流 rated current	3A		1.5A	

产品料号

芯数 Numer of Pin	线缆长度 length（M）	公头	母头
		PVC	PVC
3	1	TCC–208ML–A012–03P–QS–D1.0–0	TCC–208FL–A012–03P–QS–D1.0–0
	3	TCC–208ML–A012–03P–QS–D3.0–0	TCC–208FL–A012–03P–QS–D3.0–0
	5	TCC–208ML–A012–03P–QS–D5.0–0	TCC–208FL–A012–03P–QS–D5.0–0
4	1	TCC–208ML–A012–04P–QS–D1.0–0	TCC–208FL–A012–04P–QS–D1.0–0
	3	TCC–208ML–A012–04P–QS–D3.0–0	TCC–208FL–A012–04P–QS–D3.0–0
	5	TCC–208ML–A012–04P–QS–D5.0–0	TCC–208FL–A012–04P–QS–D5.0–0
6	1	TCC–208ML–A012–06P–QS–D1.0–0	TCC–208FL–A012–06P–QS–D1.0–0
	3	TCC–208ML–A012–06P–QS–D3.0–0	TCC–208FL–A012–06P–QS–D3.0–0
	5	TCC–208ML–A012–06P–QS–D5.0–0	TCC–208FL–A012–06P–QS–D5.0–0
8	1	TCC–208ML–A012–08P–QS–D1.0–0	TCC–208FL–A012–08P–QS–D1.0–0
	3	TCC–208ML–A012–08P–QS–D3.0–0	TCC–208FL–A012–08P–QS–D3.0–0
	5	TCC–208ML–A012–08P–QS–D5.0–0	TCC–208FL–A012–08P–QS–D5.0–0

芯线颜色和顺序

	Pin 位			
Pin1	1.Brown 棕	1.Brown 棕	1.Brown 棕	1.White 白
Pin2	2.–	2.White 白	2.White 白	2.Brown 棕
Pin3	3.Blue 蓝	3.Blue 蓝	3.Blue 蓝	3.Green 绿
Pin4	4.Black 黑	4.Black 黑	4.Black 黑	4.Yellow 黄
Pin5			5.Gray 灰	5.Gray 灰
Pin6			6.Pink 粉	6.Pink 粉
Pin7				7.Blue 蓝
Pin8				8.Red 红

M8 – 面板式 焊接式 前锁安装 焊电子线 – B coding
M8 Panel Mount Recptacle, Front Mounting, Welded Electronic – B coding

M8 – 面板式
建议开孔尺寸
M8 Panel Mounting Panel Cut

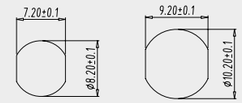

M8 – 公头面板式
M8 Male Panel Mount

M5 – 母头面板式
M8 Female Panel Mount

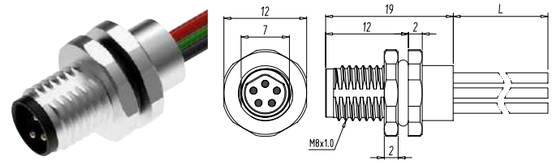

公头 Male

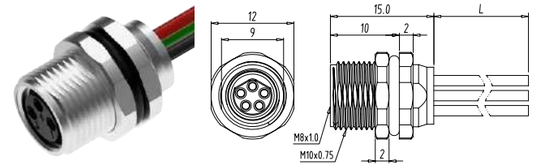

母头 Female

芯数 Numer of Pin	5
认证	
Pin 分布图（公头）	
Pin 分布图（母头）	
接触阻抗 Contact impedance	≤ 5mΩ
绝缘阻抗 Insulation resistance	≥ 100MΩ
插拔次数 Numberof plugand unplug cycles	≥ 100
环境温度 Ambient temperature	–25℃ –80℃
防护等级 Ingress protection	IP67
胶芯材质 Rubber core material	PA
端子材料 Terminal material	铜镀金 Gold–plated Beryllium Copper
是否屏蔽 Shielding	非屏蔽 Unshielded
执行标准 Enforce the standard	IEC61076–2–104
额定电压 Rated voltage	30V
额定电流 rated current	3A

产品料号

芯数 Numer of Pin	线缆长度 length（M）	公头	母头
		PVC	PVC
5	1	TCC–208ML–B012–05P–QS–D1.0–0	TCC–208FL–B012–05P–QS–D1.0–0
	3	TCC–208ML–B012–05P–QS–D3.0–0	TCC–208FL–B012–05P–QS–D3.0–0
	5	TCC–208ML–B012–05P–QS–D5.0–0	TCC–208FL–B012–05P–QS–D5.0–0

芯线颜色和顺序

	Pin 位
Pin1	1.Brown 棕
Pin2	2.White 白
Pin3	3.Blue 蓝
Pin4	4.Black 黑
Pin5	5.Gray 灰

M8 – 面板式 焊接式 前锁安装 屏蔽线缆 – A coding
M8 Panel Mount Recptacle, Front Mounting, Shielded line – A coding

M8 – 面板式
建议开孔尺寸
M8 Panel Mounting Panel Cut

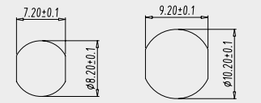

M8 – 公头面板式
M8 Male Panel Mount

M5 – 母头面板式
M8 Female Panel Mount

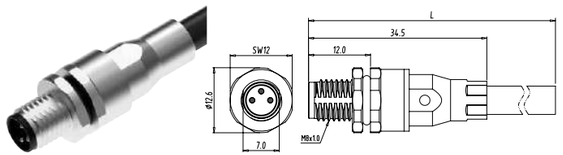

公头 Male

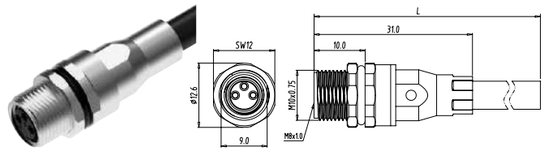

母头 Female

芯数 Numer of Pin	3	4	6	8
认证				
Pin 分布图（公头）				
Pin 分布图（母头）				
接触阻抗 Contact impedance	≤ 5mΩ			
绝缘阻抗 Insulation resistance	≥ 100MΩ			
插拔次数 Numberof plugand unplug cycles	≥ 100			
环境温度 Ambient temperature	–25℃ –80℃			
防护等级 Ingress protection	IP67			
胶芯材质 Rubber core material	PA			
端子材料 Terminal material	铜镀金 Gold–plated Beryllium Copper			
是否屏蔽 Shielding	屏蔽 Shielded			
执行标准 Enforce the standard	IEC61076–2–104			
额定电压 Rated voltage	60V		30V	
额定电流 rated current	3A		1.5A	

产品料号

芯数 Numer of Pin	线缆长度 length（M）	公头	母头	公头	母头
		PVC	PUR	PVC	PUR
3	1	TCC–208ML–AH012–03P–QS–C1.0–00	TCC–208ML–AH012–03P–QS–R1.0–00	TCC–208FL–AH012–03P–QS–C1.0–00	TCC–208FL–AH012–03P–QS–R1.0–00
	3	TCC–208ML–AH012–03P–QS–C3.0–00	TCC–208ML–AH012–03P–QS–R3.0–00	TCC–208FL–AH012–03P–QS–C3.0–00	TCC–208FL–AH012–03P–QS–R3.0–00
	5	TCC–208ML–AH012–03P–QS–C5.0–00	TCC–208ML–AH012–03P–QS–R5.0–00	TCC–208FL–AH012–03P–QS–C5.0–00	TCC–208FL–AH012–03P–QS–R5.0–00
4	1	TCC–208ML–AH012–04P–QS–C1.0–00	TCC–208ML–AH012–04P–QS–R1.0–00	TCC–208FL–AH012–04P–QS–C1.0–00	TCC–208FL–AH012–04P–QS–R1.0–00
	3	TCC–208ML–AH012–04P–QS–C3.0–00	TCC–208ML–AH012–04P–QS–R3.0–00	TCC–208FL–AH012–04P–QS–C3.0–00	TCC–208FL–AH012–04P–QS–R3.0–00
	5	TCC–208ML–AH012–04P–QS–C5.0–00	TCC–208ML–AH012–04P–QS–R5.0–00	TCC–208FL–AH012–04P–QS–C5.0–00	TCC–208FL–AH012–04P–QS–R5.0–00
6	1	TCC–208ML–AH012–06P–QS–C1.0–00	TCC–208ML–AH012–06P–QS–R1.0–00	TCC–208FL–AH012–06P–QS–C1.0–00	TCC–208FL–AH012–06P–QS–R1.0–00
	3	TCC–208ML–AH012–06P–QS–C3.0–00	TCC–208ML–AH012–06P–QS–R3.0–00	TCC–208FL–AH012–06P–QS–C3.0–00	TCC–208FL–AH012–06P–QS–R3.0–00
	5	TCC–208ML–AH012–06P–QS–C5.0–00	TCC–208ML–AH012–06P–QS–R5.0–00	TCC–208FL–AH012–06P–QS–C5.0–00	TCC–208FL–AH012–06P–QS–R5.0–00
8	1	TCC–208ML–AH012–08P–QS–C1.0–00	TCC–208ML–AH012–08P–QS–R1.0–00	TCC–208FL–AH012–08P–QS–C1.0–00	TCC–208FL–AH012–08P–QS–R1.0–00
	3	TCC–208ML–AH012–08P–QS–C3.0–00	TCC–208ML–AH012–08P–QS–R3.0–00	TCC–208FL–AH012–08P–QS–C3.0–00	TCC–208FL–AH012–08P–QS–R3.0–00
	5	TCC–208ML–AH012–08P–QS–C5.0–00	TCC–208ML–AH012–08P–QS–R5.0–00	TCC–208FL–AH012–08P–QS–C5.0–00	TCC–208FL–AH012–08P–QS–R5.0–00

芯线颜色和顺序

	Pin 位			
Pin1	1.Brown 棕	1.Brown 棕	1.Brown 棕	1.White 白
Pin2	2.–	2.White 白	2.White 白	2.Brown 棕
Pin3	3.Blue 蓝	3.Blue 蓝	3.Blue 蓝	3.Green 绿
Pin4	4.Black 黑	4.Black 黑	4.Black 黑	4.Yellow 黄
Pin5			5.Gray 灰	5.Gray 灰
Pin6			6.Pink 粉	6.Pink 粉
Pin7				7.Blue 蓝
Pin8				8.Red 红

M8 – 面板式 焊接式 前锁安装 屏蔽线缆 – B coding
M8 Panel Mount Recptacle, Front Mounting, Shielded Line – B coding

M8 – 面板式
建议开孔尺寸
M8 Panel Mounting Panel Cut

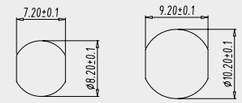

M8 – 公头面板式
M8 Male Panel Mount

M5 – 母头面板式
M8 Female Panel Mount

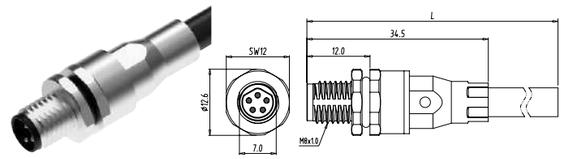

公头 Male

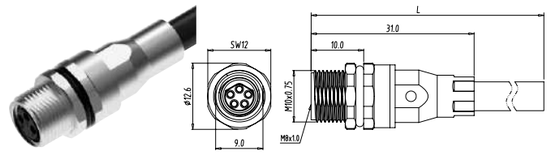

母头 Female

芯数 Numer of Pin	5
认证	
Pin 分布图（公头）	
Pin 分布图（母头）	
接触阻抗 Contact impedance	≤ 5mΩ
绝缘阻抗 Insulation resistance	≥ 100MΩ
插拔次数 Numberof plugand unplug cycles	≥ 100
环境温度 Ambient temperature	–25℃ –80℃
防护等级 Ingress protection	IP67
胶芯材质 Rubber core material	PA
端子材料 Terminal material	铜镀金 Gold–plated Beryllium Copper
是否屏蔽 Shielding	屏蔽 Shielded
执行标准 Enforce the standard	IEC61076–2–104
额定电压 Rated voltage	30V
额定电流 rated current	3A

产品料号

芯数 Numer of Pin	线缆长度 length（M）	公头	母头	公头	母头
		PVC	PUR	PVC	PUR
5	1	TCC–208ML–BH012–05P–QS–C1.0–00	TCC–208ML–BH012–05P–QS–R1.0–00	TCC–208FL–BH012–05P–QS–C1.0–00	TCC–208FL–BH012–05P–QS–R1.0–00
	3	TCC–208ML–BH012–05P–QS–C3.0–00	TCC–208ML–BH012–05P–QS–R3.0–00	TCC–208FL–BH012–05P–QS–C3.0–00	TCC–208FL–BH012–05P–QS–R3.0–00
	5	TCC–208ML–BH012–05P–QS–C5.0–00	TCC–208ML–BH012–05P–QS–R5.0–00	TCC–208FL–BH012–05P–QS–C5.0–00	TCC–208FL–BH012–05P–QS–R5.0–00

芯线颜色和顺序

	Pin 位
Pin1	1.Brown 棕
Pin2	2.White 白
Pin3	3.Blue 蓝
Pin4	4.Black 黑
Pin5	5.Gray 灰

M8 – 面板式 焊接式 前锁安装 – A coding
M8 Panel Mount Recptacle, Front Mounting – A coding

M8 – 面板式
建议开孔尺寸
M8 Panel Mounting Panel Cut

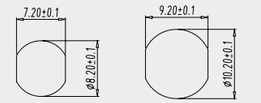

M8 – 公头面板式
M8 Male Panel Mount

M5 – 母头面板式
M8 Female Panel Mount

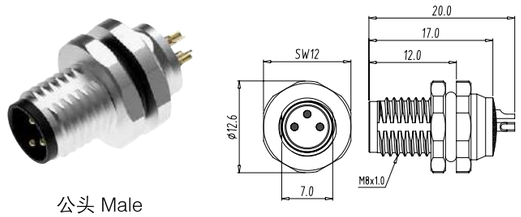

公头 Male

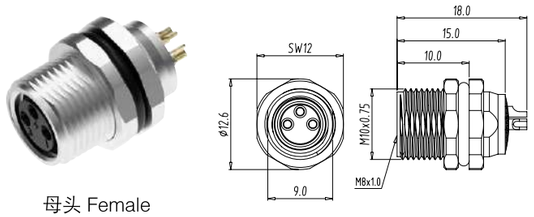

母头 Female

芯数 Numer of Pin	3	4	6	8
认证				
Pin 分布图（公头）				
Pin 分布图（母头）				
接触阻抗 Contact impedance	≤ 5mΩ			
绝缘阻抗 Insulation resistance	≥ 100MΩ			
插拔次数 Numberof plugand unplug cycles	≥ 100			
环境温度 Ambient temperature	–25℃ –80℃			
防护等级 Ingress protection	IP67			
胶芯材质 Rubber core material	PA			
端子材料 Terminal material	铜镀金 Gold–plated Beryllium Copper			
是否屏蔽 Shielding	非屏蔽 Unshielded			
执行标准 Enforce the standard	IEC61076–2–104			
额定电压 Rated voltage	60V		30V	
额定电流 rated current	3A		1.5A	

产品料号

芯数 Numer of Pin	线缆长度 length（M）	公头	母头
		无线缆 CableLess	无线缆 CableLess
3		TCC–208ML–A012–03P–QS–0	TCC–208FL–A012–03P–QS–0
4		TCC–208ML–A012–04P–QS–0	TCC–208FL–A012–04P–QS–0
6		TCC–208ML–A012–06P–QS–0	TCC–208FL–A012–06P–QS–0
8		TCC–208ML–A012–08P–QS–0	TCC–208FL–A012–08P–QS–0

M8 – 面板式 焊接式 前锁安装 – B coding
M8 Panel Mount Recptacle, Front Mounting – B coding

M8 – 面板式
建议开孔尺寸
M8 Panel Mounting Panel Cut

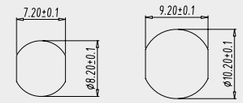

M8 – 公头面板式
M8 Male Panel Mount

M5 – 母头面板式
M8 Female Panel Mount

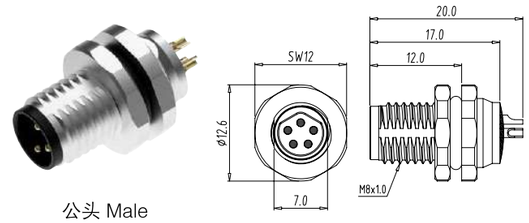

公头 Male

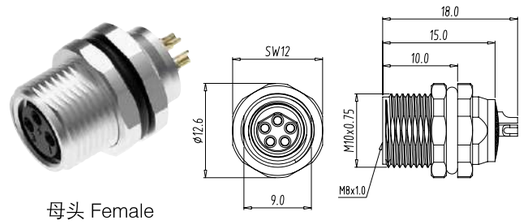

母头 Female

芯数 Numer of Pin	5
认证	
Pin 分布图（公头）	
Pin 分布图（母头）	
接触阻抗 Contact impedance	≤ 5mΩ
绝缘阻抗 Insulation resistance	≥ 100MΩ
插拔次数 Numberof plugand unplug cycles	≥ 100
环境温度 Ambient temperature	–25℃ –80℃
防护等级 Ingress protection	IP67
胶芯材质 Rubber core material	PA
端子材料 Terminal material	铜镀金 Gold–plated Beryllium Copper
是否屏蔽 Shielding	非屏蔽 Unshielded
执行标准 Enforce the standard	IEC61076–2–104
额定电压 Rated voltage	30V
额定电流 rated current	3A

产品料号

芯数 Numer of Pin	线缆长度 length（M）	公头	母头
		无线缆 CableLess	无线缆 CableLess
5		TCC–208ML–B012–05P–QS–0	TCC–208FL–B012–05P–QS–0

M8 – 面板式 焊接式 后锁安装 焊电子线 – A coding
M8 Panel Mount Recptacle, Rear Mounting, Welded Electroni – A coding

M8 – 面板式
建议开孔尺寸
M8 Panel Mounting Panel Cut

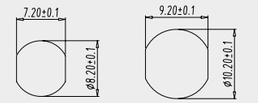

M8 – 公头面板式
M8 Male Panel Mount

M5 – 母头面板式
M8 Female Panel Mount

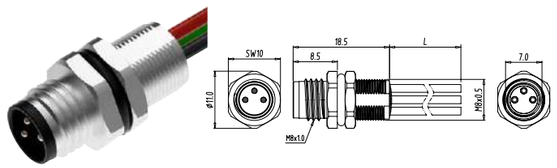

公头 Male

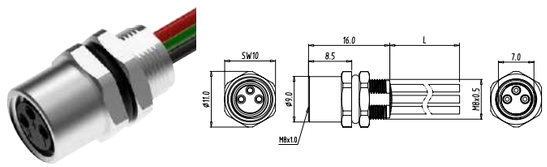

母头 Female

芯数 Numer of Pin	3	4	6	8
认证				
Pin 分布图（公头）				
Pin 分布图（母头）				
接触阻抗 Contact impedance	≤ 5mΩ			
绝缘阻抗 Insulation resistance	≥ 100MΩ			
插拔次数 Numberof plugand unplug cycles	≥ 100			
环境温度 Ambient temperature	–25℃ –80℃			
防护等级 Ingress protection	IP67			
胶芯材质 Rubber core material	PA			
端子材料 Terminal material	铜镀金 Gold–plated Beryllium Copper			
是否屏蔽 Shielding	非屏蔽 Unshielded			
执行标准 Enforce the standard	IEC61076–2–104			
额定电压 Rated voltage	60V		30V	
额定电流 rated current	3A		1.5A	

产品料号

芯数 Numer of Pin	线缆长度 length（M）	公头	母头
		PVC	PVC
3	1	TCC–208ML–A012–03P–HS–D1.0–0	TCC–208FL–A012–03P–HS–D1.0–0
	3	TCC–208ML–A012–03P–HS–D3.0–0	TCC–208FL–A012–03P–HS–D3.0–0
	5	TCC–208ML–A012–03P–HS–D5.0–0	TCC–208FL–A012–03P–HS–D5.0–0
4	1	TCC–208ML–A012–04P–HS–D1.0–0	TCC–208FL–A012–04P–HS–D1.0–0
	3	TCC–208ML–A012–04P–HS–D3.0–0	TCC–208FL–A012–04P–HS–D3.0–0
	5	TCC–208ML–A012–04P–HS–D5.0–0	TCC–208FL–A012–04P–HS–D5.0–0
6	1	TCC–208ML–A012–06P–HS–D1.0–0	TCC–208FL–A012–06P–HS–D1.0–0
	3	TCC–208ML–A012–06P–HS–D3.0–0	TCC–208FL–A012–06P–HS–D3.0–0
	5	TCC–208ML–A012–06P–HS–D5.0–0	TCC–208FL–A012–06P–HS–D5.0–0
8	1	TCC–208ML–A012–08P–HS–D1.0–0	TCC–208FL–A012–08P–HS–D1.0–0
	3	TCC–208ML–A012–08P–HS–D3.0–0	TCC–208FL–A012–08P–HS–D3.0–0
	5	TCC–208ML–A012–08P–HS–D5.0–0	TCC–208FL–A012–08P–HS–D5.0–0

芯线颜色和顺序

	Pin 位			
Pin1	1.Brown 棕	1.Brown 棕	1.Brown 棕	1.White 白
Pin2	2.–	2.White 白	2.White 白	2.Brown 棕
Pin3	3.Blue 蓝	3.Blue 蓝	3.Blue 蓝	3.Green 绿
Pin4	4.Black 黑	4.Black 黑	4.Black 黑	4.Yellow 黄
Pin5			5.Gray 灰	5.Gray 灰
Pin6			6.Pink 粉	6.Pink 粉
Pin7				7.Blue 蓝
Pin8				8.Red 红

M8 – 面板式 焊接式 后锁安装 焊电子线 – B coding
M8 Panel Mount Recptacle, Rear Mounting, Welded Electronic – B coding

M8 – 面板式
建议开孔尺寸
M8 Panel Mounting Panel Cut

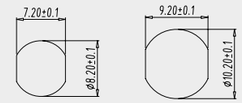

M8 – 公头面板式
M8 Male Panel Mount

M5 – 母头面板式
M8 Female Panel Mount

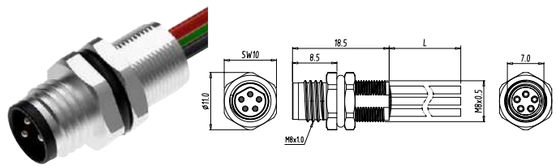

公头 Male

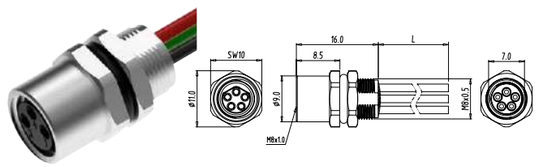

母头 Female

芯数 Numer of Pin	5
认证	
Pin 分布图（公头）	
Pin 分布图（母头）	
接触阻抗 Contact impedance	≤ 5mΩ
绝缘阻抗 Insulation resistance	≥ 100MΩ
插拔次数 Numberof plugand unplug cycles	≥ 100
环境温度 Ambient temperature	–25℃ –80℃
防护等级 Ingress protection	IP67
胶芯材质 Rubber core material	PA
端子材料 Terminal material	铜镀金 Gold–plated Beryllium Copper
是否屏蔽 Shielding	非屏蔽 Unshielded
执行标准 Enforce the standard	IEC61076–2–104
额定电压 Rated voltage	30V
额定电流 rated current	3A

产品料号

芯数 Numer of Pin	线缆长度 length（M）	公头	母头
		PVC	PVC
5	1	TCC–208ML–B012–05P–HS–D1.0–0	TCC–208FL–B012–05P–HS–D1.0–0
	3	TCC–208ML–B012–05P–HS–D3.0–0	TCC–208FL–B012–05P–HS–D3.0–0
	5	TCC–208ML–B012–05P–HS–D5.0–0	TCC–208FL–B012–05P–HS–D5.0–0

芯线颜色和顺序

	Pin 位
Pin1	1.Brown 棕
Pin2	2.White 白
Pin3	3.Blue 蓝
Pin4	4.Black 黑
Pin5	5.Gray 灰

M8 – 面板式 焊接式 后锁安装 – A coding
M8 Panel Mount Recptacle, Rear Mounting – A coding

M8 – 面板式
建议开孔尺寸
M8 Panel Mounting Panel Cut

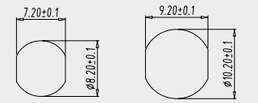

M8 – 公头面板式
M8 Male Panel Mount

M5 – 母头面板式
M8 Female Panel Mount

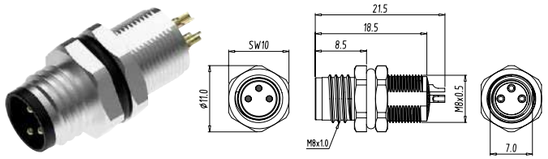

公头 Male

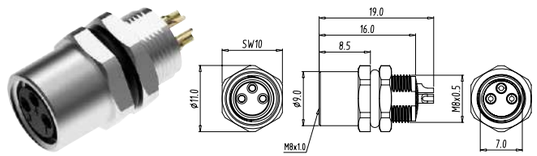

母头 Female

芯数 Numer of Pin	3	4	6	8
认证				
Pin 分布图（公头）				
Pin 分布图（母头）				
接触阻抗 Contact impedance	≤ 5mΩ			
绝缘阻抗 Insulation resistance	≥ 100MΩ			
插拔次数 Numberof plugand unplug cycles	≥ 100			
环境温度 Ambient temperature	–25℃ –80℃			
防护等级 Ingress protection	IP67			
胶芯材质 Rubber core material	PA			
端子材料 Terminal material	铜镀金 Gold–plated Beryllium Copper			
是否屏蔽 Shielding	非屏蔽 UnShielded			
执行标准 Enforce the standard	IEC61076–2–104			
额定电压 Rated voltage	60V		30V	
额定电流 rated current	3A		1.5A	

产品料号

芯数 Numer of Pin	线缆长度 length（M）	公头	母头
		无线缆 CableLess	无线缆 CableLess
3		TCC–208ML–A012–03P–HS–0	TCC–208FL–A012–03P–HS–0
4		TCC–208ML–A012–04P–HS–0	TCC–208FL–A012–04P–HS–0
6		TCC–208ML–A012–06P–HS–0	TCC–208FL–A012–06P–HS–0
8		TCC–208ML–A012–08P–HS–0	TCC–208FL–A012–08P–HS–0

M8 – 面板式 焊接式 后锁安装 – B coding
M8 Panel Mount Recptacle, Rear Mounting – B coding

M8 – 面板式
建议开孔尺寸
M8 Panel Mounting Panel Cut

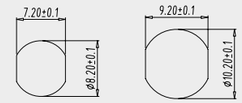

M8 – 公头面板式
M8 Male Panel Mount

M5 – 母头面板式
M8 Female Panel Mount

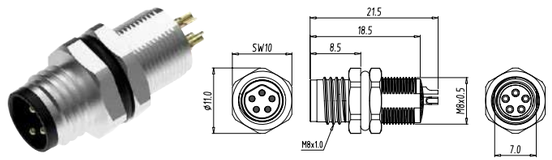

公头 Male

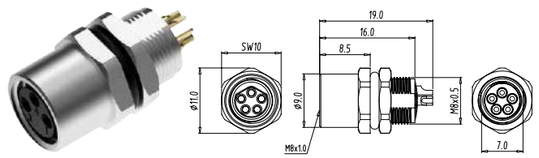

母头 Female

芯数 Numer of Pin	5
认证	
Pin 分布图（公头）	
Pin 分布图（母头）	
接触阻抗 Contact impedance	≤ 5mΩ
绝缘阻抗 Insulation resistance	≥ 100MΩ
插拔次数 Numberof plugand unplug cycles	≥ 100
环境温度 Ambient temperature	–25℃ –80℃
防护等级 Ingress protection	IP67
胶芯材质 Rubber core material	PA
端子材料 Terminal material	铜镀金 Gold–plated Beryllium Copper
是否屏蔽 Shielding	非屏蔽 Unshielded
执行标准 Enforce the standard	IEC61076–2–104
额定电压 Rated voltage	30V
额定电流 rated current	3A

产品料号

芯数 Numer of Pin	线缆长度 length（M）	公头	母头
		无线缆 CableLess	无线缆 CableLess
5		TCC–208ML–B012–05P–HS–0	TCC–208FL–B012–05P–HS–0

M8 – 面板式 PCB 型 前锁安装 – A coding
M8 Panel, PCB, Front Mounting – A coding

M8 – 面板式
建议开孔尺寸
M8 Panel Mounting Panel Cut

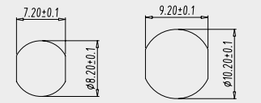

M8 – 公头面板式
M8 Male Panel Mount

M5 – 母头面板式
M8 Female Panel Mount

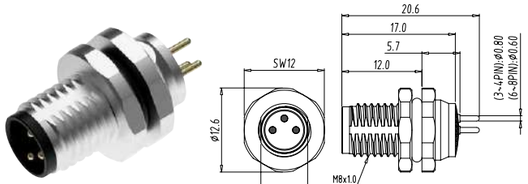

公头 Male

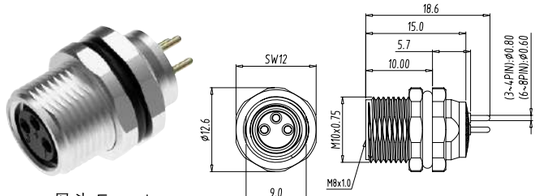

母头 Female

芯数 Numer of Pin	3	4	6	8
认证				
Pin 分布图（公头）				
Pin 分布图（母头）				
接触阻抗 Contact impedance	≤ 5mΩ			
绝缘阻抗 Insulation resistance	≥ 100MΩ			
插拔次数 Numberof plugand unplug cycles	≥ 100			
环境温度 Ambient temperature	–25℃ –80℃			
防护等级 Ingress protection	IP67			
胶芯材质 Rubber core material	PA			
端子材料 Terminal material	铜镀金 Gold–plated Beryllium Copper			
是否屏蔽 Shielding	Unshielded 非屏蔽			
执行标准 Enforce the standard	IEC61076–2–104			
额定电压 Rated voltage	60V		30V	
额定电流 rated current	3A		1.5A	

产品料号

芯数 Numer of Pin	线缆长度 length（M）	公头	母头
		无线缆 CableLess	无线缆 CableLess
3		TCC–208ML–A012–03P–QP–0	TCC–208FL–A012–03P–QP–0
4		TCC–208ML–A012–04P–QP–0	TCC–208FL–A012–04P–QP–0
6		TCC–208ML–A012–06P–QP–0	TCC–208FL–A012–06P–QP–0
8		TCC–208ML–A012–08P–QP–0	TCC–208FL–A012–08P–QP–0

M8 – 面板式 PCB 型 前锁安装 – B coding
M8 Panel, PCB, Front Mounting – B coding

M8 – 面板式
建议开孔尺寸
M8 Panel Mounting Panel Cut

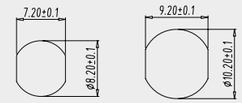

M8 – 公头面板式
M8 Male Panel Mount

M5 – 母头面板式
M8 Female Panel Mount

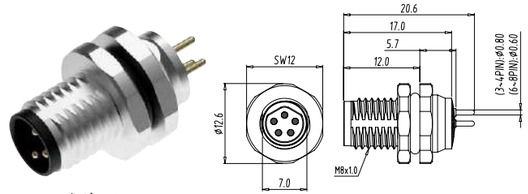

公头 Male

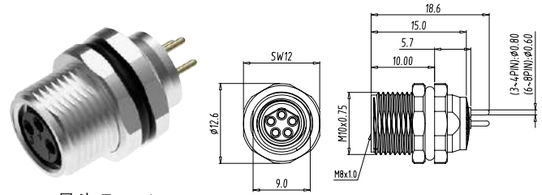

母头 Female

芯数 Numer of Pin	5
认证	
Pin 分布图（公头）	
Pin 分布图（母头）	
接触阻抗 Contact impedance	≤ 5mΩ
绝缘阻抗 Insulation resistance	≥ 100MΩ
插拔次数 Numberof plugand unplug cycles	≥ 100
环境温度 Ambient temperature	–25℃ –80℃
防护等级 Ingress protection	IP67
胶芯材质 Rubber core material	PA
端子材料 Terminal material	铜镀金 Gold–plated Beryllium Copper
是否屏蔽 Shielding	非屏蔽 Unshielded
执行标准 Enforce the standard	IEC61076–2–104
额定电压 Rated voltage	30V
额定电流 rated current	3A

产品料号

芯数 Numer of Pin	线缆长度 length（M）	公头	母头
		无线缆 CableLess	无线缆 CableLess
5		TCC–208ML–B012–05P–QP–0	TCC–208FL–B012–05P–QP–0

M8 – 面板式 PCB 型 前锁安装 屏蔽针 – A coding
M8 Panel, PCB, Front Mounting, Shielding Needle – A coding

M8 – 面板式
建议开孔尺寸
M8 Panel Mounting Panel Cut

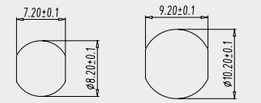

M8 – 公头面板式
M8 Male Panel Mount

M5 – 母头面板式
M8 Female Panel Mount

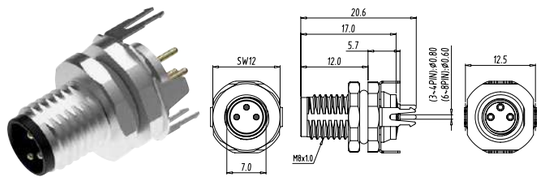

公头 Male

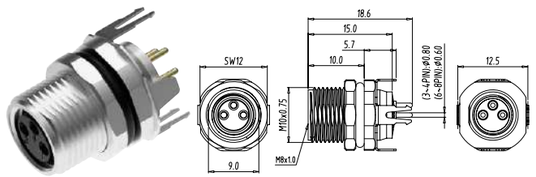

母头 Female

芯数 Numer of Pin	3	4	6	8
认证				
Pin 分布图（公头）				
Pin 分布图（母头）				
接触阻抗 Contact impedance	≤ 5mΩ			
绝缘阻抗 Insulation resistance	≥ 100MΩ			
插拔次数 Numberof plugand unplug cycles	≥ 100			
环境温度 Ambient temperature	–25℃ –80℃			
防护等级 Ingress protection	IP67			
胶芯材质 Rubber core material	PA			
端子材料 Terminal material	铜镀金 Gold–plated Beryllium Copper			
是否屏蔽 Shielding	屏蔽 Shielded			
执行标准 Enforce the standard	IEC61076–2–104			
额定电压 Rated voltage	60V		30V	
额定电流 rated current	3A		1.5A	

产品料号

芯数 Numer of Pin	线缆长度 length（M）	公头	母头
		无线缆 CableLess	无线缆 CableLess
3		TCC–208ML–APE012–03P–QP–0	TCC–208FL–APE012–03P–QP–0
4		TCC–208ML–APE012–04P–QP–0	TCC–208FL–APE012–04P–QP–0
6		TCC–208ML–APE012–06P–QP–0	TCC–208FL–APE012–06P–QP–0
8		TCC–208ML–APE012–08P–QP–0	TCC–208FL–APE012–08P–QP–0

M8 – 面板式 PCB 型 前锁安装 屏蔽针 – B coding
M8 Panel, PCB, Front Mounting, Shielding needle – B coding

M8 – 面板式
建议开孔尺寸
M8 Panel Mounting Panel Cut

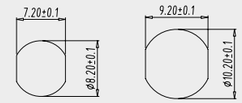

M8 – 公头面板式
M8 Male Panel Mount

M5 – 母头面板式
M8 Female Panel Mount

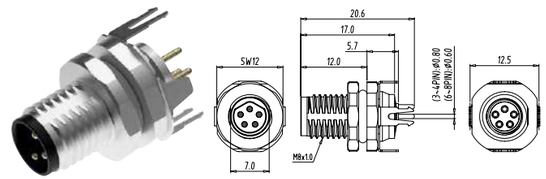

公头 Male

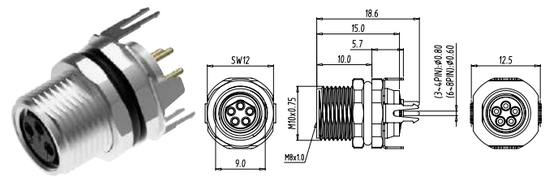

母头 Female

芯数 Numer of Pin	5
认证	
Pin 分布图（公头）	
Pin 分布图（母头）	
接触阻抗 Contact impedance	≤ 5mΩ
绝缘阻抗 Insulation resistance	≥ 100MΩ
插拔次数 Numberof plugand unplug cycles	≥ 100
环境温度 Ambient temperature	–25℃ –80℃
防护等级 Ingress protection	IP67
胶芯材质 Rubber core material	PA
端子材料 Terminal material	铜镀金 Gold–plated Beryllium Copper
是否屏蔽 Shielding	屏蔽 Shielded
执行标准 Enforce the standard	IEC61076–2–104
额定电压 Rated voltage	30V
额定电流 rated current	3A

产品料号

芯数 Numer of Pin	线缆长度 length（M）	公头	母头
		无线缆 CableLess	无线缆 CableLess
5		TCC–208ML–BPE012–05P–QP–0	TCC–208FL–BPE012–05P–QP–0

M8 面板式 PCB 型 前锁安装 PCB layout 尺寸参考图
M8 Panel, PCB, Front Mounting Layout Dimension Reference Diagram

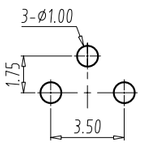

3pin A Coding

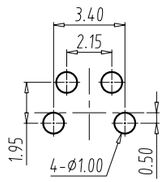

4pin A Coding

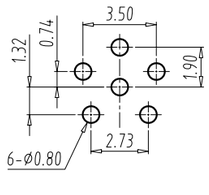

6pin A Coding

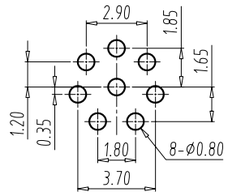

8pin A Coding

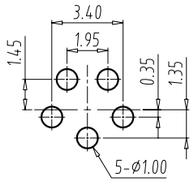

5pin B Coding

M8 面板式 PCB 型 前锁安装 屏蔽针 PCB layout 尺寸参考图
M8 Panel, PCB, Front Mounting, Shielding Needle Layout Dimension Reference Diagram

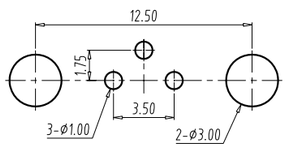

3pin A Coding

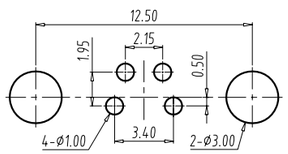

4pin A Coding

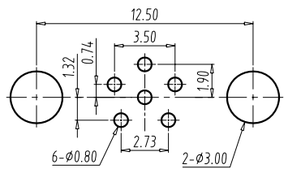

6pin A Coding

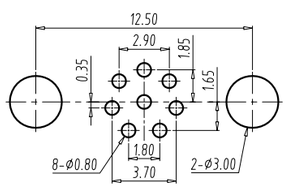

8pin A Coding

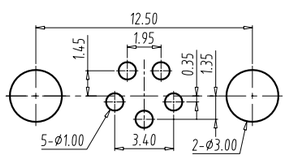

5pin B Coding

M8 – 组装式 – 直头 屏蔽 – A coding
M8 Field Assemble Shielded, Straight – A coding

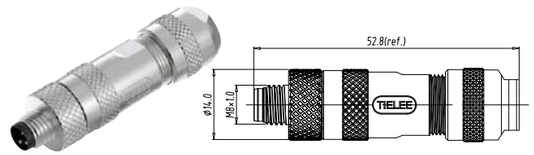

公头 Male

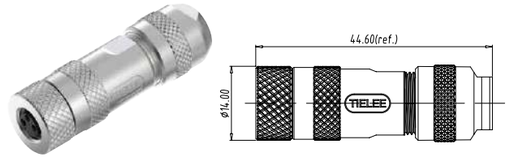

母头 Female

芯数 Numer of Pin	3	4	6	8
认证				
Pin 分布图（公头）				
Pin 分布图（母头）				
接触阻抗 Contact impedance	≤ 5mΩ			
绝缘阻抗 Insulation resistance	≥ 100MΩ			
插拔次数 Numberof plugand unplug cycles	≥ 100			
环境温度 Ambient temperature	–25℃ – 80℃			
防护等级 Ingress protection	IP67			
胶芯材质 Rubber core material	PA			
端子材料 Terminal material	铜镀金 Gold–plated Beryllium Copper			
是否屏蔽 Shielding	屏蔽 Shielded			
执行标准 Enforce the standard	IEC61076–2–104			
额定电压 Rated voltage	60V	60V	30V	30V
额定电流 rated current	3A	3A	1.5A	1.5A
连接方式 Contacts Termination	锁螺钉连接 (3 & 4P)		焊接 (6 & 8P)	

产品料号

芯数 Numer of Pin	线缆长度 length（M）	公头	母头
		无线缆 CableLess	无线缆 CableLess
3		TCC–308ML–AH012–03P–02T–0	TCC–308FL–AH012–03P–02T–0
4		TCC–308ML–AH012–04P–02T–0	TCC–308FL–AH012–04P–02T–0
6		TCC–308ML–AH012–06P–02S–0	TCC–308FL–AH012–06P–02S–0
8		TCC–308ML–AH012–08P–02S–0	TCC–308FL–AH012–08P–02S–0

M8 – 组装式 – 直头 屏蔽 – B coding
M8 Field Assemble Shielded, Straight – B coding

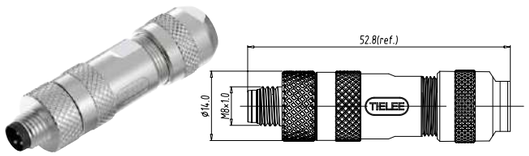

公头 Male

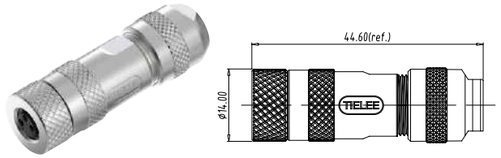

母头 Female

芯数 Numer of Pin	5
认证	
Pin 分布图（公头）	
Pin 分布图（母头）	
接触阻抗 Contact impedance	≤ 5mΩ
绝缘阻抗 Insulation resistance	≥ 100MΩ
插拔次数 Numberof plugand unplug cycles	≥ 100
环境温度 Ambient temperature	–25℃ – 80℃
防护等级 Ingress protection	IP67
胶芯材质 Rubber core material	PA
端子材料 Terminal material	铜镀金 Gold–plated Beryllium Copper
是否屏蔽 Shielding	屏蔽 Shielded
执行标准 Enforce the standard	IEC61076–2–104
额定电压 Rated voltage	30V
额定电流 rated current	3A
连接方式 Contacts Termination	锁螺钉连接

产品料号

芯数 Numer of Pin	线缆长度 length（M）	公头	母头
		无线缆 CableLess	无线缆 CableLess
5		TCC–308ML–BH012–05P–02S–0	TCC–308FL–BH012–05P–02S–0

M8 – 组装式 – 直头 非屏蔽 – A coding
M8 Field Assemble Unshielded, Straight – A coding

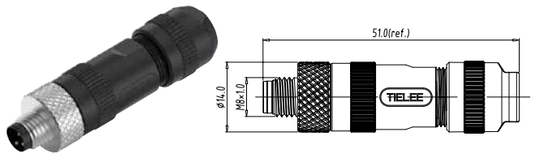

公头 Male

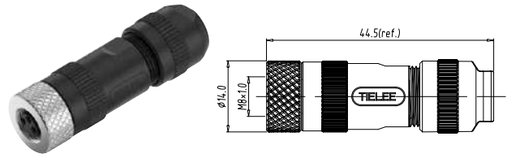

母头 Female

芯数 Numer of Pin	3	4	6	8
认证				
Pin 分布图（公头）				
Pin 分布图（母头）				
接触阻抗 Contact impedance	≤ 5mΩ			
绝缘阻抗 Insulation resistance	≥ 100MΩ			
插拔次数 Numberof plugand unplug cycles	≥ 100			
环境温度 Ambient temperature	–25℃ – 80℃			
防护等级 Ingress protection	IP67			
胶芯材质 Rubber core material	PA			
端子材料 Terminal material	铜镀金 Gold–plated Beryllium Copper			
是否屏蔽 Shielding	非屏蔽 Unshielded			
执行标准 Enforce the standard	IEC61076–2–104			
额定电压 Rated voltage	60V	60V	30V	30V
额定电流 rated current	3A	3A	1.5A	1.5A
连接方式 Contacts Termination	锁螺钉连接 (3 & 4P)		焊接 (6 & 8P)	

产品料号

芯数 Numer of Pin	线缆长度 length（M）	公头	母头
		无线缆 CableLess	无线缆 CableLess
3		TCC–308ML–A012–03P–02T–0	TCC–308FL–A012–03P–02T–0
4		TCC–308ML–A012–04P–02T–0	TCC–308FL–A012–04P–02T–0
6		TCC–308ML–A012–06P–02S–0	TCC–308FL–A012–06P–02S–0
8		TCC–308ML–A012–08P–02S–0	TCC–308FL–A012–08P–02S–0

M8 – 组装式 – 直头 非屏蔽 – B coding
M8 Field Assemble Unshielded, Straight – B coding

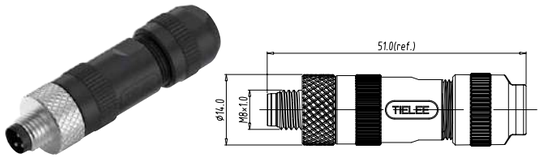

公头 Male

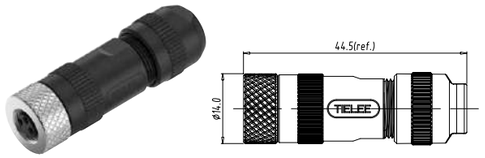

母头 Female

芯数 Numer of Pin	5
认证	
Pin 分布图（公头）	
Pin 分布图（母头）	
接触阻抗 Contact impedance	≤ 5mΩ
绝缘阻抗 Insulation resistance	≥ 100MΩ
插拔次数 Numberof plugand unplug cycles	≥ 100
环境温度 Ambient temperature	–25℃ – 80℃
防护等级 Ingress protection	IP67
胶芯材质 Rubber core material	PA
端子材料 Terminal material	铜镀金 Gold–plated Beryllium Copper
是否屏蔽 Shielding	非屏蔽 Unshielded
执行标准 Enforce the standard	IEC61076–2–104
额定电压 Rated voltage	30V
额定电流 rated current	3A
连接方式 Contacts Termination	锁螺钉连接

产品料号

芯数 Numer of Pin	线缆长度 length（M）	公头	母头
		无线缆 CableLess	无线缆 CableLess
5		TCC–308ML–B012–05P–02S–0	TCC–308FL–B012–05P–02S–0

M8 – 组装式 – 弯头 屏蔽 – A coding
M8 Field Assemble Shielded, Angled – A coding

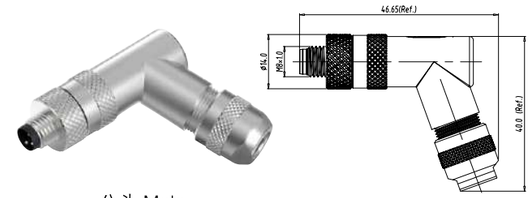

公头 Male

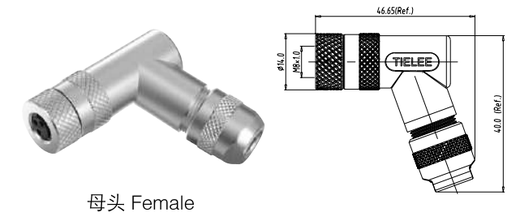

母头 Female

芯数 Numer of Pin	3	4	6	8
认证				
Pin 分布图（公头）	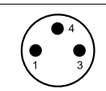	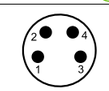	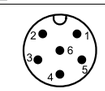	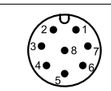
Pin 分布图（母头）	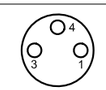	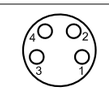	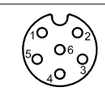	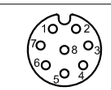
接触阻抗 Contact impedance	≤ 5mΩ			
绝缘阻抗 Insulation resistance	≥ 100MΩ			
插拔次数 Numberof plugand unplug cycles	≥ 100			
环境温度 Ambient temperature	–25℃ – 80℃			
防护等级 Ingress protection	IP67			
胶芯材质 Rubber core material	PA			
端子材料 Terminal material	铜镀金 Gold–plated Beryllium Copper			
是否屏蔽 Shielding	屏蔽 Shielded			
执行标准 Enforce the standard	IEC61076–2–104			
额定电压 Rated voltage	60V	60V	30V	30V
额定电流 rated current	3A	3A	1.5A	1.5A
连接方式 Contacts Termination	锁螺钉连接 (3 & 4P)		焊接 (6 & 8P)	

产品料号

芯数 Numer of Pin	线缆长度 length（M）	公头	母头
		无线缆 CableLess	无线缆 CableLess
3		TCC–308MR–AH012–03P–02T–0	TCC–308FR–AH012–03P–02T–0
4		TCC–308MR–AH012–04P–02T–0	TCC–308FR–AH012–04P–02T–0
6		TCC–308MR–AH012–06P–02S–0	TCC–308FR–AH012–06P–02S–0
8		TCC–308MR–AH012–08P–02S–0	TCC–308FR–AH012–08P–02S–0

M8 – 组装式 – 弯头 屏蔽 – B coding
M8 Field Assemble Shielded, Angled – B coding


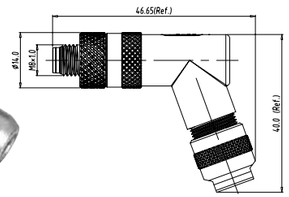

公头 Male


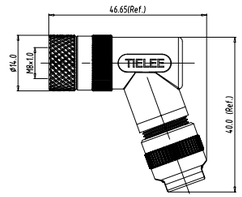

母头 Female

芯数 Numer of Pin	5
认证	
Pin 分布图（公头）	
Pin 分布图（母头）	
接触阻抗 Contact impedance	≤ 5mΩ
绝缘阻抗 Insulation resistance	≥ 100MΩ
插拔次数 Numberof plugand unplug cycles	≥ 100
环境温度 Ambient temperature	–25℃ – 80℃
防护等级 Ingress protection	IP67
胶芯材质 Rubber core material	PA
端子材料 Terminal material	铜镀金 Gold–plated Beryllium Copper
是否屏蔽 Shielding	屏蔽 Shielded
执行标准 Enforce the standard	IEC61076–2–104
额定电压 Rated voltage	30V
额定电流 rated current	3A
连接方式 Contacts Termination	锁螺钉连接

产品料号

芯数 Numer of Pin	线缆长度 length（M）	公头	母头
		无线缆 CableLess	无线缆 CableLess
5		TCC–308MR–BH012–05P–02S–0	TCC–308FR–BH012–05P–02S–0

M8 – 组装式 – 弯头 非屏蔽 – A coding
M8 Field Assemble Unshielded, Angled – A coding


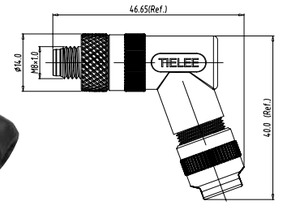

公头 Male


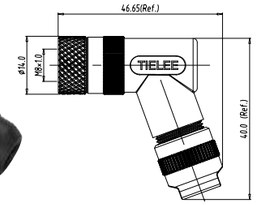

母头 Female

芯数 Numer of Pin	3	4	6	8
认证				
Pin 分布图（公头）				
Pin 分布图（母头）				
接触阻抗 Contact impedance	≤ 5mΩ			
绝缘阻抗 Insulation resistance	≥ 100MΩ			
插拔次数 Numberof plugand unplug cycles	≥ 100			
环境温度 Ambient temperature	–25℃ – 80℃			
防护等级 Ingress protection	IP67			
胶芯材质 Rubber core material	PA			
端子材料 Terminal material	铜镀金 Gold–plated Beryllium Copper			
是否屏蔽 Shielding	非屏蔽 Unshielded			
执行标准 Enforce the standard	IEC61076–2–104			
额定电压 Rated voltage	60V	60V	30V	30V
额定电流 rated current	3A	3A	1.5A	1.5A
连接方式 Contacts Termination	锁螺钉连接 (3 & 4P)		焊接 (6 & 8P)	

产品料号

芯数 Numer of Pin	线缆长度 length（M）	公头	母头
		无线缆 CableLess	无线缆 CableLess
3		TCC–308MR–A012–03P–02T–0	TCC–308FR–A012–03P–02T–0
4		TCC–308MR–A012–04P–02T–0	TCC–308FR–A012–04P–02T–0
6		TCC–308MR–A012–06P–02S–0	TCC–308FR–A012–06P–02S–0
8		TCC–308MRA012–08P–02S–0	TCC–308FR–A012–08P–02S–0

M8 – 组装式 – 弯头 非屏蔽 – B coding
M8 Field Assemble Unshielded, Angled – B coding

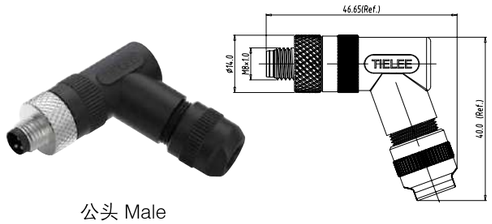

公头 Male

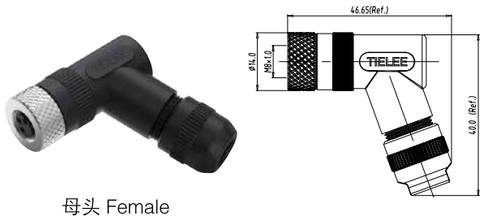

母头 Female

芯数 Numer of Pin	5
认证	
Pin 分布图（公头）	
Pin 分布图（母头）	
接触阻抗 Contact impedance	≤ 5mΩ
绝缘阻抗 Insulation resistance	≥ 100MΩ
插拔次数 Numberof plugand unplug cycles	≥ 100
环境温度 Ambient temperature	–25℃ – 80℃
防护等级 Ingress protection	IP67
胶芯材质 Rubber core material	PA
端子材料 Terminal material	铜镀金 Gold–plated Beryllium Copper
是否屏蔽 Shielding	非屏蔽 Unshielded
执行标准 Enforce the standard	IEC61076–2–104
额定电压 Rated voltage	30V
额定电流 rated current	3A
连接方式 Contacts Termination	锁螺钉连接

产品料号

芯数 Numer of Pin	线缆长度 length（M）	公头	母头
		无线缆 CableLess	无线缆 CableLess
5		TCC–308MR–B012–05P–02S–0	TCC–308FR–B012–05P–02S–0

M12 注塑成型命名规则 M12 overmolded with cable plug part number referrnce

TCC – 112 □ □ – □ □ XX X – XXP – □ XXX.X – X X X X

- 塑胶螺母 / 螺丝颜色 :0= 黑色，1= 蓝色，2= 橙色，3= 红色，4= 绿色，当螺母 / 螺丝材质不属于塑胶时，无代码
  Plastic Nut/Screw Color: 0=Black, 1=Blue, 2=Orange, 3=Red, 4=Green. When the nut/screw material is not plastic, no code is assigned
- 线缆颜色：0= 黑色，1= 蓝色，2= 橙色，3= 红色，4= 绿色
  Cable color: 0=black, 1=blue, 2=orange, 3=red, 4=green
- 塑胶外壳颜色：0= 黑色，1= 蓝色，2= 橙色，3= 红色，4= 绿色
  Plastic shell color: 0=black, 1=blue, 2=orange, 3=red, 4=green
- 塑胶内芯颜色：0= 黑色，1= 蓝色，2= 橙色，3= 红色，4= 绿色
  Plastic core color: 0=black, 1=blue, 2=orange, 3=red, 4=green
- 线缆长度：0.5=0.5M，0.75=0.75M Cable length: 0.5=0.5M, 0.75=0.75M
- 线缆外被材质：R=PUR C=PVC Cable outer material: R=PUR C=PVC
- 产品芯数：4pin=04P Product chip count: 4pin=04P
- 螺丝 / 螺母材质：1= 锌合金 2= 铜 3= 不锈钢 4= 塑胶
  Screw/nut material: 1=zinc alloy 2=copper 3=stainless steel 4=plastic
- 锁紧方式：01= 螺纹式 02= 快速插拔式 03= 塑胶螺纹式 04= 快锁式 05= 六角螺纹式 06= 螺丝不转动式
  Locking method: 01=threaded type 02=quick insert type 03=plastic threaded type 04=quick lock type 05=hexagonal threaded type 06=screw non rotating type
- 产品特性：H: 表示屏蔽，非屏蔽则无编码，PE：接地
  Product features: H: indicates shielding, non shielding means no coding, PE: grounded
- 接口防呆类型 A=A Coding B=B Coding
  Interface foolproof type A=A Coding B=B Coding
- 连接类型：L= 直头，R= 弯头 Connection type: L=straight head, R=elbow
- 插头类别：M= 公头，F= 母头 Plug type: M=male, F=female
- 产品规格：05=M05 06=M06. 08=M08. 12=M12 ....
  Product specifications: 05=M05 06=M06. 08=M08. 12=M12

M12 面板式命名规则 M12 panel mouting part number referrnce

TCC – 212 □ □ – □ □ XX X – XXP – □ X □ – □ XXX.X – X X X

- 塑胶螺母 / 螺丝颜色 :0= 黑色，1= 蓝色，2= 橙色，3= 红色，4= 绿色，当螺母 / 螺丝材质不属于塑胶时，无代码
  Plastic nut/screw color: 0=black, 1=blue, 2=orange, 3=red, 4=green. When the material of the nut/screw is not plastic, there is no code
- 线缆颜色：0= 黑色，1= 蓝色，2= 橙色，3= 红色，4= 绿色，当产品不带线或者是电子线时，无代码
  Cable color: 0=black, 1=blue, 2=orange, 3=red, 4=green. When the product does not come with wires or electronic wires, there is no code
- 塑胶内芯颜色：0= 黑色，1= 蓝色，2= 橙色，3= 红色，4= 绿色
  Plastic core color: 0=black, 1=blue, 2=orange, 3=red, 4=green
- 线缆长度：0.5=0.5M，0.75=0.75M ，不带线缆的产品则无代码
  Cable length: 0.5=0.5M, 0.75=0.75M, no code for products without cables
- 线缆外被材质：R=PUR C=PVC D= 电子线
  Cable outer material: R=PUR C=PVC D=electronic wire
- 端子类型：P=PCB 式，S= 焊接式 C= 铆压式 T= 螺钉式
  Terminal type: P=PCB type, S=solder type, C=rivet type, T=screw type
- 螺纹规格：1=M16X1.5 2=PG9 3=M12*1 ……
  Thread specification: 1=M16X1.5 2=PG9 3=M12 * 1
- 锁板方式 : Q= 前锁，H= 后锁 FL= 法兰座 M= 现场安装金属外壳 P= 现场安装塑胶外壳 T= 成型式堵头 V= 双缆线
  Locking plate method: Q=front lock, H=rear lock FL=flange seat M=on–site installation of metal shell P=on–site installation of plastic shell T=molded plug V=double cable
- 产品芯数：4pin=04P Product chip count: 4pin=04P
- 螺丝 / 螺母材质：1= 锌合金 2= 铜 3= 不锈钢 4= 塑胶
  Screw/nut material: 1=zinc alloy 2=copper 3=stainless steel 4=plastic
- 锁紧方式：01= 螺纹式 02= 快速插拔式 03= 塑胶螺纹式 04= 快锁式 05= 六角螺纹式 06= 螺丝不转动式
  Locking method: 01=threaded type 02=quick insert type 03=plastic threaded type 04=quick lock type 05=hexagonal threaded type 06=screw non rotating type
- 产品特性：H: 表示屏蔽，非屏蔽则无编码 ,PE：接地
  Product features: H: indicates shielding, non shielding means no coding, PE: grounded
- 接口防呆类型 A=A Coding B=B Coding
  Interface foolproof type A=A Coding B=B Coding
- 连接类型：L= 直头，R= 弯头 Connection type: L=straight head, R=elbow
- 插头类别：M= 公头 ,F= 母头 Plug type: M=male, F=female
- 产品规格：05=M05 06=M06. 08=M08. 12=M12 ....
  Product specifications: 05=M05 06=M06. 08=M08. 12=M12

M12 组装式命名规则 M12 Field assembly part number referrnce

TCC – 312 □ □ – □ □ XX X – XXP – XX □ – X X

- 塑胶螺母 / 螺丝颜色 :0= 黑色，1= 蓝色，2= 橙色，3= 红色 ,4= 绿色，当螺母 / 螺丝材质不属于塑胶时，无代码
  Plastic nut/screw color: 0=black, 1=blue, 2=orange, 3=red, 4=green. When the material of the nut/screw is not plastic, there is no code
- 塑胶内芯颜色：0= 黑色，1= 蓝色，2= 橙色，3= 红色，4= 绿色
  Plastic core color: 0=black, 1=blue, 2=orange, 3=red, 4=green
- 端子类型：P=PCB 式，S= 焊接式 C= 铆压式 T= 螺钉式
  Terminal type: P=PCB type, S=solder type, C=rivet type, T=screw type
- 线缆外径：01=2.5––4.5mm 02=4.5––6.0mm ....
  Cable outer diameter: 01=2.5–4.5mm 02=4.5–6.0mm
- 产品芯数：4pin=04P
  Product chip count: 4pin=04P
- 螺丝 / 螺母材质：1= 锌合金 2= 铜 3= 不锈钢 4= 塑胶
  Screw/nut material: 1=zinc alloy 2=copper 3=stainless steel 4=plastic
- 锁紧方式：01= 螺纹式 02= 快速插拔式 03= 塑胶螺纹式 04= 快锁式 05= 六角螺纹式 06= 螺丝不转动式
  Locking method: 01=threaded type 02=quick insert type 03=plastic threaded type 04=quick lock type 05=hexagonal threaded type 06=screw non rotating type
- 产品特性：H: 表示屏蔽，非屏蔽则无编码 ,PE：接地
  Product features: H: indicates shielding, non shielding means no coding, PE: grounded
- 接口防呆类型 A=A Coding B=B Coding
  Interface foolproof type A=A Coding B=B Coding
- 连接类型：L= 直头，R= 弯头
  Connection type: L=straight head, R=elbow
- 插头类别：M= 公头，F= 母头
  Plug type: M=male, F=female
- 产品规格：05=M05 06=M06. 08=M08. 12=M12 ....
  Product specifications: 05=M05 06=M06. 08=M08. 12=M12

M12 – 注塑成型式 – 直头 非屏蔽 – A coding
M12 Overmolded With Cable Plug, Unshielded, Straight – A coding

公头 Male

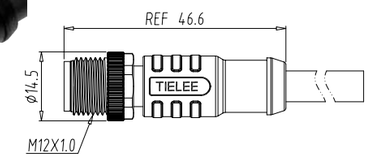

母头 Female

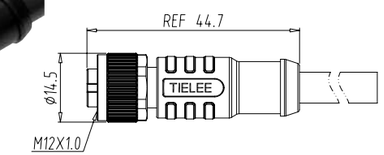

芯数 Numer of Pin	3	4	5	6	8	10	12	17
认证								
Pin 分布图（公头）	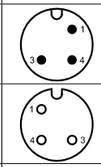	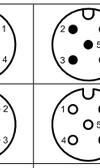		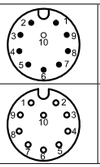	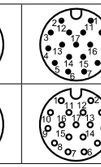	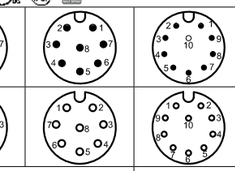	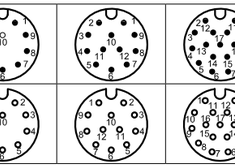	
Pin 分布图（母头）								
额定电压 Rated voltage	250V		60V	30V		30V		
额定电流 rated current	4A		4A	2A		1.5A		

接触阻抗 Contact impedance	≤ 5mΩ	胶芯材质 Rubber core material	PA
绝缘阻抗 Insulation resistance	≥ 100MΩ	端子材料 Terminal material	铜镀金 Gold–plated Beryllium Copper
插拔次数 Numberof plugand unplug cycles	≥ 100	是否屏蔽 Shielding	非屏蔽 Unshielded
环境温度 Ambient temperature	–25℃ –80℃	执行标准 Enforce the standard	IEC61076–2–101
防护等级 Ingress protection	IP67		

产品料号

芯数 Numer of Pin	线缆长度 length（M）	公头	母头	公头	母头
		PVC	PUR	PVC	PUR
3	1	TCC–112ML–A011–03P–C1.0–000	TCC–112ML–A011–03P–R1.0–000	TCC–112FL–A011–03P–C1.0–000	TCC–112FL–A011–03P–R1.0–000
	3	TCC–112ML–A011–03P–C3.0–000	TCC–112ML–A011–03P–R3.0–000	TCC–112FL–A011–03P–C3.0–000	TCC–112FL–A011–03P–R3.0–000
	5	TCC–112ML–A011–03P–C5.0–000	TCC–112ML–A011–03P–R5.0–000	TCC–112FL–A011–03P–C5.0–000	TCC–112FL–A011–03P–R5.0–000
4	1	TCC–112ML–A011–04P–C1.0–000	TCC–112ML–A011–04P–R1.0–000	TCC–112FL–A011–04P–C1.0–000	TCC–112FL–A011–04P–R1.0–000
	3	TCC–112ML–A011–04P–C3.0–000	TCC–112ML–A011–04P–R3.0–000	TCC–112FL–A011–04P–C3.0–000	TCC–112FL–A011–04P–R3.0–000
	5	TCC–112ML–A011–04P–C5.0–000	TCC–112ML–A011–04P–R5.0–000	TCC–112FL–A011–04P–C5.0–000	TCC–112FL–A011–04P–R5.0–000
5	1	TCC–112ML–A011–05P–C1.0–000	TCC–112ML–A011–05P–R1.0–000	TCC–112FL–A011–05P–C1.0–000	TCC–112FL–A011–05P–R1.0–000
	3	TCC–112ML–A011–05P–C3.0–000	TCC–112ML–A011–05P–R3.0–000	TCC–112FL–A011–05P–C3.0–000	TCC–112FL–A011–05P–R3.0–000
	5	TCC–112ML–A011–05P–C5.0–000	TCC–112ML–A011–05P–R5.0–000	TCC–112FL–A011–05P–C5.0–000	TCC–112FL–A011–05P–R5.0–000
6	1	TCC–112ML–A011–06P–C1.0–000	TCC–112ML–A011–06P–R1.0–000	TCC–112FL–A011–06P–C1.0–000	TCC–112FL–A011–06P–R1.0–000
	3	TCC–112ML–A011–06P–C3.0–000	TCC–112ML–A011–06P–R3.0–000	TCC–112FL–A011–06P–C3.0–000	TCC–112FL–A011–06P–R3.0–000
	5	TCC–112ML–A011–06P–C5.0–000	TCC–112ML–A011–06P–R5.0–000	TCC–112FL–A011–06P–C5.0–000	TCC–112FL–A011–06P–R5.0–000
8	1	TCC–112ML–A011–08P–C1.0–000	TCC–112ML–A011–08P–R1.0–000	TCC–112FL–A011–08P–C1.0–000	TCC–112FL–A011–08P–R1.0–000
	3	TCC–112ML–A011–08P–C3.0–000	TCC–112ML–A011–08P–R3.0–000	TCC–112FL–A011–08P–C3.0–000	TCC–112FL–A011–08P–R3.0–000
	5	TCC–112ML–A011–08P–C5.0–000	TCC–112ML–A011–08P–R5.0–000	TCC–112FL–A011–08P–C5.0–000	TCC–112FL–A011–08P–R5.0–000
10	1	TCC–112ML–A011–10P–C1.0–000	TCC–112ML–A011–10P–R1.0–000	TCC–112FL–A011–10P–C1.0–000	TCC–112FL–A011–10P–R1.0–000
	3	TCC–112ML–A011–10P–C3.0–000	TCC–112ML–A011–10P–R3.0–000	TCC–112FL–A011–10P–C3.0–000	TCC–112FL–A011–10P–R3.0–000
	5	TCC–112ML–A011–10P–C5.0–000	TCC–112ML–A011–10P–R5.0–000	TCC–112FL–A011–10P–C5.0–000	TCC–112FL–A011–10P–R5.0–000
12	1	TCC–112ML–A011–12P–C1.0–000	TCC–112ML–A011–12P–R1.0–000	TCC–112FL–A011–12P–C1.0–000	TCC–112FL–A011–12P–R1.0–000
	3	TCC–112ML–A011–12P–C3.0–000	TCC–112ML–A011–12P–R3.0–000	TCC–112FL–A011–12P–C3.0–000	TCC–112FL–A011–12P–R3.0–000
	5	TCC–112ML–A011–12P–C5.0–000	TCC–112ML–A011–12P–R5.0–000	TCC–112FL–A011–12P–C5.0–000	TCC–112FL–A011–12P–R5.0–000
17	1	TCC–112ML–A011–17P–C1.0–000	TCC–112ML–A011–17P–R1.0–000	TCC–112FL–A011–17P–C1.0–000	TCC–112FL–A011–17P–R1.0–000
	3	TCC–112ML–A011–17P–C3.0–000	TCC–112ML–A011–17P–R3.0–000	TCC–112FL–A011–17P–C3.0–000	TCC–112FL–A011–17P–R3.0–000
	5	TCC–112ML–A011–17P–C5.0–000	TCC–112ML–A011–17P–R5.0–000	TCC–112FL–A011–17P–C5.0–000	TCC–112FL–A011–17P–R5.0–000

芯线颜色和顺序

	Pin 位							
Pin1	1.Brown 棕	1.Brown 棕	1.Brown 棕	1.White 白	1.White 白	1.Brown 棕	1.Brown 棕	1.Brown 棕
Pin2	2.–	2.White 白	2.White 白	2.Brown 棕	2.Brown 棕	2.Blue 蓝	2.Blue 蓝	2.Blue 蓝
Pin3	3.Blue 蓝	3.Blue 蓝	3.Blue 蓝	3.Green 绿	3.Green 绿	3.White 白	3.White 白	3.White 白
Pin4	4.Black 黑	4.Black 黑	4.Black 黑	4.Yellow 黄	4.Yellow 黄	4.Green 绿	4.Green 绿	4.Green 绿
Pin5			5.Gray 灰	5.–	5.Gray 灰	5.Pink 粉	5.Pink 粉	5.Pink 粉
Pin6				6.Pink 粉	6.Pink 粉	6.Yellow 黄	6.Yellow 黄	6.Yellow 黄
Pin7				7.Blue 蓝	7.Blue 蓝	7.Black 黑	7.Black 黑	7.Black 黑
Pin8				8.–	8.Red 红	8.Grey 灰	8.Grey 灰	8.Grey 灰
Pin9						9.Red 红	9.Red 红	9.Red 红
Pin10						10.Violet 紫	10.Violet 紫	10.Violet 紫
Pin11							11.Grey/Pink 灰 / 粉	11.Grey/Pink 灰 / 粉
Pin12							12.Red/Blue 红 / 蓝	12.Red/Blue 红 / 蓝
Pin13								13.White/Green 白 / 绿
Pin14								14.Brown/Green 棕 / 绿
Pin15								15.White/Yellow 白 / 黄
Pin16								16.Yellow/Brown 黄 / 棕
Pin17								17.White/Grey 白 / 灰

M12 – 注塑成型式 – 直头 非屏蔽 – B coding
M12 Overmolded With Cable Plug, Unshielded, Straight – B coding

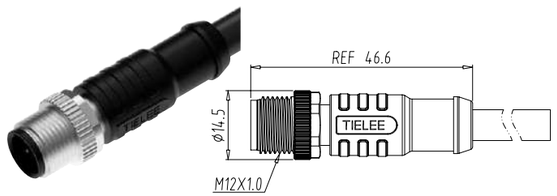

公头 Male

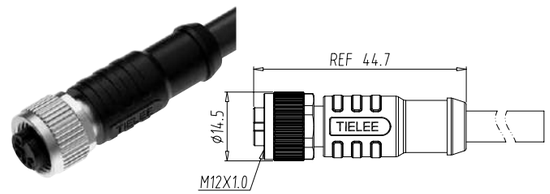

母头 Female

芯数 Numer of Pin	5
认证	
Pin 分布图（公头）	
Pin 分布图（母头）	
接触阻抗 Contact impedance	≤ 5mΩ
绝缘阻抗 Insulation resistance	≥ 100MΩ
插拔次数 Numberof plugand unplug cycles	≥ 100
环境温度 Ambient temperature	–25℃ –80℃
防护等级 Ingress protection	IP67
胶芯材质 Rubber core material	PA
端子材料 Terminal material	铜镀金 Gold–plated Beryllium Copper
是否屏蔽 Shielding	非屏蔽 UnShielded
执行标准 Enforce the standard	IEC61076–2–101
额定电压 Rated voltage	60V
额定电流 rated current	4A

产品料号

芯数 Numer of Pin	线缆长度 length（M）	公头		母头	
		PVC	PUR	PVC	PUR
5	1	TCC–112ML–B011–05P–C1.0–000	TCC–112ML–B011–05P–R1.0–000	TCC–112FL–B011–05P–C1.0–000	TCC–112FL–B011–05P–R1.0–000
	3	TCC–112ML–B011–05P–C3.0–000	TCC–112ML–B011–05P–R3.0–000	TCC–112FL–B011–05P–C3.0–000	TCC–112FL–B011–05P–R3.0–000
	5	TCC–112ML–B011–05P–C5.0–000	TCC–112ML–B011–05P–R5.0–000	TCC–112FL–B011–05P–C5.0–000	TCC–112FL–B011–05P–R5.0–000

芯线颜色和顺序

	Pin 位
Pin1	1.Brown 棕
Pin2	2.White 白
Pin3	3.Blue 蓝
Pin4	4.Black 黑
Pin5	5.Gray 灰

M12 – 注塑成型式 – 直头 非屏蔽 – C coding
M12 Overmolded With Cable Plug, Unshielded, Straight – C coding

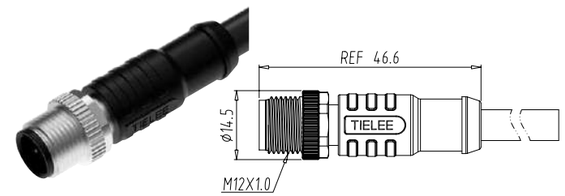

公头 Male

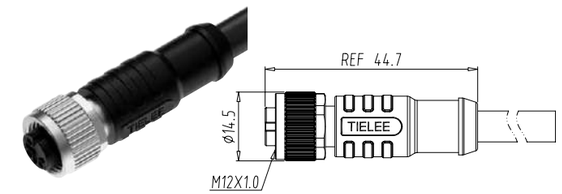

母头 Female

芯数 Numer of Pin	3	4	5	6
认证				
Pin 分布图（公头）				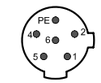
Pin 分布图（母头）				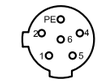
接触阻抗 Contact impedance	≤ 5mΩ			
绝缘阻抗 Insulation resistance	≥ 100MΩ			
插拔次数 Numberof plugand unplug cycles	≥ 100			
环境温度 Ambient temperature	–25℃ –80℃			
防护等级 Ingress protection	IP67			
胶芯材质 Rubber core material	PA			
端子材料 Terminal material	铜镀金 Gold–plated Beryllium Copper			
是否屏蔽 Shielding	非屏蔽 UnShielded			
执行标准 Enforce the standard	IEC61076–2–101			
额定电压 Rated voltage	250V		60V	30A
额定电流 rated current	4A		2A	2A

产品料号

芯数 Numer of Pin	线缆长度 length（M）	公头		母头	
		PVC	PUR	PVC	PUR
3	1	TCC–112ML–C011–03P–C1.0–000	TCC–112ML–C011–03P–R1.0–000	TCC–112FL–C011–03P–C1.0–000	TCC–112FL–C011–03P–R1.0–000
	3	TCC–112ML–C011–03P–C3.0–000	TCC–112ML–C011–03P–R3.0–000	TCC–112FL–C011–03P–C3.0–000	TCC–112FL–C011–03P–R3.0–000
	5	TCC–112ML–C011–03P–C5.0–000	TCC–112ML–C011–03P–R5.0–000	TCC–112FL–C011–03P–C5.0–000	TCC–112FL–C011–03P–R5.0–000
4	1	TCC–112ML–C011–04P–C1.0–000	TCC–112ML–C011–04P–R1.0–000	TCC–112FL–C011–04P–C1.0–000	TCC–112FL–C011–04P–R1.0–000
	3	TCC–112ML–C011–04P–C3.0–000	TCC–112ML–C011–04P–R3.0–000	TCC–112FL–C011–04P–C3.0–000	TCC–112FL–C011–04P–R3.0–000
	5	TCC–112ML–C011–04P–C5.0–000	TCC–112ML–C011–04P–R5.0–000	TCC–112FL–C011–04P–C5.0–000	TCC–112FL–C011–04P–R5.0–000
5	1	TCC–112ML–C011–05P–C1.0–000	TCC–112ML–C011–05P–R1.0–000	TCC–112FL–C011–05P–C1.0–000	TCC–112FL–C011–05P–R1.0–000
	3	TCC–112ML–C011–05P–C3.0–000	TCC–112ML–C011–05P–R3.0–000	TCC–112FL–C011–05P–C3.0–000	TCC–112FL–C011–05P–R3.0–000
	5	TCC–112ML–C011–05P–C5.0–000	TCC–112ML–C011–05P–R5.0–000	TCC–112FL–C011–05P–C5.0–000	TCC–112FL–C011–05P–R5.0–000
6	1	TCC–112ML–C011–06P–C1.0–000	TCC–112ML–C011–06P–R1.0–000	TCC–112FL–C011–06P–C1.0–000	TCC–112FL–C011–06P–R1.0–000
	3	TCC–112ML–C011–06P–C3.0–000	TCC–112ML–C011–06P–R3.0–000	TCC–112FL–C011–06P–C3.0–000	TCC–112FL–C011–06P–R3.0–000
	5	TCC–112ML–C011–06P–C5.0–000	TCC–112ML–C011–06P–R5.0–000	TCC–112FL–C011–06P–C5.0–000	TCC–112FL–C011–06P–R5.0–000

芯线颜色和顺序

	Pin 位			
Pin1	1.Brown 棕	1.Brown 棕	1.White 白	1.White 白
Pin2	2.–	2.White 白	2.Brown 棕	2.Brown 棕
Pin3	3.Blue 蓝	3.Blue 蓝	3.Green 绿	3.Green 绿
Pin4	4.Black 黑	4.Black 黑	4.Yellow 黄	4.Yellow 黄
Pin5			5.Gray 灰	5.Grey 灰
Pin6				6.Pink 粉

M12 – 注塑成型式 – 直头 非屏蔽 – D coding
M12 Overmolded With Cable Plug, Unshielded, Straight – D coding

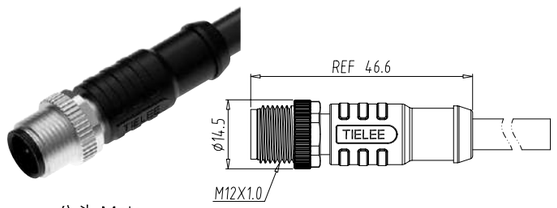

公头 Male

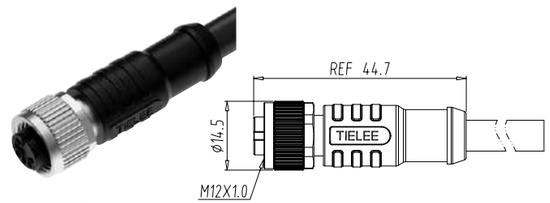

母头 Female

芯数 Numer of Pin	4
认证	
Pin 分布图（公头）	
Pin 分布图（母头）	
接触阻抗 Contact impedance	≤ 5mΩ
绝缘阻抗 Insulation resistance	≥ 100MΩ
插拔次数 Numberof plugand unplug cycles	≥ 100
环境温度 Ambient temperature	–25℃ –80℃
防护等级 Ingress protection	IP67
胶芯材质 Rubber core material	PA
端子材料 Terminal material	铜镀金 Gold–plated Beryllium Copper
是否屏蔽 Shielding	非屏蔽 UnShielded
执行标准 Enforce the standard	IEC61076–2–101
额定电压 Rated voltage	250V
额定电流 rated current	4A

产品料号

芯数 Numer of Pin	线缆长度 length（M）	公头		母头	
		PVC	PUR	PVC	PUR
4	1	TCC–112ML–D011–04P–C1.0–000	TCC–112ML–D011–04P–R1.0–000	TCC–112FL–D011–04P–C1.0–000	TCC–112FL–D011–04P–R1.0–000
	3	TCC–112ML–D011–04P–C3.0–000	TCC–112ML–D011–04P–R3.0–000	TCC–112FL–D011–04P–C3.0–000	TCC–112FL–D011–04P–R3.0–000
	5	TCC–112ML–D011–04P–C5.0–000	TCC–112ML–D011–04P–R5.0–000	TCC–112FL–D011–04P–C5.0–000	TCC–112FL–D011–04P–R5.0–000

芯线颜色和顺序

	Pin 位
Pin1	1.Yellow 黄
Pin2	2.White 白
Pin3	3.Orange 橙
Pin4	4.Blue 蓝

M12 – 注塑成型式 – 直头 非屏蔽 – S coding
M12 Overmolded With Cable Plug, Unshieded, Straight – S coding

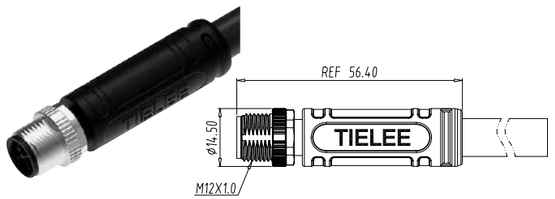

公头 Male

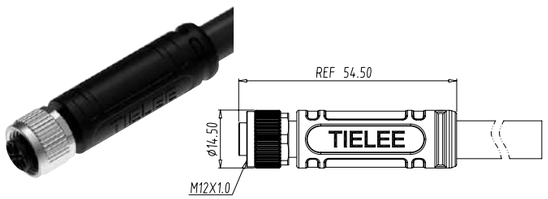

母头 Female

芯数 Numer of Pin	3(2+PE)	4(3+PE)
认证		
Pin 分布图（公头）		
Pin 分布图（母头）		
接触阻抗 Contact impedance	≤ 5mΩ	
绝缘阻抗 Insulation resistance	≥ 100MΩ	
插拔次数 Numberof plugand unplug cycles	≥ 100	
环境温度 Ambient temperature	–25℃ –80℃	
防护等级 Ingress protection	IP67	
胶芯材质 Rubber core material	PA	
端子材料 Terminal material	铜镀金 Gold–plated Beryllium Copper	
是否屏蔽 Shielding	非屏蔽 Unshielded	
执行标准 Enforce the standard	IEC 61076–2–111	
额定电压 Rated voltage	630V	
额定电流 rated current	12A	

产品料号

芯数 Numer of Pin	线缆长度 length（M）	公头		母头	
		PVC	PUR	PVC	PUR
3	1	TCC–112ML–S011–03P–C1.0–000	TCC–112ML–S011–03P–R1.0–000	TCC–112FL–S011–03P–C1.0–000	TCC–112FL–S011–03P–R1.0–000
	3	TCC–112ML–S011–03P–C3.0–000	TCC–112ML–S011–03P–R3.0–000	TCC–112FL–S011–03P–C3.0–000	TCC–112FL–S011–03P–R3.0–000
	5	TCC–112ML–S011–03P–C5.0–000	TCC–112ML–S011–03P–R5.0–000	TCC–112FL–S011–03P–C5.0–000	TCC–112FL–S011–03P–R5.0–000
4	1	TCC–112ML–S011–04P–C1.0–000	TCC–112ML–S011–04P–R1.0–000	TCC–112FL–S011–04P–C1.0–000	TCC–112FL–S011–04P–R1.0–000
	3	TCC–112ML–S011–04P–C3.0–000	TCC–112ML–S011–04P–R3.0–000	TCC–112FL–S011–04P–C3.0–000	TCC–112FL–S011–04P–R3.0–000
	5	TCC–112ML–S011–04P–C5.0–000	TCC–112ML–S011–04P–R5.0–000	TCC–112FL–S011–04P–C5.0–000	TCC–112FL–S011–04P–R5.0–000

芯线颜色和顺序

	Pin 位	
Pin1	1.Black1 黑 1	1.Black1 黑 1
Pin2	2.–	2.Black2 黑 2
Pin3	3.Black3 黑 3	3.Black3 黑 3
Pin4	PE Yellow/Green 黄 / 绿	PE Yellow/Green 黄 / 绿

M12 – 注塑成型式 – 直头 非屏蔽 – T coding
M12 Overmolded With Cable Plug, Unshieded, Straight – T coding

公头 Male

母头 Female

芯数 Numer of Pin	2	3	4
认证			
Pin 分布图（公头）			
Pin 分布图（母头）			
接触阻抗 Contact impedance	≤ 5mΩ		
绝缘阻抗 Insulation resistance	≥ 100MΩ		
插拔次数 Numberof plugand unplug cycles	≥ 100		
环境温度 Ambient temperature	–25℃ –80℃		
防护等级 Ingress protection	IP67		
胶芯材质 Rubber core material	PA		
端子材料 Terminal material	铜镀金 Gold–plated Beryllium Copper		
是否屏蔽 Shielding	非屏蔽 Unshielded		
执行标准 Enforce the standard	IEC 61076–2–111		
额定电压 Rated voltage	63V		
额定电流 rated current	12A		

产品料号

芯数 Numer of Pin	线缆长度 length（M）	公头		母头	
		PVC	PUR	PVC	PUR
2	1	TCC–112ML–T011–02P–C1.0–000	TCC–112ML–T011–02P–R1.0–000	TCC–112FL–T011–02P–C1.0–000	TCC–112FL–T011–02P–R1.0–000
	3	TCC–112ML–T011–02P–C3.0–000	TCC–112ML–T011–02P–R3.0–000	TCC–112FL–T011–02P–C3.0–000	TCC–112FL–T011–02P–R3.0–000
	5	TCC–112ML–T011–02P–C5.0–000	TCC–112ML–T011–02P–R5.0–000	TCC–112FL–T011–02P–C5.0–000	TCC–112FL–T011–02P–R5.0–000
3	1	TCC–112ML–T011–03P–C1.0–000	TCC–112ML–T011–03P–R1.0–000	TCC–112FL–T011–03P–C1.0–000	TCC–112FL–T011–03P–R1.0–000
	3	TCC–112ML–T011–03P–C3.0–000	TCC–112ML–T011–03P–R3.0–000	TCC–112FL–T011–03P–C3.0–000	TCC–112FL–T011–03P–R3.0–000
	5	TCC–112ML–T011–03P–C5.0–000	TCC–112ML–T011–03P–R5.0–000	TCC–112FL–T011–03P–C5.0–000	TCC–112FL–T011–03P–R5.0–000
4	1	TCC–112ML–T011–04P–C1.0–000	TCC–112ML–T011–04P–R1.0–000	TCC–112FL–T011–04P–C1.0–000	TCC–112FL–T011–04P–R1.0–000
	3	TCC–112ML–T011–04P–C3.0–000	TCC–112ML–T011–04P–R3.0–000	TCC–112FL–T011–04P–C3.0–000	TCC–112FL–T011–04P–R3.0–000
	5	TCC–112ML–T011–04P–C5.0–000	TCC–112ML–T011–04P–R5.0–000	TCC–112FL–T011–04P–C5.0–000	TCC–112FL–T011–04P–R5.0–000

芯线颜色和顺序

	Pin 位		
Pin1	1.Brown 棕	1.Brown 棕	1.Brown 棕
Pin2	2.–	2.–	2.White 白
Pin3	3.Blue 蓝	3.Blue 蓝	3.Blue 蓝
Pin4	4.–	4.Black 黑	4.Black 黑

TIELEE®
M12 Series

M12 – 注塑成型式 – 直头 非屏蔽 – K coding
M12 Overmolded With Cable Plug, Unshieded, Straight – K coding

公头 Male

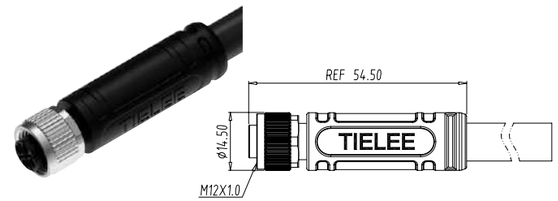

母头 Female

芯数 Numer of Pin	3(2+PE)	4(3+PE)	5(4+PE)
认证			
Pin 分布图（公头）			
Pin 分布图（母头）			
接触阻抗 Contact impedance	≤ 5mΩ		
绝缘阻抗 Insulation resistance	≥ 100MΩ		
插拔次数 Numberof plugand unplug cycles	≥ 100		
环境温度 Ambient temperature	–25℃ –80℃		
防护等级 Ingress protection	IP67		
胶芯材质 Rubber core material	PA		
端子材料 Terminal material	铜镀金 Gold–plated Beryllium Copper		
是否屏蔽 Shielding	非屏蔽 Unshielded		
执行标准 Enforce the standard	IEC 61076–2–111		
额定电压 Rated voltage	630V		
额定电流 rated current	12A		

产品料号

芯数 Numer of Pin	线缆长度 length（M）	公头		母头	
		PVC	PUR	PVC	PUR
3	1	TCC–112ML–K011–03P–C1.0–000	TCC–112ML–K011–03P–R1.0–000	TCC–112FL–K011–03P–C1.0–000	TCC–112FL–K011–03P–R1.0–000
	3	TCC–112ML–K011–03P–C3.0–000	TCC–112ML–K011–03P–R3.0–000	TCC–112FL–K011–03P–C3.0–000	TCC–112FL–K011–03P–R3.0–000
	5	TCC–112ML–K011–03P–C5.0–000	TCC–112ML–K011–03P–R5.0–000	TCC–112FL–K011–03P–C5.0–000	TCC–112FL–K011–03P–R5.0–000
4	1	TCC–112ML–K011–04P–C1.0–000	TCC–112ML–K011–04P–R1.0–000	TCC–112FL–K011–04P–C1.0–000	TCC–112FL–K011–04P–R1.0–000
	3	TCC–112ML–K011–04P–C3.0–000	TCC–112ML–K011–04P–R3.0–000	TCC–112FL–K011–04P–C3.0–000	TCC–112FL–K011–04P–R3.0–000
	5	TCC–112ML–K011–04P–C5.0–000	TCC–112ML–K011–04P–R5.0–000	TCC–112FL–K011–04P–C5.0–000	TCC–112FL–K011–04P–R5.0–000
5	1	TCC–112ML–K011–05P–C1.0–000	TCC–112ML–K011–05P–R1.0–000	TCC–112FL–K011–05P–C1.0–000	TCC–112FL–K011–05P–R1.0–000
	3	TCC–112ML–K011–05P–C3.0–000	TCC–112ML–K011–05P–R3.0–000	TCC–112FL–K011–05P–C3.0–000	TCC–112FL–K011–05P–R3.0–000
	5	TCC–112ML–K011–05P–C5.0–000	TCC–112ML–K011–05P–R5.0–000	TCC–112FL–K011–05P–C5.0–000	TCC–112FL–K011–05P–R5.0–000

芯线颜色和顺序

	Pin 位		
Pin1	1.–	1.Black1 黑 1	1.Black1 黑 1
Pin2	2.Black2 黑 2	2.Black2 黑 2	2.Black2 黑 2
Pin3	3.Black3 黑 3	3.Black3 黑 3	3.Black3 黑 3
Pin4	4.–	4.Black4 黑 4	4.Black4 黑 4
Pin5	PE Yellow/Green 黄 / 绿	PE Yellow/Green 黄 / 绿	PE Yellow/Green 黄 / 绿

M12 – 注塑成型式 – 直头 非屏蔽 – L coding
M12 Overmolded With Cable Plug, Unshieded, Straight – L coding

公头 Male

母头 Female

芯数 Numer of Pin	3(2+PE)	4(3+PE)	5(4+PE)
认证			
Pin 分布图（公头）			
Pin 分布图（母头）			
接触阻抗 Contact impedance	≤ 5mΩ		
绝缘阻抗 Insulation resistance	≥ 100MΩ		
插拔次数 Numberof plugand unplug cycles	≥ 100		
环境温度 Ambient temperature	–25℃ –80℃		
防护等级 Ingress protection	IP67		
胶芯材质 Rubber core material	PA		
端子材料 Terminal material	铜镀金 Gold–plated Beryllium Copper		
是否屏蔽 Shielding	非屏蔽 Unshielded		
执行标准 Enforce the standard	IEC 61076–2–111		
额定电压 Rated voltage	63V		
额定电流 rated current	16A		

产品料号

芯数 Numer of Pin	线缆长度 length（M）	公头		母头	
		PVC	PUR	PVC	PUR
3	1	TCC–112ML–L012–03P–C1.0–000	TCC–112ML–L012–03P–R1.0–000	TCC–112FL–L012–03P–C1.0–000	TCC–112FL–L012–03P–R1.0–000
	3	TCC–112ML–L012–03P–C3.0–000	TCC–112ML–L012–03P–R3.0–000	TCC–112FL–L012–03P–C3.0–000	TCC–112FL–L012–03P–R3.0–000
	5	TCC–112ML–L012–03P–C5.0–000	TCC–112ML–L012–03P–R5.0–000	TCC–112FL–L012–03P–C5.0–000	TCC–112FL–L012–03P–R5.0–000
4	1	TCC–112ML–L012–04P–C1.0–000	TCC–112ML–L012–04P–R1.0–000	TCC–112FL–L012–04P–C1.0–000	TCC–112FL–L012–04P–R1.0–000
	3	TCC–112ML–L012–04P–C3.0–000	TCC–112ML–L012–04P–R3.0–000	TCC–112FL–L012–04P–C3.0–000	TCC–112FL–L012–04P–R3.0–000
	5	TCC–112ML–L012–04P–C5.0–000	TCC–112ML–L012–04P–R5.0–000	TCC–112FL–L012–04P–C5.0–000	TCC–112FL–L012–04P–R5.0–000
5	1	TCC–112ML–L012–05P–C1.0–000	TCC–112ML–L012–05P–R1.0–000	TCC–112FL–L012–05P–C1.0–000	TCC–112FL–L012–05P–R1.0–000
	3	TCC–112ML–L012–05P–C3.0–000	TCC–112ML–L012–05P–R3.0–000	TCC–112FL–L012–05P–C3.0–000	TCC–112FL–L012–05P–R3.0–000
	5	TCC–112ML–L012–05P–C5.0–000	TCC–112ML–L012–05P–R5.0–000	TCC–112FL–L012–05P–C5.0–000	TCC–112FL–L012–05P–R5.0–000

芯线颜色和顺序

	Pin 位		
Pin1	1.–	1.Brown 棕	1.Brown 棕
Pin2	2.White 白	2.White 白	2.White 白
Pin3	3.Blue 蓝	3.Blue 蓝	3.Blue 蓝
Pin4	4.–	4.–	4.Black 黑
Pin5	FE Pink 粉	FE Pink 粉	FE Pink 粉

M12 – 注塑成型式 – 直头 非屏蔽 – M coding
M12 Overmolded With Cable Plug, Unshieded, Straight – M coding

公头 Male

母头 Female

芯数 Numer of Pin	3	4	5	6
认证				
Pin 分布图（公头）				
Pin 分布图（母头）				
接触阻抗 Contact impedance	≤ 5mΩ			
绝缘阻抗 Insulation resistance	≥ 100MΩ			
插拔次数 Numberof plugand unplug cycles	≥ 100			
环境温度 Ambient temperature	–25℃ –80℃			
防护等级 Ingress protection	IP67			
胶芯材质 Rubber core material	PA			
端子材料 Terminal material	铜镀金 Gold–plated Beryllium Copper			
是否屏蔽 Shielding	非屏蔽 Unshielded			
执行标准 Enforce the standard	IEC 61076–2–111			
额定电压 Rated voltage	630V			
额定电流 rated current	8A			

产品料号

芯数 Numer of Pin	线缆长度 length（M）	公头		母头	
		PVC	PUR	PVC	PUR
3	1	TCC–112ML–M011–03P–C1.0–000	TCC–112ML–M011–03P–R1.0–000	TCC–112FL–M011–03P–C1.0–000	TCC–112FL–M011–03P–R1.0–000
	3	TCC–112ML–M011–03P–C3.0–000	TCC–112ML–M011–03P–R3.0–000	TCC–112FL–M011–03P–C3.0–000	TCC–112FL–M011–03P–R3.0–000
	5	TCC–112ML–M011–03P–C5.0–000	TCC–112ML–M011–03P–R5.0–000	TCC–112FL–M011–03P–C5.0–000	TCC–112FL–M011–03P–R5.0–000
4	1	TCC–112ML–M011–04P–C1.0–000	TCC–112ML–M011–04P–R1.0–000	TCC–112FL–M011–04P–C1.0–000	TCC–112FL–M011–04P–R1.0–000
	3	TCC–112ML–M011–04P–C3.0–000	TCC–112ML–M011–04P–R3.0–000	TCC–112FL–M011–04P–C3.0–000	TCC–112FL–M011–04P–R3.0–000
	5	TCC–112ML–M011–04P–C5.0–000	TCC–112ML–M011–04P–R5.0–000	TCC–112FL–M011–04P–C5.0–000	TCC–112FL–M011–04P–R5.0–000
5	1	TCC–112ML–M011–05P–C1.0–000	TCC–112ML–M011–05P–R1.0–000	TCC–112FL–M011–05P–C1.0–000	TCC–112FL–M011–05P–R1.0–000
	3	TCC–112ML–M011–05P–C3.0–000	TCC–112ML–M011–05P–R3.0–000	TCC–112FL–M011–05P–C3.0–000	TCC–112FL–M011–05P–R3.0–000
	5	TCC–112ML–M011–05P–C5.0–000	TCC–112ML–M011–05P–R5.0–000	TCC–112FL–M011–05P–C5.0–000	TCC–112FL–M011–05P–R5.0–000
6	1	TCC–112ML–M011–06P–C1.0–000	TCC–112ML–M011–06P–R1.0–000	TCC–112FL–M011–06P–C1.0–000	TCC–112FL–M011–06P–R1.0–000
	3	TCC–112ML–M011–06P–C3.0–000	TCC–112ML–M011–06P–R3.0–000	TCC–112FL–M011–06P–C3.0–000	TCC–112FL–M011–06P–R3.0–000
	5	TCC–112ML–M011–06P–C5.0–000	TCC–112ML–M011–06P–R5.0–000	TCC–112FL–M011–06P–C5.0–000	TCC–112FL–M011–06P–R5.0–000

芯线颜色和顺序

	Pin 位			
Pin1	1.–	1.Black1 黑 1	1.Black1 黑 1	1.Black1 黑 1
Pin2	2.Black2 黑 2	2.–	2.Black1 黑 2	2.Black1 黑 2
Pin3	3.–	3.Black1 黑 3	3.–	3.Black3 黑 3
Pin4	4.Black4 黑 4	4.Black1 黑 4	4.Black1 黑 4	4.Black1 黑 4
Pin5	PE Yellow/Green 黄 / 绿	PE Yellow/Green 黄 / 绿	5.Black1 黑 5	5.Black1 黑 5
Pin6			PE Yellow/Green 黄 / 绿	PE Yellow/Green 黄 / 绿

M12 – 注塑成型式 – 直头 屏蔽 – A coding
M12 Overmolded With Cable Plug, Shielded, Straight – A coding

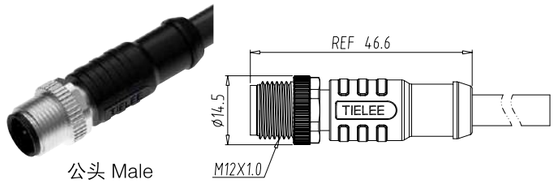

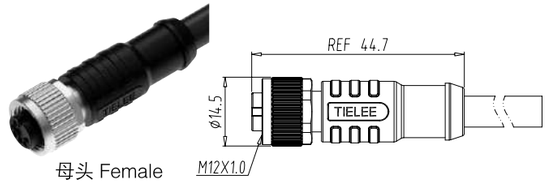

芯数 Numer of Pin	3	4	5	6	8	10	12	17
认证								
Pin 分布图（公头）					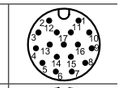		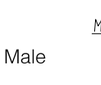	
Pin 分布图（母头）					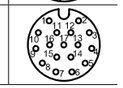			
额定电压 Rated voltage	250V		60V	30V		30V		
额定电流 rated current	4A		4A	2A		1.5A		

接触阻抗 Contact impedance	≤ 5mΩ	胶芯材质 Rubber core material	PA
绝缘阻抗 Insulation resistance	≥ 100MΩ	端子材料 Terminal material	铜镀金 Gold-plated Beryllium Copper
插拔次数 Numberof plugand unplug cycles	≥ 100	是否屏蔽 Shielding	屏蔽 Shielded
环境温度 Ambient temperature	-25℃ -80℃	执行标准 Enforce the standard	IEC61076-2-104
防护等级 Ingress protection	IP67		

产品料号

芯数 Numer of Pin	线缆长度 length（M）	公头 PVC	母头 PUR	公头 PVC	母头 PUR
3	1	TCC-112ML-AH011-03P-C1.0-000	TCC-112ML-AH011-03P-R1.0-000	TCC-112FL-AH011-03P-C1.0-000	TCC-112FL-AH011-03P-R1.0-000
	3	TCC-112ML-AH011-03P-C3.0-000	TCC-112ML-AH011-03P-R3.0-000	TCC-112FL-AH011-03P-C3.0-000	TCC-112FL-AH011-03P-R3.0-000
	5	TCC-112ML-AH011-03P-C5.0-000	TCC-112ML-AH011-03P-R5.0-000	TCC-112FL-AH011-03P-C5.0-000	TCC-112FL-AH011-03P-R5.0-000
4	1	TCC-112ML-AH011-04P-C1.0-000	TCC-112ML-AH011-04P-R1.0-000	TCC-112FL-AH011-04P-C1.0-000	TCC-112FL-AH011-04P-R1.0-000
	3	TCC-112ML-AH011-04P-C3.0-000	TCC-112ML-AH011-04P-R3.0-000	TCC-112FL-AH011-04P-C3.0-000	TCC-112FL-AH011-04P-R3.0-000
	5	TCC-112ML-AH011-04P-C5.0-000	TCC-112ML-AH011-04P-R5.0-000	TCC-112FL-AH011-04P-C5.0-000	TCC-112FL-AH011-04P-R5.0-000
5	1	TCC-112ML-AH011-05P-C1.0-000	TCC-112ML-AH011-05P-R1.0-000	TCC-112FL-AH011-05P-C1.0-000	TCC-112FL-AH011-05P-R1.0-000
	3	TCC-112ML-AH011-05P-C3.0-000	TCC-112ML-AH011-05P-R3.0-000	TCC-112FL-AH011-05P-C3.0-000	TCC-112FL-AH011-05P-R3.0-000
	5	TCC-112ML-AH011-05P-C5.0-000	TCC-112ML-AH011-05P-R5.0-000	TCC-112FL-AH011-05P-C5.0-000	TCC-112FL-AH011-05P-R5.0-000
6	1	TCC-112ML-AH011-06P-C1.0-000	TCC-112ML-AH011-06P-R1.0-000	TCC-112FL-AH011-06P-C1.0-000	TCC-112FL-AH011-06P-R1.0-000
	3	TCC-112ML-AH011-06P-C3.0-000	TCC-112ML-AH011-06P-R3.0-000	TCC-112FL-AH011-06P-C3.0-000	TCC-112FL-AH011-06P-R3.0-000
	5	TCC-112ML-AH011-06P-C5.0-000	TCC-112ML-AH011-06P-R5.0-000	TCC-112FL-AH011-06P-C5.0-000	TCC-112FL-AH011-06P-R5.0-000
8	1	TCC-112ML-AH011-08P-C1.0-000	TCC-112ML-AH011-08P-R1.0-000	TCC-112FL-AH011-08P-C1.0-000	TCC-112FL-AH011-08P-R1.0-000
	3	TCC-112ML-AH011-08P-C3.0-000	TCC-112ML-AH011-08P-R3.0-000	TCC-112FL-AH011-08P-C3.0-000	TCC-112FL-AH011-08P-R3.0-000
	5	TCC-112ML-AH011-08P-C5.0-000	TCC-112ML-AH011-08P-R5.0-000	TCC-112FL-AH011-08P-C5.0-000	TCC-112FL-AH011-08P-R5.0-000
10	1	TCC-112ML-AH011-10P-C1.0-000	TCC-112ML-AH011-10P-R1.0-000	TCC-112FL-AH011-10P-C1.0-000	TCC-112FL-AH011-10P-R1.0-000
	3	TCC-112ML-AH011-10P-C3.0-000	TCC-112ML-AH011-10P-R3.0-000	TCC-112FL-AH011-10P-C3.0-000	TCC-112FL-AH011-10P-R3.0-000
	5	TCC-112ML-AH011-10P-C5.0-000	TCC-112ML-AH011-10P-R5.0-000	TCC-112FL-AH011-10P-C5.0-000	TCC-112FL-AH011-10P-R5.0-000
12	1	TCC-112ML-AH011-12P-C1.0-000	TCC-112ML-AH011-12P-R1.0-000	TCC-112FL-AH011-12P-C1.0-000	TCC-112FL-AH011-12P-R1.0-000
	3	TCC-112ML-AH011-12P-C3.0-000	TCC-112ML-AH011-12P-R3.0-000	TCC-112FL-AH011-12P-C3.0-000	TCC-112FL-AH011-12P-R3.0-000
	5	TCC-112ML-AH011-12P-C5.0-000	TCC-112ML-AH011-12P-R5.0-000	TCC-112FL-AH011-12P-C5.0-000	TCC-112FL-AH011-12P-R5.0-000
17	1	TCC-112ML-AH011-17P-C1.0-000	TCC-112ML-AH011-17P-R1.0-000	TCC-112FL-AH011-17P-C1.0-000	TCC-112FL-AH011-17P-R1.0-000
	3	TCC-112ML-AH011-17P-C3.0-000	TCC-112ML-AH011-17P-R3.0-000	TCC-112FL-AH011-17P-C3.0-000	TCC-112FL-AH011-17P-R3.0-000
	5	TCC-112ML-AH011-17P-C5.0-000	TCC-112ML-AH011-17P-R5.0-000	TCC-112FL-AH011-17P-C5.0-000	TCC-112FL-AH011-17P-R5.0-000

芯线颜色和顺序

	Pin 位							
Pin1	1.Brown 棕	1.Brown 棕	1.Brown 棕	1.White 白	1.White 白	1.Brown 棕	1.Brown 棕	1.Brown 棕
Pin2	2.–	2.White 白	2.White 白	2.Brown 棕	2.Brown 棕	2.Blue 蓝	2.Blue 蓝	2.Blue 蓝
Pin3	3.Blue 蓝	3.Blue 蓝	3.Blue 蓝	3.Green 绿	3.Green 绿	3.White 白	3.White 白	3.White 白
Pin4	4.Black 黑	4.Black 黑	4.Black 黑	4.Yellow 黄	4.Yellow 黄	4.Green 绿	4.Green 绿	4.Green 绿
Pin5			5.Gray 灰	5.–	5.Gray 灰	5.Pink 粉	5.Pink 粉	5.Pink 粉
Pin6				6.Pink 粉	6.Pink 粉	6.Yellow 黄	6.Yellow 黄	6.Yellow 黄
Pin7				7.Blue 蓝	7.Blue 蓝	7.Black 黑	7.Black 黑	7.Black 黑
Pin8				8.–	8.Red 红	8.Grey 灰	8.Grey 灰	8.Grey 灰
Pin9						9.Red 红	9.Red 红	9.Red 红
Pin10						10.Violet 紫	10.Violet 紫	10.Violet 紫
Pin11							11.Grey/Pink 灰 / 粉	11.Grey/Pink 灰 / 粉
Pin12							12.Red/Blue 红 / 蓝	12.Red/Blue 红 / 蓝
Pin13								13.White/Green 白 / 绿
Pin14								14.Brown/Green 棕 / 绿
Pin15								15.White/Yellow 白 / 黄
Pin16								16.Yellow/Brown 黄 / 棕
Pin17								17.White/Grey 白 / 灰

M12 – 注塑成型式 – 直头 屏蔽 – B coding
M12 Overmolded With Cable Plug, Shielded, Straight – B coding

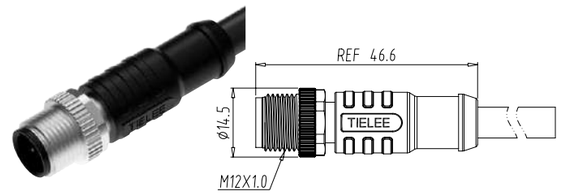

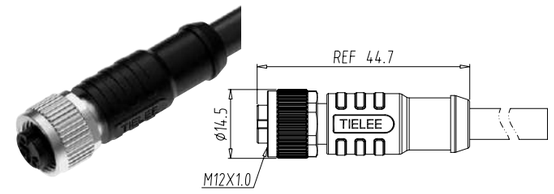

芯数 Numer of Pin	5
认证	
Pin 分布图（公头）	
Pin 分布图（母头）	
接触阻抗 Contact impedance	≤ 5mΩ
绝缘阻抗 Insulation resistance	≥ 100MΩ
插拔次数 Numberof plugand unplug cycles	≥ 100
环境温度 Ambient temperature	-25℃ -80℃
防护等级 Ingress protection	IP67
胶芯材质 Rubber core material	PA
端子材料 Terminal material	铜镀金 Gold-plated Beryllium Copper
是否屏蔽 Shielding	屏蔽 Shielded
执行标准 Enforce the standard	IEC61076-2-101
额定电压 Rated voltage	60V
额定电流 rated current	4A

产品料号

芯数 Numer of Pin	线缆长度 length（M）	公头 PVC	公头 PUR	母头 PVC	母头 PUR
5	1	TCC-112ML-BH011-05P-C1.0-000	TCC-112ML-BH011-05P-R1.0-000	TCC-112FL-BH011-05P-C1.0-000	TCC-112FL-BH011-05P-R1.0-000
	3	TCC-112ML-BH011-05P-C3.0-000	TCC-112ML-BH011-05P-R3.0-000	TCC-112FL-BH011-05P-C3.0-000	TCC-112FL-BH011-05P-R3.0-000
	5	TCC-112ML-BH011-05P-C5.0-000	TCC-112ML-BH011-05P-R5.0-000	TCC-112FL-BH011-05P-C5.0-000	TCC-112FL-BH011-05P-R5.0-000

芯线颜色和顺序

	Pin 位
Pin1	1.Brown 棕
Pin2	2.White 白
Pin3	3.Blue 蓝
Pin4	4.Black 黑
Pin5	5.Gray 灰

M12 – 注塑成型式 – 直头 屏蔽 – C coding
M12 Overmolded With Cable Plug, Shielded, Straight – C coding

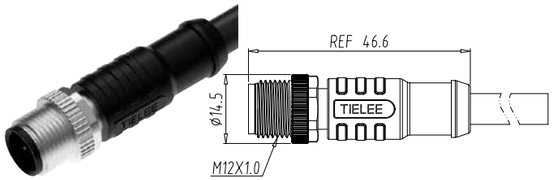

公头 Male

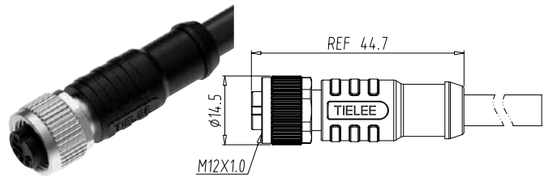

母头 Female

芯数 Numer of Pin	3	4	5	6
认证				
Pin 分布图（公头）				
Pin 分布图（母头）				
接触阻抗 Contact impedance	≤ 5mΩ			
绝缘阻抗 Insulation resistance	≥ 100MΩ			
插拔次数 Numberof plugand unplug cycles	≥ 100			
环境温度 Ambient temperature	-25℃ -80℃			
防护等级 Ingress protection	IP67			
胶芯材质 Rubber core material	PA			
端子材料 Terminal material	铜镀金 Gold-plated Beryllium Copper			
是否屏蔽 Shielding	屏蔽 Shielded			
执行标准 Enforce the standard	IEC61076-2-101			
额定电压 Rated voltage	250V		60V	30A
额定电流 rated current	4A		2A	2A

产品料号

芯数 Numer of Pin	线缆长度 length（M）	公头		母头	
		PVC	PUR	PVC	PUR
3	1	TCC-112ML-CH011-03P-C1.0-000	TCC-112ML-CH011-03P-R1.0-000	TCC-112FL-CH011-03P-C1.0-000	TCC-112FL-CH011-03P-R1.0-000
	3	TCC-112ML-CH011-03P-C3.0-000	TCC-112ML-CH011-03P-R3.0-000	TCC-112FL-CH011-03P-C3.0-000	TCC-112FL-CH011-03P-R3.0-000
	5	TCC-112ML-CH011-03P-C5.0-000	TCC-112ML-CH011-03P-R5.0-000	TCC-112FL-CH011-03P-C5.0-000	TCC-112FL-CH011-03P-R5.0-000
4	1	TCC-112ML-CH011-04P-C1.0-000	TCC-112ML-CH011-04P-R1.0-000	TCC-112FL-CH011-04P-C1.0-000	TCC-112FL-CH011-04P-R1.0-000
	3	TCC-112ML-CH011-04P-C3.0-000	TCC-112ML-CH011-04P-R3.0-000	TCC-112FL-CH011-04P-C3.0-000	TCC-112FL-CH011-04P-R3.0-000
	5	TCC-112ML-CH011-04P-C5.0-000	TCC-112ML-CH011-04P-R5.0-000	TCC-112FL-CH011-04P-C5.0-000	TCC-112FL-CH011-04P-R5.0-000
5	1	TCC-112ML-CH011-05P-C1.0-000	TCC-112ML-CH011-05P-R1.0-000	TCC-112FL-CH011-05P-C1.0-000	TCC-112FL-CH011-05P-R1.0-000
	3	TCC-112ML-CH011-05P-C3.0-000	TCC-112ML-CH011-05P-R3.0-000	TCC-112FL-CH011-05P-C3.0-000	TCC-112FL-CH011-05P-R3.0-000
	5	TCC-112ML-CH011-05P-C5.0-000	TCC-112ML-CH011-05P-R5.0-000	TCC-112FL-CH011-05P-C5.0-000	TCC-112FL-CH011-05P-R5.0-000
6	1	TCC-112ML-CH011-06P-C1.0-000	TCC-112ML-CH011-06P-R1.0-000	TCC-112FL-CH011-06P-C1.0-000	TCC-112FL-CH011-06P-R1.0-000
	3	TCC-112ML-CH011-06P-C3.0-000	TCC-112ML-CH011-06P-R3.0-000	TCC-112FL-CH011-06P-C3.0-000	TCC-112FL-CH011-06P-R3.0-000
	5	TCC-112ML-CH011-06P-C5.0-000	TCC-112ML-CH011-06P-R5.0-000	TCC-112FL-CH011-06P-C5.0-000	TCC-112FL-CH011-06P-R5.0-000

芯线颜色和顺序

Pin 位				
Pin1	1.Brown 棕	1.Brown 棕	1.White 白	1.White 白
Pin2	2.-	2.White 白	2.Brown 棕	2.Brown 棕
Pin3	3.Blue 蓝	3.Blue 蓝	3.Green 绿	3.Green 绿
Pin4	4.Black 黑	4.Black 黑	4.Yellow 黄	4.Yellow 黄
Pin5			5.Gray 灰	5.Grey 灰
Pin6				6.Pink 粉

M12 – 注塑成型式 – 直头 屏蔽 – D coding
M12 Overmolded With Cable Plug, Shielded, Straight – D coding

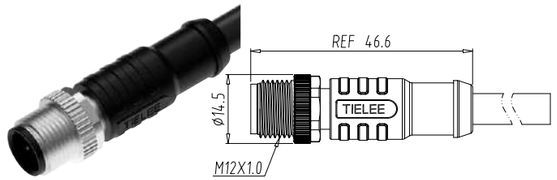

公头 Male

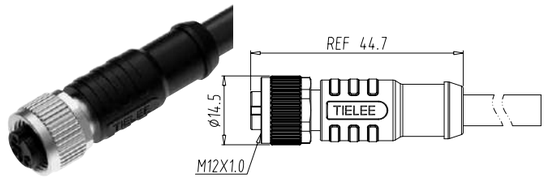

母头 Female

芯数 Numer of Pin	4
认证	
Pin 分布图（公头）	
Pin 分布图（母头）	
接触阻抗 Contact impedance	≤ 5mΩ
绝缘阻抗 Insulation resistance	≥ 100MΩ
插拔次数 Numberof plugand unplug cycles	≥ 100
环境温度 Ambient temperature	-25℃ -80℃
防护等级 Ingress protection	IP67
胶芯材质 Rubber core material	PA
端子材料 Terminal material	铜镀金 Gold-plated Beryllium Copper
是否屏蔽 Shielding	屏蔽 Shielded
执行标准 Enforce the standard	IEC61076-2-101
额定电压 Rated voltage	250V
额定电流 rated current	4A

产品料号

芯数 Numer of Pin	线缆长度 length（M）	公头		母头	
		PVC	PUR	PVC	PUR
4	1	TCC-112ML-DH011-04P-C1.0-000	TCC-112ML-DH011-04P-R1.0-000	TCC-112FL-DH011-04P-C1.0-000	TCC-112FL-DH011-04P-R1.0-000
	3	TCC-112ML-DH011-04P-C3.0-000	TCC-112ML-DH011-04P-R3.0-000	TCC-112FL-DH011-04P-C3.0-000	TCC-112FL-DH011-04P-R3.0-000
	5	TCC-112ML-DH011-04P-C5.0-000	TCC-112ML-DH011-04P-R5.0-000	TCC-112FL-DH011-04P-C5.0-000	TCC-112FL-DH011-04P-R5.0-000

芯线颜色和顺序

Pin 位	
Pin1	1.Yellow 黄
Pin2	2.White 白
Pin3	3.Orange 橙
Pin4	4.Blue 蓝

M12 – 注塑成型式 – 直头 屏蔽 – S coding
M12 Overmolded With Cable Plug, Shieded, Straight – S coding

公头 Male

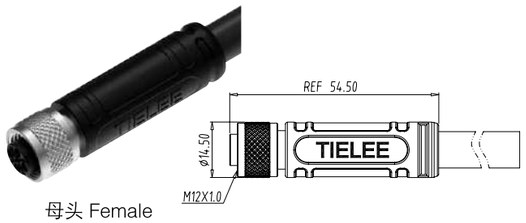

母头 Female

芯数 Numer of Pin	3(2+PE)	4(3+PE)
认证		
Pin 分布图（公头）		
Pin 分布图（母头）		
接触阻抗 Contact impedance	≤ 5mΩ	
绝缘阻抗 Insulation resistance	≥ 100MΩ	
插拔次数 Numberof plugand unplug cycles	≥ 100	
环境温度 Ambient temperature	–25℃ –80℃	
防护等级 Ingress protection	IP67	
胶芯材质 Rubber core material	PA	
端子材料 Terminal material	铜镀金 Gold–plated Beryllium Copper	
是否屏蔽 Shielding	屏蔽 Shielded	
执行标准 Enforce the standard	IEC 61076–2–111	
额定电压 Rated voltage	630V	
额定电流 rated current	12A	

产品料号

芯数 Numer of Pin	线缆长度 length（M）	公头		母头	
		PVC	PUR	PVC	PUR
3	1	TCC–112ML–SH011–03P–C1.0–000	TCC–112ML–SH011–03P–R1.0–000	TCC–112FL–SH011–03P–C1.0–000	TCC–112FL–SH011–03P–R1.0–000
	3	TCC–112ML–SH011–03P–C3.0–000	TCC–112ML–SH011–03P–R3.0–000	TCC–112FL–SH011–03P–C3.0–000	TCC–112FL–SH011–03P–R3.0–000
	5	TCC–112ML–SH011–03P–C5.0–000	TCC–112ML–SH011–03P–R5.0–000	TCC–112FL–SH011–03P–C5.0–000	TCC–112FL–SH011–03P–R5.0–000
4	1	TCC–112ML–SH011–04P–C1.0–000	TCC–112ML–SH011–04P–R1.0–000	TCC–112FL–SH011–04P–C1.0–000	TCC–112FL–SH011–04P–R1.0–000
	3	TCC–112ML–SH011–04P–C3.0–000	TCC–112ML–SH011–04P–R3.0–000	TCC–112FL–SH011–04P–C3.0–000	TCC–112FL–SH011–04P–R3.0–000
	5	TCC–112ML–SH011–04P–C5.0–000	TCC–112ML–SH011–04P–R5.0–000	TCC–112FL–SH011–04P–C5.0–000	TCC–112FL–SH011–04P–R5.0–000

芯线颜色和顺序

Pin 位		
Pin1	1.Black1 黑 1	1.Black1 黑 1
Pin2	2.–	2.Black2 黑 2
Pin3	3.Black3 黑 3	3.Black3 黑 3
Pin4	PE Yellow/Green 黄 / 绿	PE Yellow/Green 黄 / 绿

M12 – 注塑成型式 – 直头 屏蔽 – T coding
M12 Overmolded With Cable Plug, Shieded, Straight – T coding

公头 Male

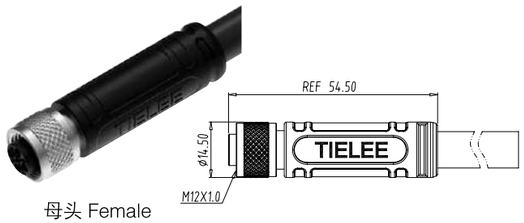

母头 Female

芯数 Numer of Pin	2	3	4
认证			
Pin 分布图（公头）			
Pin 分布图（母头）			
接触阻抗 Contact impedance	≤ 5mΩ		
绝缘阻抗 Insulation resistance	≥ 100MΩ		
插拔次数 Numberof plugand unplug cycles	≥ 100		
环境温度 Ambient temperature	–25℃ –80℃		
防护等级 Ingress protection	IP67		
胶芯材质 Rubber core material	PA		
端子材料 Terminal material	铜镀金 Gold–plated Beryllium Copper		
是否屏蔽 Shielding	屏蔽 Shielded		
执行标准 Enforce the standard	IEC 61076–2–111		
额定电压 Rated voltage	63V		
额定电流 rated current	12A		

产品料号

芯数 Numer of Pin	线缆长度 length（M）	公头		母头	
		PVC	PUR	PVC	PUR
2	1	TCC–112ML–TH011–02P–C1.0–000	TCC–112ML–TH011–02P–R1.0–000	TCC–112FL–TH011–02P–C1.0–000	TCC–112FL–TH011–02P–R1.0–000
	3	TCC–112ML–TH011–02P–C3.0–000	TCC–112ML–TH011–02P–R3.0–000	TCC–112FL–TH011–02P–C3.0–000	TCC–112FL–TH011–02P–R3.0–000
	5	TCC–112ML–TH011–02P–C5.0–000	TCC–112ML–TH011–02P–R5.0–000	TCC–112FL–TH011–02P–C5.0–000	TCC–112FL–TH011–02P–R5.0–000
3	1	TCC–112ML–TH011–03P–C1.0–000	TCC–112ML–TH011–03P–R1.0–000	TCC–112FL–TH011–03P–C1.0–000	TCC–112FL–TH011–03P–R1.0–000
	3	TCC–112ML–TH011–03P–C3.0–000	TCC–112ML–TH011–03P–R3.0–000	TCC–112FL–TH011–03P–C3.0–000	TCC–112FL–TH011–03P–R3.0–000
	5	TCC–112ML–TH011–03P–C5.0–000	TCC–112ML–TH011–03P–R5.0–000	TCC–112FL–TH011–03P–C5.0–000	TCC–112FL–TH011–03P–R5.0–000
4	1	TCC–112ML–TH011–04P–C1.0–000	TCC–112ML–TH011–04P–R1.0–000	TCC–112FL–TH011–04P–C1.0–000	TCC–112FL–TH011–04P–R1.0–000
	3	TCC–112ML–TH011–04P–C3.0–000	TCC–112ML–TH011–04P–R3.0–000	TCC–112FL–TH011–04P–C3.0–000	TCC–112FL–TH011–04P–R3.0–000
	5	TCC–112ML–TH011–04P–C5.0–000	TCC–112ML–TH011–04P–R5.0–000	TCC–112FL–TH011–04P–C5.0–000	TCC–112FL–TH011–04P–R5.0–000

芯线颜色和顺序

Pin 位			
Pin1	1.Brown 棕	1.Brown 棕	1.Brown 棕
Pin2	2.–	2.–	2.White 白
Pin3	3.Blue 蓝	3.Blue 蓝	3.Blue 蓝
Pin4	4.–	4.Black 黑	4.Black 黑

M12 – 注塑成型式 – 直头 屏蔽 – K coding
M12 Overmolded With Cable Plug, Shieded, Straight – K coding

公头 Male

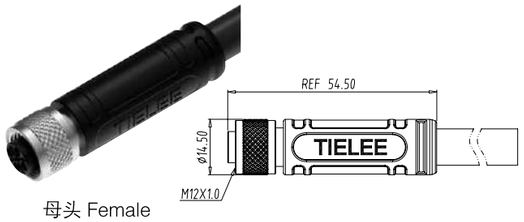

母头 Female

芯数 Numer of Pin	3(2+PE)	4(3+PE)	5(4+PE)
认证			
Pin 分布图（公头）			
Pin 分布图（母头）			
接触阻抗 Contact impedance	≤ 5mΩ		
绝缘阻抗 Insulation resistance	≥ 100MΩ		
插拔次数 Numberof plugand unplug cycles	≥ 100		
环境温度 Ambient temperature	–25℃ –80℃		
防护等级 Ingress protection	IP67		
胶芯材质 Rubber core material	PA		
端子材料 Terminal material	铜镀金 Gold–plated Beryllium Copper		
是否屏蔽 Shielding	屏蔽 Shielded		
执行标准 Enforce the standard	IEC 61076–2–111		
额定电压 Rated voltage	630V		
额定电流 rated current	12A		

产品料号

芯数 Numer of Pin	线缆长度 length（M）	公头		母头	
		PVC	PUR	PVC	PUR
3	1	TCC–112ML–KH011–03P–C1.0–000	TCC–112ML–KH011–03P–R1.0–000	TCC–112FL–KH011–03P–C1.0–000	TCC–112FL–KH011–03P–R1.0–000
	3	TCC–112ML–KH011–03P–C3.0–000	TCC–112ML–KH011–03P–R3.0–000	TCC–112FL–KH011–03P–C3.0–000	TCC–112FL–KH011–03P–R3.0–000
	5	TCC–112ML–KH011–03P–C5.0–000	TCC–112ML–KH011–03P–R5.0–000	TCC–112FL–KH011–03P–C5.0–000	TCC–112FL–KH011–03P–R5.0–000
4	1	TCC–112ML–KH011–04P–C1.0–000	TCC–112ML–KH011–04P–R1.0–000	TCC–112FL–KH011–04P–C1.0–000	TCC–112FL–KH011–04P–R1.0–000
	3	TCC–112ML–KH011–04P–C3.0–000	TCC–112ML–KH011–04P–R3.0–000	TCC–112FL–KH011–04P–C3.0–000	TCC–112FL–KH011–04P–R3.0–000
	5	TCC–112ML–KH011–04P–C5.0–000	TCC–112ML–KH011–04P–R5.0–000	TCC–112FL–KH011–04P–C5.0–000	TCC–112FL–KH011–04P–R5.0–000
5	1	TCC–112ML–KH011–05P–C1.0–000	TCC–112ML–KH011–05P–R1.0–000	TCC–112FL–KH011–05P–C1.0–000	TCC–112FL–KH011–05P–R1.0–000
	3	TCC–112ML–KH011–05P–C3.0–000	TCC–112ML–KH011–05P–R3.0–000	TCC–112FL–KH011–05P–C3.0–000	TCC–112FL–KH011–05P–R3.0–000
	5	TCC–112ML–KH011–05P–C5.0–000	TCC–112ML–KH011–05P–R5.0–000	TCC–112FL–KH011–05P–C5.0–000	TCC–112FL–KH011–05P–R5.0–000

芯线颜色和顺序

	Pin 位		
Pin1	1.–	1.Black1 黑 1	1.Black1 黑 1
Pin2	2.Black2 黑 2	2.Black2 黑 2	2.Black2 黑 2
Pin3	3.Black3 黑 3	3.Black3 黑 3	3.Black3 黑 3
Pin4	4.–	4.–	4.Black4 黑 4
Pin5	PE Yellow/Green 黄 / 绿	PE Yellow/Green 黄 / 绿	PE Yellow/Green 黄 / 绿

M12 – 注塑成型式 – 直头 屏蔽 – L coding
M12 Overmolded With Cable Plug, Shieded, Straight – L coding

公头 Male

母头 Female

芯数 Numer of Pin	3(2+PE)	4(3+PE)	5(4+PE)
认证			
Pin 分布图（公头）			
Pin 分布图（母头）			
接触阻抗 Contact impedance	≤ 5mΩ		
绝缘阻抗 Insulation resistance	≥ 100MΩ		
插拔次数 Numberof plugand unplug cycles	≥ 100		
环境温度 Ambient temperature	–25℃ –80℃		
防护等级 Ingress protection	IP67		
胶芯材质 Rubber core material	PA		
端子材料 Terminal material	铜镀金 Gold–plated Beryllium Copper		
是否屏蔽 Shielding	屏蔽 Shielded		
执行标准 Enforce the standard	IEC 61076–2–111		
额定电压 Rated voltage	63V		
额定电流 rated current	16A		

产品料号

芯数 Numer of Pin	线缆长度 length（M）	公头		母头	
		PVC	PUR	PVC	PUR
3	1	TCC–112ML–LH011–03P–C1.0–000	TCC–112ML–LH011–03P–R1.0–000	TCC–112FL–LH011–03P–C1.0–000	TCC–112FL–LH011–03P–R1.0–000
	3	TCC–112ML–LH011–03P–C3.0–000	TCC–112ML–LH011–03P–R3.0–000	TCC–112FL–LH011–03P–C3.0–000	TCC–112FL–LH011–03P–R3.0–000
	5	TCC–112ML–LH011–03P–C5.0–000	TCC–112ML–LH011–03P–R5.0–000	TCC–112FL–LH011–03P–C5.0–000	TCC–112FL–LH011–03P–R5.0–000
4	1	TCC–112ML–LH011–04P–C1.0–000	TCC–112ML–LH011–04P–R1.0–000	TCC–112FL–LH011–04P–C1.0–000	TCC–112FL–LH011–04P–R1.0–000
	3	TCC–112ML–LH011–04P–C3.0–000	TCC–112ML–LH011–04P–R3.0–000	TCC–112FL–LH011–04P–C3.0–000	TCC–112FL–LH011–04P–R3.0–000
	5	TCC–112ML–LH011–04P–C5.0–000	TCC–112ML–LH011–04P–R5.0–000	TCC–112FL–LH011–04P–C5.0–000	TCC–112FL–LH011–04P–R5.0–000
5	1	TCC–112ML–LH011–05P–R1.0–000	TCC–112ML–LH011–05P–R1.0–000	TCC–112FL–LH011–05P–C1.0–000	TCC–112FL–LH011–05P–R1.0–000
	3	TCC–112ML–LH011–05P–R3.0–000	TCC–112ML–LH011–05P–R3.0–000	TCC–112FL–LH011–05P–C3.0–000	TCC–112FL–LH011–05P–R3.0–000
	5	TCC–112ML–LH011–05P–R5.0–000	TCC–112ML–LH011–05P–R5.0–000	TCC–112FL–LH011–05P–C5.0–000	TCC–112FL–LH011–05P–R5.0–000

芯线颜色和顺序

	Pin 位		
Pin1	1.–	1.Brown 棕	1.Brown 棕
Pin2	2.White 白	2.White 白	2.White 白
Pin3	3.Blue 蓝	3.Blue 蓝	3.Blue 蓝
Pin4	4.–	4.–	4.Black 黑
Pin5	FE Pink 粉	FE Pink 粉	FE Pink 粉

M12 – 注塑成型式 – 直头 屏蔽 – M coding
M12 Overmolded With Cable Plug, Shieded, Straight – M coding

公头 Male

母头 Female

芯数 Numer of Pin	3	4	5	6
认证				
Pin 分布图（公头）				
Pin 分布图（母头）				
接触阻抗 Contact impedance	≤ 5mΩ			
绝缘阻抗 Insulation resistance	≥ 100MΩ			
插拔次数 Numberof plugand unplug cycles	≥ 100			
环境温度 Ambient temperature	–25℃ –80℃			
防护等级 Ingress protection	IP67			
胶芯材质 Rubber core material	PA			
端子材料 Terminal material	铜镀金 Gold–plated Beryllium Copper			
是否屏蔽 Shielding	屏蔽 Shielded			
执行标准 Enforce the standard	IEC 61076–2–111			
额定电压 Rated voltage	630V			
额定电流 rated current	8A			

产品料号

芯数 Numer of Pin	线缆长度 length（M）	公头		母头	
		PVC	PUR	PVC	PUR
3	1	TCC–112ML–MH011–03P–C1.0–000	TCC–112ML–MH011–03P–R1.0–000	TCC–112FL–MH011–03P–C1.0–000	TCC–112FL–MH011–03P–R1.0–000
	3	TCC–112ML–MH011–03P–C3.0–000	TCC–112ML–MH011–03P–R3.0–000	TCC–112FL–MH011–03P–C3.0–000	TCC–112FL–MH011–03P–R3.0–000
	5	TCC–112ML–MH011–03P–C5.0–000	TCC–112ML–MH011–03P–R5.0–000	TCC–112FL–MH011–03P–C5.0–000	TCC–112FL–MH011–03P–R5.0–000
4	1	TCC–112ML–MH011–04P–C1.0–000	TCC–112ML–MH011–04P–R1.0–000	TCC–112FL–MH011–04P–C1.0–000	TCC–112FL–MH011–04P–R1.0–000
	3	TCC–112ML–MH011–04P–C3.0–000	TCC–112ML–MH011–04P–R3.0–000	TCC–112FL–MH011–04P–C3.0–000	TCC–112FL–MH011–04P–R3.0–000
	5	TCC–112ML–MH011–04P–C5.0–000	TCC–112ML–MH011–04P–R5.0–000	TCC–112FL–MH011–04P–C5.0–000	TCC–112FL–MH011–04P–R5.0–000
5	1	TCC–112ML–MH011–05P–C1.0–000	TCC–112ML–MH011–05P–R1.0–000	TCC–112FL–MH011–05P–C1.0–000	TCC–112FL–MH011–05P–R1.0–000
	3	TCC–112ML–MH011–05P–C3.0–000	TCC–112ML–MH011–05P–R3.0–000	TCC–112FL–MH011–05P–C3.0–000	TCC–112FL–MH011–05P–R3.0–000
	5	TCC–112ML–MH011–05P–C5.0–000	TCC–112ML–MH011–05P–R5.0–000	TCC–112FL–MH011–05P–C5.0–000	TCC–112FL–MH011–05P–R5.0–000
6	1	TCC–112ML–MH011–06P–C1.0–000	TCC–112ML–MH011–06P–R1.0–000	TCC–112FL–MH011–06P–C1.0–000	TCC–112FL–MH011–06P–R1.0–000
	3	TCC–112ML–MH011–06P–C3.0–000	TCC–112ML–MH011–06P–R3.0–000	TCC–112FL–MH011–06P–C3.0–000	TCC–112FL–MH011–06P–R3.0–000
	5	TCC–112ML–MH011–06P–C5.0–000	TCC–112ML–MH011–06P–R5.0–000	TCC–112FL–MH011–06P–C5.0–000	TCC–112FL–MH011–06P–R5.0–000

芯线颜色和顺序

Pin 位				
Pin1	1.–	1.Black1 黑 1	1.Black1 黑 1	1.Black1 黑 1
Pin2	2.Black2 黑 2	2.–	2.Black1 黑 2	2.Black1 黑 2
Pin3	3.–	3.Black1 黑 3	3.–	3.Black3 黑 3
Pin4	4.Black4 黑 4	4.Black1 黑 4	4.Black1 黑 4	4.Black1 黑 4
Pin5	PE Yellow/Green 黄 / 绿	PE Yellow/Green 黄 / 绿	5.Black1 黑 5	5.Black1 黑 5
Pin6			PE Yellow/Green 黄 / 绿	PE Yellow/Green 黄 / 绿

M12 – 注塑成型式 – 直头 屏蔽 – X coding
M12 Overmolded With Cable Plug, Shieded, Straight – X coding

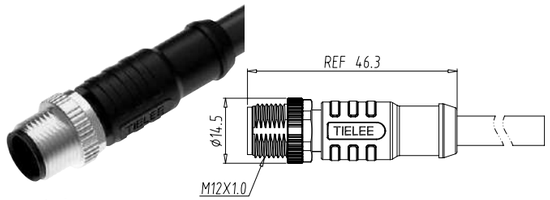

公头 Male

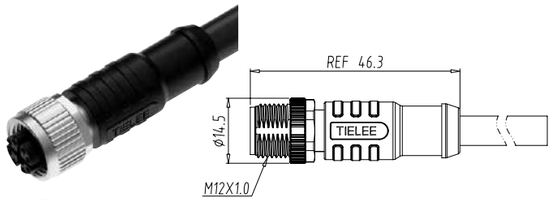

母头 Female

芯数 Numer of Pin	8
认证	
Pin 分布图（公头）	
Pin 分布图（母头）	
接触阻抗 Contact impedance	≤ 5mΩ
绝缘阻抗 Insulation resistance	≥ 100MΩ
插拔次数 Numberof plugand unplug cycles	≥ 100
环境温度 Ambient temperature	–25℃ –80℃
防护等级 Ingress protection	IP67
胶芯材质 Rubber core material	PA
端子材料 Terminal material	铜镀金 Gold–plated Beryllium Copper
是否屏蔽 Shielding	屏蔽 Shielded
执行标准 Enforce the standard	IEC 61076–2–109
额定电压 Rated voltage	60V
额定电流 rated current	0.5A

产品料号

芯数 Numer of Pin	线缆长度 length（M）	公头		母头	
		PVC	PUR	PVC	PUR
8	1	TCC–112ML–XH011–08P–C1.0–000	TCC–112ML–XH011–08P–R1.0–000	TCC–112FL–XH011–08P–C1.0–000	TCC–112FL–XH011–08P–R1.0–000
	3	TCC–112ML–XH011–08P–C3.0–000	TCC–112ML–XH011–08P–R3.0–000	TCC–112FL–XH011–08P–C3.0–000	TCC–112FL–XH011–08P–R3.0–000
	5	TCC–112ML–XH011–08P–C5.0–000	TCC–112ML–XH011–08P–R5.0–000	TCC–112FL–XH011–08P–C5.0–000	TCC–112FL–XH011–08P–R5.0–000

芯线颜色和顺序

Pin 位	
Pin1	1.White/Orange 白 / 橙
Pin2	2.Orange 橙
Pin3	3.White/Green 白 / 绿
Pin4	4.Green 绿
Pin5	5.White/Brown 白 / 棕
Pin6	6.Brown 棕
Pin7	7.White/Blue 白 / 蓝
Pin8	8.Blue 蓝

M12 – 注塑成型式 – 直头 屏蔽 – Y coding
M12 Overmolded With Cable plug Shielded, Straight – Y coding

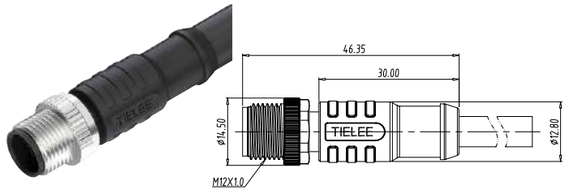

公头 Male

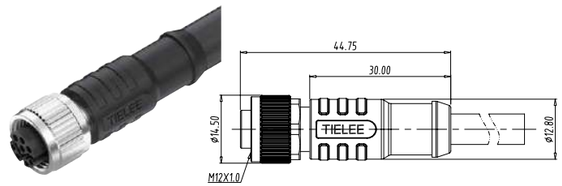

母头 Female

芯数 Numer of Pin	6	8
认证	RoHS, CE, UL, IP67, 48H	
Pin 分布图（公头）		
Pin 分布图（母头）		
接触阻抗 Contact impedance	≤ 5mΩ	
绝缘阻抗 Insulation resistance	≥ 100MΩ	
插拔次数 Numberof plugand unplug cycles	≥ 100	
环境温度 Ambient temperature	-25℃ -80℃	
防护等级 Ingress protection	IP67	
胶芯材质 Rubber core material	PA	
端子材料 Terminal material	铜镀金 Gold-plated Beryllium Copper	
是否屏蔽 Shielding	屏蔽 Shielded	
执行标准 Enforce the standard	IEC 61076-2-113	
额定电压 Rated voltage	50V	
额定电流 rated current	12A(6P)/6A(8P)(电源 PIN),0.5A(数据 PIN)	

产品料号

芯数 Numer of Pin	线缆长度 length（M）	公头		母头	
		PVC	PUR	PVC	PUR
6	1	TCC-112ML-YH011-06P-C1.0-000	TCC-112ML-YH011-06P-R1.0-000	TCC-112FL-YH011-06P-C1.0-000	TCC-112FL-YH011-06P-R1.0-000
	3	TCC-112ML-YH011-06P-C3.0-000	TCC-112ML-YH011-06P-R3.0-000	TCC-112FL-YH011-06P-C3.0-000	TCC-112FL-YH011-06P-R3.0-000
	5	TCC-112ML-YH011-06P-C5.0-000	TCC-112ML-YH011-06P-R5.0-000	TCC-112FL-YH011-06P-C5.0-000	TCC-112FL-YH011-06P-R5.0-000
8	1	TCC-112ML-YH011-08P-C1.0-000	TCC-112ML-YH011-08P-R1.0-000	TCC-112FL-YH011-08P-C1.0-000	TCC-112FL-YH011-08P-R1.0-000
	3	TCC-112ML-YH011-08P-C3.0-000	TCC-112ML-YH011-08P-R3.0-000	TCC-112FL-YH011-08P-C3.0-000	TCC-112FL-YH011-08P-R3.0-000
	5	TCC-112ML-YH011-08P-C5.0-000	TCC-112ML-YH011-08P-R5.0-000	TCC-112FL-YH011-08P-C5.0-000	TCC-112FL-YH011-08P-R5.0-000

芯线颜色和顺序

	Pin 位	
Pin1	1.White/Orange	1.White/Orange
Pin2	2.Orange	2.Orange
Pin3	3.White/Green	3.White/Green
Pin4	4.Green	4.Green
Pin5	5.Red	5.White
Pin6	6.Black	6.Blue
Pin7		7.Brown
Pin8		8.Black

M12 – 注塑成型式 – 弯头 非屏蔽 – A coding
M12 Overmolded With Cable Plug, Unshielded, Angled – A coding

公头 Male

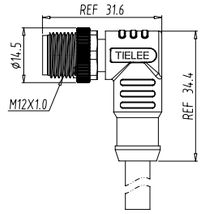

母头 Female

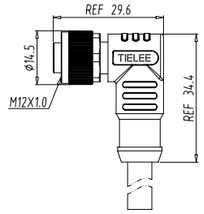

芯数 Numer of Pin	3	4	5	6	8	10	12	17
认证	RoHS, CE, UL, IP67, 48H							
Pin 分布图（公头）								
Pin 分布图（母头）								
额定电压 Rated voltage	250V		60V	30V		30V		
额定电流 rated current	4A		4A	2A		1.5A		
接触阻抗 Contact impedance	≤ 5mΩ			胶芯材质 Rubber core material		PA		
绝缘阻抗 Insulation resistance	≥ 100MΩ			端子材料 Terminal material		铜镀金 Gold-plated Beryllium Copper		
插拔次数 Numberof plugand unplug cycles	≥ 100			是否屏蔽 Shielding		非屏蔽 Unshielded		
环境温度 Ambient temperature	-25℃ -80℃			执行标准 Enforce the standard		IEC61076-2-101		
防护等级 Ingress protection	IP67							

产品料号

芯数 Numer of Pin	线缆长度 length（M）	公头	母头	公头	母头
		PVC	PUR	PVC	PUR
3	1	TCC-112MR-A011-03P-C1.0-000	TCC-112MR-A011-03P-R1.0-000	TCC-112FR-A011-03P-C1.0-000	TCC-112FR-A011-03P-R1.0-000
	3	TCC-112MR-A011-03P-C3.0-000	TCC-112MR-A011-03P-R3.0-000	TCC-112FR-A011-03P-C3.0-000	TCC-112FR-A011-03P-R3.0-000
	5	TCC-112MR-A011-03P-C5.0-000	TCC-112MR-A011-03P-R5.0-000	TCC-112FR-A011-03P-C5.0-000	TCC-112FR-A011-03P-R5.0-000
4	1	TCC-112MR-A011-04P-C1.0-000	TCC-112MR-A011-04P-R1.0-000	TCC-112FR-A011-04P-C1.0-000	TCC-112FR-A011-04P-R1.0-000
	3	TCC-112MR-A011-04P-C3.0-000	TCC-112MR-A011-04P-R3.0-000	TCC-112FR-A011-04P-C3.0-000	TCC-112FR-A011-04P-R3.0-000
	5	TCC-112MR-A011-04P-C5.0-000	TCC-112MR-A011-04P-R5.0-000	TCC-112FR-A011-04P-C5.0-000	TCC-112FR-A011-04P-R5.0-000
5	1	TCC-112MR-A011-05P-C1.0-000	TCC-112MR-A011-05P-R1.0-000	TCC-112FR-A011-05P-C1.0-000	TCC-112FR-A011-05P-R1.0-000
	3	TCC-112MR-A011-05P-C3.0-000	TCC-112MR-A011-05P-R3.0-000	TCC-112FR-A011-05P-C3.0-000	TCC-112FR-A011-05P-R3.0-000
	5	TCC-112MR-A011-05P-C5.0-000	TCC-112MR-A011-05P-R5.0-000	TCC-112FR-A011-05P-C5.0-000	TCC-112FR-A011-05P-R5.0-000
6	1	TCC-112MR-A011-06P-C1.0-000	TCC-112MR-A011-06P-R1.0-000	TCC-112FR-A011-06P-C1.0-000	TCC-112FR-A011-06P-R1.0-000
	3	TCC-112MR-A011-06P-C3.0-000	TCC-112MR-A011-06P-R3.0-000	TCC-112FR-A011-06P-C3.0-000	TCC-112FR-A011-06P-R3.0-000
	5	TCC-112MR-A011-06P-C5.0-000	TCC-112MR-A011-06P-R5.0-000	TCC-112FR-A011-06P-C5.0-000	TCC-112FR-A011-06P-R5.0-000
8	1	TCC-112MR-A011-08P-C1.0-000	TCC-112MR-A011-08P-R1.0-000	TCC-112FR-A011-08P-C1.0-000	TCC-112FR-A011-08P-R1.0-000
	3	TCC-112MR-A011-08P-C3.0-000	TCC-112MR-A011-08P-R3.0-000	TCC-112FR-A011-08P-C3.0-000	TCC-112FR-A011-08P-R3.0-000
	5	TCC-112MR-A011-08P-C5.0-000	TCC-112MR-A011-08P-R5.0-000	TCC-112FR-A011-08P-C5.0-000	TCC-112FR-A011-08P-R5.0-000
10	1	TCC-112MR-A011-10P-C1.0-000	TCC-112MR-A011-10P-R1.0-000	TCC-112FR-A011-10P-C1.0-000	TCC-112FR-A011-10P-R1.0-000
	3	TCC-112MR-A011-10P-C3.0-000	TCC-112MR-A011-10P-R3.0-000	TCC-112FR-A011-10P-C3.0-000	TCC-112FR-A011-10P-R3.0-000
	5	TCC-112MR-A011-10P-C5.0-000	TCC-112MR-A011-10P-R5.0-000	TCC-112FR-A011-10P-C5.0-000	TCC-112FR-A011-10P-R5.0-000
12	1	TCC-112MR-A011-12P-C1.0-000	TCC-112MR-A011-12P-R1.0-000	TCC-112FR-A011-12P-C1.0-000	TCC-112FR-A011-12P-R1.0-000
	3	TCC-112MR-A011-12P-C3.0-000	TCC-112MR-A011-12P-R3.0-000	TCC-112FR-A011-12P-C3.0-000	TCC-112FR-A011-12P-R3.0-000
	5	TCC-112MR-A011-12P-C5.0-000	TCC-112MR-A011-12P-R5.0-000	TCC-112FR-A011-12P-C5.0-000	TCC-112FR-A011-12P-R5.0-000
17	1	TCC-112MR-A011-17P-C1.0-000	TCC-112MR-A011-17P-R1.0-000	TCC-112FR-A011-17P-C1.0-000	TCC-112FR-A011-17P-R1.0-000
	3	TCC-112MR-A011-17P-C3.0-000	TCC-112MR-A011-17P-R3.0-000	TCC-112FR-A011-17P-C3.0-000	TCC-112FR-A011-17P-R3.0-000
	5	TCC-112MR-A011-17P-C5.0-000	TCC-112MR-A011-17P-R5.0-000	TCC-112FR-A011-17P-C5.0-000	TCC-112FR-A011-17P-R5.0-000

芯线颜色和顺序

Pin 位								
Pin1	1.Brown 棕	1.Brown 棕	1.Brown 棕	1.White 白	1.White 白	1.Brown 棕	1.Brown 棕	1.Brown 棕
Pin2	2.-	2.White 白	2.White 白	2.Brown 棕	2.Brown 棕	2.Blue 蓝	2.Blue 蓝	2.Blue 蓝
Pin3	3.Blue 蓝	3.Blue 蓝	3.Blue 蓝	3.Green 绿	3.Green 绿	3.White 白	3.White 白	3.White 白
Pin4	4.Black 黑	4.Black 黑	4.Black 黑	4.Yellow 黄	4.Yellow 黄	4.Green 绿	4.Green 绿	4.Green 绿
Pin5			5.Gray 灰	5.-	5.Gray 灰	5.Pink 粉	5.Pink 粉	5.Pink 粉
Pin6				6.Pink 粉	6.Pink 粉	6.Yellow 黄	6.Yellow 黄	6.Yellow 黄
Pin7				7.Blue 蓝	7.Blue 蓝	7.Black 黑	7.Black 黑	7.Black 黑
Pin8				8.-	8.Red 红	8.Grey 灰	8.Grey 灰	8.Grey 灰
Pin9						9.Red 红	9.Red 红	9.Red 红
Pin10						10.Violet 紫	10.Violet 紫	10.Violet 紫
Pin11							11.Grey/Pink 灰 / 粉	11.Grey/Pink 灰 / 粉
Pin12							12.Red/Blue 红 / 蓝	12.Red/Blue 红 / 蓝
Pin13								13.White/Green 白 / 绿
Pin14								14.Brown/Green 棕 / 绿
Pin15								15.White/Yellow 白 / 黄
Pin16								16.Yellow/Brown 黄 / 棕
Pin17								17.White/Grey 白 / 灰

M12 – 注塑成型式 – 弯头 非屏蔽 – B coding
M12 Overmolded With Cable Plug, Unshielded, Angled – B coding

公头 Male

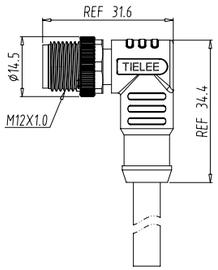

母头 Female

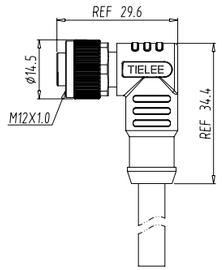

芯数 Numer of Pin	5
认证	
Pin 分布图（公头）	
Pin 分布图（母头）	
接触阻抗 Contact impedance	≤ 5mΩ
绝缘阻抗 Insulation resistance	≥ 100MΩ
插拔次数 Numberof plugand unplug cycles	≥ 100
环境温度 Ambient temperature	–25℃ –80℃
防护等级 Ingress protection	IP67
胶芯材质 Rubber core material	PA
端子材料 Terminal material	铜镀金 Gold–plated Beryllium Copper
是否屏蔽 Shielding	非屏蔽 UnShielded
执行标准 Enforce the standard	IEC61076–2–101
额定电压 Rated voltage	60V
额定电流 rated current	4A

产品料号

芯数 Numer of Pin	线缆长度 length（M）	公头		母头	
		PVC	PUR	PVC	PUR
5	1	TCC–112MR–B011–05P–C1.0–000	TCC–112MR–B011–05P–R1.0–000	TCC–112FR–B011–05P–C1.0–000	TCC–112FR–B011–05P–R1.0–000
	3	TCC–112MR–B011–05P–C3.0–000	TCC–112MR–B011–05P–R3.0–000	TCC–112FR–B011–05P–C3.0–000	TCC–112FR–B011–05P–R3.0–000
	5	TCC–112MR–B011–05P–C5.0–000	TCC–112MR–B011–05P–R5.0–000	TCC–112FR–B011–05P–C5.0–000	TCC–112FR–B011–05P–R5.0–000

芯线颜色和顺序

	Pin 位
Pin1	1.Brown 棕
Pin2	2.White 白
Pin3	3.Blue 蓝
Pin4	4.Black 黑
Pin5	5.Gray 灰

M12 – 注塑成型式 – 直头 非屏蔽 – C coding
M12 Overmolded With Cable Plug, Unshielded, Angled – C coding

公头 Male

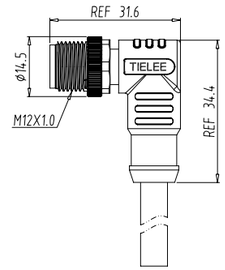

母头 Female

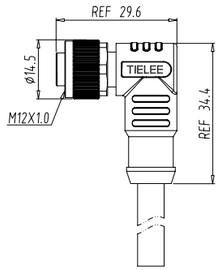

芯数 Numer of Pin	3	4	5	6
认证				
Pin 分布图（公头）				
Pin 分布图（母头）				
接触阻抗 Contact impedance	≤ 5mΩ			
绝缘阻抗 Insulation resistance	≥ 100MΩ			
插拔次数 Numberof plugand unplug cycles	≥ 100			
环境温度 Ambient temperature	–25℃ –80℃			
防护等级 Ingress protection	IP67			
胶芯材质 Rubber core material	PA			
端子材料 Terminal material	铜镀金 Gold–plated Beryllium Copper			
是否屏蔽 Shielding	非屏蔽 UnShielded			
执行标准 Enforce the standard	IEC61076–2–101			
额定电压 Rated voltage	250V		60V	30A
额定电流 rated current	4A		2A	2A

产品料号

芯数 Numer of Pin	线缆长度 length（M）	公头		母头	
		PVC	PUR	PVC	PUR
3	1	TCC–112MR–C011–03P–C1.0–000	TCC–112MR–C011–03P–R1.0–000	TCC–112FR–C011–03P–C1.0–000	TCC–112FR–C011–03P–R1.0–000
	3	TCC–112MR–C011–03P–C3.0–000	TCC–112MR–C011–03P–R3.0–000	TCC–112FR–C011–03P–C3.0–000	TCC–112FR–C011–03P–R3.0–000
	5	TCC–112MR–C011–03P–C5.0–000	TCC–112MR–C011–03P–R5.0–000	TCC–112FR–C011–03P–C5.0–000	TCC–112FR–C011–03P–R5.0–000
4	1	TCC–112MR–C011–04P–C1.0–000	TCC–112MR–C011–04P–R1.0–000	TCC–112FR–C011–04P–C1.0–000	TCC–112FR–C011–04P–R1.0–000
	3	TCC–112MR–C011–04P–C3.0–000	TCC–112MR–C011–04P–R3.0–000	TCC–112FR–C011–04P–C3.0–000	TCC–112FR–C011–04P–R3.0–000
	5	TCC–112MR–C011–04P–C5.0–000	TCC–112MR–C011–04P–R5.0–000	TCC–112FR–C011–04P–C5.0–000	TCC–112FR–C011–04P–R5.0–000
5	1	TCC–112MR–C011–05P–C1.0–000	TCC–112MR–C011–05P–R1.0–000	TCC–112FR–C011–05P–C1.0–000	TCC–112FR–C011–05P–R1.0–000
	3	TCC–112MR–C011–05P–C3.0–000	TCC–112MR–C011–05P–R3.0–000	TCC–112FR–C011–05P–C3.0–000	TCC–112FR–C011–05P–R3.0–000
	5	TCC–112MR–C011–05P–C5.0–000	TCC–112MR–C011–05P–R5.0–000	TCC–112FR–C011–05P–C5.0–000	TCC–112FR–C011–05P–R5.0–000
6	1	TCC–112MR–C011–06P–C1.0–000	TCC–112MR–C011–06P–R1.0–000	TCC–112FR–C011–06P–C1.0–000	TCC–112FR–C011–06P–R1.0–000
	3	TCC–112MR–C011–06P–C3.0–000	TCC–112MR–C011–06P–R3.0–000	TCC–112FR–C011–06P–C3.0–000	TCC–112FR–C011–06P–R3.0–000
	5	TCC–112MR–C011–06P–C5.0–000	TCC–112MR–C011–06P–R5.0–000	TCC–112FR–C011–06P–C5.0–000	TCC–112FR–C011–06P–R5.0–000

芯线颜色和顺序

	Pin 位			
Pin1	1.Brown 棕	1.Brown 棕	1.White 白	1.White 白
Pin2	2.–	2.White 白	2.Brown 棕	2.Brown 棕
Pin3	3.Blue 蓝	3.Blue 蓝	3.Green 绿	3.Green 绿
Pin4	4.Black 黑	4.Black 黑	4.Yellow 黄	4.Yellow 黄
Pin5			5.Gray 灰	5.Grey 灰
Pin6				6.Pink 粉

M12 – 注塑成型式 – 弯头 非屏蔽 – D coding
M12 Overmolded With Cable Plug, Unshielded, Angled – D coding

公头 Male

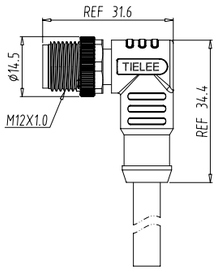

母头 Female

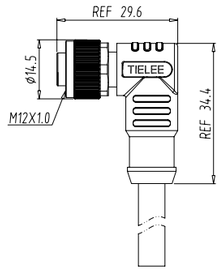

芯数 Numer of Pin	4
认证	
Pin 分布图（公头）	
Pin 分布图（母头）	
接触阻抗 Contact impedance	≤ 5mΩ
绝缘阻抗 Insulation resistance	≥ 100MΩ
插拔次数 Numberof plugand unplug cycles	≥ 100
环境温度 Ambient temperature	–25℃ –80℃
防护等级 Ingress protection	IP67
胶芯材质 Rubber core material	PA
端子材料 Terminal material	铜镀金 Gold–plated Beryllium Copper
是否屏蔽 Shielding	非屏蔽 UnShielded
执行标准 Enforce the standard	IEC61076–2–101
额定电压 Rated voltage	250V
额定电流 rated current	4A

产品料号

芯数 Numer of Pin	线缆长度 length（M）	公头		母头	
		PVC	PUR	PVC	PUR
4	1	TCC–112MR–D011–04P–C1.0–000	TCC–112MR–D011–04P–R1.0–000	TCC–112FR–D011–04P–C1.0–000	TCC–112FR–D011–04P–R1.0–000
	3	TCC–112MR–D011–04P–C3.0–000	TCC–112MR–D011–04P–R3.0–000	TCC–112FR–D011–04P–C3.0–000	TCC–112FR–D011–04P–R3.0–000
	5	TCC–112MR–D011–04P–C5.0–000	TCC–112MR–D011–04P–R5.0–000	TCC–112FR–D011–04P–C5.0–000	TCC–112FR–D011–04P–R5.0–000

芯线颜色和顺序

Pin 位	
Pin1	1.Yellow 黄
Pin2	2.White 白
Pin3	3.Orange 橙
Pin4	4.Blue 蓝

M12 – 注塑成型式 – 弯头 非屏蔽 – S coding
M12 Overmolded With Cable Plug, Unshieded, Angled – S coding

公头 Male

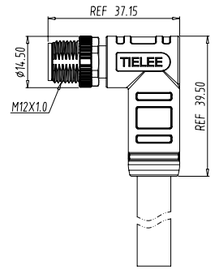

母头 Female

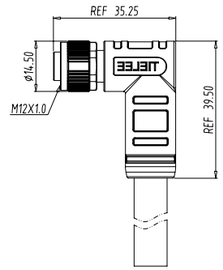

芯数 Numer of Pin	3(2+PE)	4(3+PE)
认证		
Pin 分布图（公头）		
Pin 分布图（母头）		
接触阻抗 Contact impedance	≤ 5mΩ	
绝缘阻抗 Insulation resistance	≥ 100MΩ	
插拔次数 Numberof plugand unplug cycles	≥ 100	
环境温度 Ambient temperature	–25℃ –80℃	
防护等级 Ingress protection	IP67	
胶芯材质 Rubber core material	PA	
端子材料 Terminal material	铜镀金 Gold–plated Beryllium Copper	
是否屏蔽 Shielding	非屏蔽 Unshielded	
执行标准 Enforce the standard	IEC 61076–2–111	
额定电压 Rated voltage	630V	
额定电流 rated current	12A	

产品料号

芯数 Numer of Pin	线缆长度 length（M）	公头		母头	
		PVC	PUR	PVC	PUR
3	1	TCC–112MR–S011–03P–C1.0–000	TCC–112MR–S011–03P–R1.0–000	TCC–112FR–S011–03P–C1.0–000	TCC–112FR–S011–03P–R1.0–000
	3	TCC–112MR–S011–03P–C3.0–000	TCC–112MR–S011–03P–R3.0–000	TCC–112FR–S011–03P–C3.0–000	TCC–112FR–S011–03P–R3.0–000
	5	TCC–112MR–S011–03P–C5.0–000	TCC–112MR–S011–03P–R5.0–000	TCC–112FR–S011–03P–C5.0–000	TCC–112FR–S011–03P–R5.0–000
4	1	TCC–112MR–S011–04P–C1.0–000	TCC–112MR–S011–04P–R1.0–000	TCC–112FR–S011–04P–C1.0–000	TCC–112FR–S011–04P–R1.0–000
	3	TCC–112MR–S011–04P–C3.0–000	TCC–112MR–S011–04P–R3.0–000	TCC–112FR–S011–04P–C3.0–000	TCC–112FR–S011–04P–R3.0–000
	5	TCC–112MR–S011–04P–C5.0–000	TCC–112MR–S011–04P–R5.0–000	TCC–112FR–S011–04P–C5.0–000	TCC–112FR–S011–04P–R5.0–000

芯线颜色和顺序

Pin 位		
Pin1	1.Black1 黑 1	1.Black1 黑 1
Pin2	2.–	2.Black2 黑 2
Pin3	3.Black3 黑 3	3.Black3 黑 3
Pin4	PE Yellow/Green 黄 / 绿	PE Yellow/Green 黄 / 绿

M12 – 注塑成型式 – 弯头 非屏蔽 – T coding
M12 Overmolded With Cable Plug, Unshieded, Angled – T coding

公头 Male

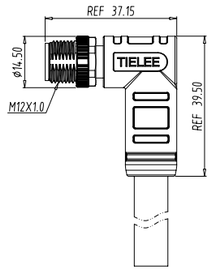

母头 Female

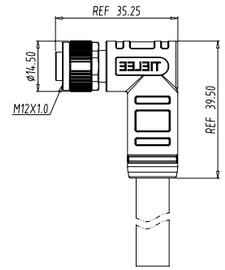

芯数 Numer of Pin	2	3	4
认证			
Pin 分布图（公头）			
Pin 分布图（母头）			
接触阻抗 Contact impedance	≤ 5mΩ		
绝缘阻抗 Insulation resistance	≥ 100MΩ		
插拔次数 Numberof plugand unplug cycles	≥ 100		
环境温度 Ambient temperature	–25℃ –80℃		
防护等级 Ingress protection	IP67		
胶芯材质 Rubber core material	PA		
端子材料 Terminal material	铜镀金 Gold–plated Beryllium Copper		
是否屏蔽 Shielding	非屏蔽 Unshielded		
执行标准 Enforce the standard	IEC 61076–2–111		
额定电压 Rated voltage	63V		
额定电流 rated current	12A		

产品料号

芯数 Numer of Pin	线缆长度 length（M）	公头		母头	
		PVC	PUR	PVC	PUR
2	1	TCC–112MR–T011–02P–C1.0–000	TCC–112MR–T011–02P–R1.0–000	TCC–112FR–T011–02P–C1.0–000	TCC–112FR–T011–02P–R1.0–000
	3	TCC–112MR–T011–02P–C3.0–000	TCC–112MR–T011–02P–R3.0–000	TCC–112FR–T011–02P–C3.0–000	TCC–112FR–T011–02P–R3.0–000
	5	TCC–112MR–T011–02P–C5.0–000	TCC–112MR–T011–02P–R5.0–000	TCC–112FR–T011–02P–C5.0–000	TCC–112FR–T011–02P–R5.0–000
3	1	TCC–112MR–T011–03P–C1.0–000	TCC–112MR–T011–03P–R1.0–000	TCC–112FR–T011–03P–C1.0–000	TCC–112FR–T011–03P–R1.0–000
	3	TCC–112MR–T011–03P–C3.0–000	TCC–112MR–T011–03P–R3.0–000	TCC–112FR–T011–03P–C3.0–000	TCC–112FR–T011–03P–R3.0–000
	5	TCC–112MR–T011–03P–C5.0–000	TCC–112MR–T011–03P–R5.0–000	TCC–112FR–T011–03P–C5.0–000	TCC–112FR–T011–03P–R5.0–000
4	1	TCC–112MR–T011–04P–C1.0–000	TCC–112MR–T011–04P–R1.0–000	TCC–112FR–T011–04P–C1.0–000	TCC–112FR–T011–04P–R1.0–000
	3	TCC–112MR–T011–04P–C3.0–000	TCC–112MR–T011–04P–R3.0–000	TCC–112FR–T011–04P–C3.0–000	TCC–112FR–T011–04P–R3.0–000
	5	TCC–112MR–T011–04P–C5.0–000	TCC–112MR–T011–04P–R5.0–000	TCC–112FR–T011–04P–C5.0–000	TCC–112FR–T011–04P–R5.0–000

芯线颜色和顺序

	Pin 位		
Pin1	1.Brown 棕	1.Brown 棕	1.Brown 棕
Pin2	2.–	2.–	2.White 白
Pin3	3.Blue 蓝	3.Blue 蓝	3.Blue 蓝
Pin4	4.–	4.Black 黑	4.Black 黑

M12 – 注塑成型式 – 弯头 非屏蔽 – K coding
M12 Overmolded With Cable Plug, Unshieded, Angled – K coding

公头 Male

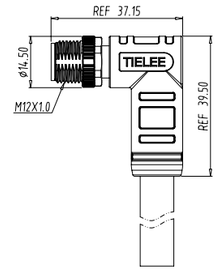

母头 Female

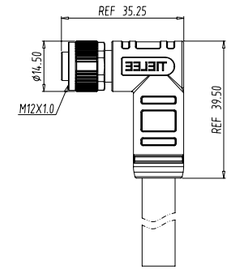

芯数 Numer of Pin	3(2+PE)	4(3+PE)	5(4+PE)
认证			
Pin 分布图（公头）			
Pin 分布图（母头）			
接触阻抗 Contact impedance	≤ 5mΩ		
绝缘阻抗 Insulation resistance	≥ 100MΩ		
插拔次数 Numberof plugand unplug cycles	≥ 100		
环境温度 Ambient temperature	–25℃ –80℃		
防护等级 Ingress protection	IP67		
胶芯材质 Rubber core material	PA		
端子材料 Terminal material	铜镀金 Gold–plated Beryllium Copper		
是否屏蔽 Shielding	非屏蔽 Unshielded		
执行标准 Enforce the standard	IEC 61076–2–111		
额定电压 Rated voltage	630V		
额定电流 rated current	12A		

产品料号

芯数 Numer of Pin	线缆长度 length（M）	公头		母头	
		PVC	PUR	PVC	PUR
3	1	TCC–112MR–K011–03P–C1.0–000	TCC–112MR–K011–03P–R1.0–000	TCC–112FR–K011–03P–C1.0–000	TCC–112FR–K011–03P–R1.0–000
	3	TCC–112MR–K011–03P–C3.0–000	TCC–112MR–K011–03P–R3.0–000	TCC–112FR–K011–03P–C3.0–000	TCC–112FR–K011–03P–R3.0–000
	5	TCC–112MR–K011–03P–C5.0–000	TCC–112MR–K011–03P–R5.0–000	TCC–112FR–K011–03P–C5.0–000	TCC–112FR–K011–03P–R5.0–000
4	1	TCC–112MR–K011–04P–C1.0–000	TCC–112MR–K011–04P–R1.0–000	TCC–112FR–K011–04P–C1.0–000	TCC–112FR–K011–04P–R1.0–000
	3	TCC–112MR–K011–04P–C3.0–000	TCC–112MR–K011–04P–R3.0–000	TCC–112FR–K011–04P–C3.0–000	TCC–112FR–K011–04P–R3.0–000
	5	TCC–112MR–K011–04P–C5.0–000	TCC–112MR–K011–04P–R5.0–000	TCC–112FR–K011–04P–C5.0–000	TCC–112FR–K011–04P–R5.0–000
5	1	TCC–112MR–K011–05P–C1.0–000	TCC–112MR–K011–05P–R1.0–000	TCC–112FR–K011–05P–C1.0–000	TCC–112FR–K011–05P–R1.0–000
	3	TCC–112MR–K011–05P–C3.0–000	TCC–112MR–K011–05P–R3.0–000	TCC–112FR–K011–05P–C3.0–000	TCC–112FR–K011–05P–R3.0–000
	5	TCC–112MR–K011–05P–C5.0–000	TCC–112MR–K011–05P–R5.0–000	TCC–112FR–K011–05P–C5.0–000	TCC–112FR–K011–05P–R5.0–000

芯线颜色和顺序

	Pin 位		
Pin1	1.–	1.Black1 黑 1	1.Black1 黑 1
Pin2	2.Black2 黑 2	2.Black2 黑 2	2.Black2 黑 2
Pin3	3.Black3 黑 3	3.Black3 黑 3	3.Black3 黑 3
Pin4	4.–	4.–	4.Black4 黑 4
Pin5	PE Yellow/Green 黄 / 绿	PE Yellow/Green 黄 / 绿	PE Yellow/Green 黄 / 绿

M12 – 注塑成型式 – 弯头 非屏蔽 – L coding
M12 Overmolded With Cable Plug, Unshieded, Angled – L coding

公头 Male

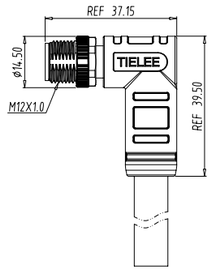

母头 Female

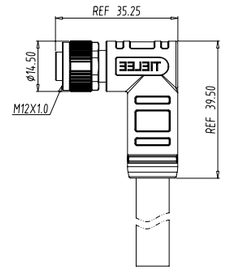

芯数 Numer of Pin	3(2+PE)	4(3+PE)	5(4+PE)
认证			
Pin 分布图（公头）			
Pin 分布图（母头）			
接触阻抗 Contact impedance	≤ 5mΩ		
绝缘阻抗 Insulation resistance	≥ 100MΩ		
插拔次数 Numberof plugand unplug cycles	≥ 100		
环境温度 Ambient temperature	–25℃ –80℃		
防护等级 Ingress protection	IP67		
胶芯材质 Rubber core material	PA		
端子材料 Terminal material	铜镀金 Gold–plated Beryllium Copper		
是否屏蔽 Shielding	非屏蔽 Unshielded		
执行标准 Enforce the standard	IEC 61076–2–111		
额定电压 Rated voltage	63V		
额定电流 rated current	16A		

产品料号

芯数 Numer of Pin	线缆长度 length（M）	公头		母头	
		PVC	PUR	PVC	PUR
3	1	TCC–112MR–L012–03P–C1.0–000	TCC–112MR–L012–03P–R1.0–000	TCC–112FR–L012–03P–C1.0–000	TCC–112FR–L012–03P–R1.0–000
	3	TCC–112MR–L012–03P–C3.0–000	TCC–112MR–L012–03P–R3.0–000	TCC–112FR–L012–03P–C3.0–000	TCC–112FR–L012–03P–R3.0–000
	5	TCC–112MR–L012–03P–C5.0–000	TCC–112MR–L012–03P–R5.0–000	TCC–112FR–L012–03P–C5.0–000	TCC–112FR–L012–03P–R5.0–000
4	1	TCC–112MR–L012–04P–C1.0–000	TCC–112MR–L012–04P–R1.0–000	TCC–112FR–L012–04P–C1.0–000	TCC–112FR–L012–04P–R1.0–000
	3	TCC–112MR–L012–04P–C3.0–000	TCC–112MR–L012–04P–R3.0–000	TCC–112FR–L012–04P–C3.0–000	TCC–112FR–L012–04P–R3.0–000
	5	TCC–112MR–L012–04P–C5.0–000	TCC–112MR–L012–04P–R5.0–000	TCC–112FR–L012–04P–C5.0–000	TCC–112FR–L012–04P–R5.0–000
5	1	TCC–112MR–L012–05P–C1.0–000	TCC–112MR–L012–05P–R1.0–000	TCC–112FR–L012–05P–C1.0–000	TCC–112FR–L012–05P–R1.0–000
	3	TCC–112MR–L012–05P–C3.0–000	TCC–112MR–L012–05P–R3.0–000	TCC–112FR–L012–05P–C3.0–000	TCC–112FR–L012–05P–R3.0–000
	5	TCC–112MR–L012–05P–C5.0–000	TCC–112MR–L012–05P–R5.0–000	TCC–112FR–L012–05P–C5.0–000	TCC–112FR–L012–05P–R5.0–000

芯线颜色和顺序

	Pin 位		
Pin1	1.–	1.Brown 棕	1.Brown 棕
Pin2	2.White 白	2.White 白	2.White 白
Pin3	3.Blue 蓝	3.Blue 蓝	3.Blue 蓝
Pin4	4.–	4.–	4.Black 黑
Pin5	FE Pink 粉	FE Pink 粉	FE Pink 粉

M12 – 注塑成型式 – 弯头 非屏蔽 – M coding
M12 Overmolded With Cable Plug, Unshieded, Angled – M coding

公头 Male

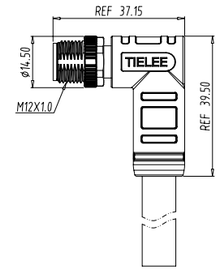

母头 Female

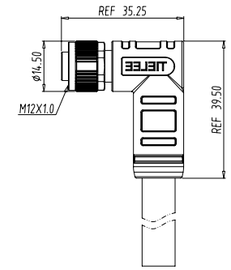

芯数 Numer of Pin	3	4	5	6
认证				
Pin 分布图（公头）				
Pin 分布图（母头）				
接触阻抗 Contact impedance	≤ 5mΩ			
绝缘阻抗 Insulation resistance	≥ 100MΩ			
插拔次数 Numberof plugand unplug cycles	≥ 100			
环境温度 Ambient temperature	–25℃ –80℃			
防护等级 Ingress protection	IP67			
胶芯材质 Rubber core material	PA			
端子材料 Terminal material	铜镀金 Gold–plated Beryllium Copper			
是否屏蔽 Shielding	非屏蔽 Unshielded			
执行标准 Enforce the standard	IEC 61076–2–111			
额定电压 Rated voltage	630V			
额定电流 rated current	8A			

产品料号

芯数 Numer of Pin	线缆长度 length（M）	公头		母头	
		PVC	PUR	PVC	PUR
3	1	TCC–112MR–M011–03P–C1.0–000	TCC–112MR–M011–03P–R1.0–000	TCC–112FR–M011–03P–C1.0–000	TCC–112FR–M011–03P–R1.0–000
	3	TCC–112MR–M011–03P–C3.0–000	TCC–112MR–M011–03P–R3.0–000	TCC–112FR–M011–03P–C3.0–000	TCC–112FR–M011–03P–R3.0–000
	5	TCC–112MR–M011–03P–C5.0–000	TCC–112MR–M011–03P–R5.0–000	TCC–112FR–M011–03P–C5.0–000	TCC–112FR–M011–03P–R5.0–000
4	1	TCC–112MR–M011–04P–C1.0–000	TCC–112MR–M011–04P–R1.0–000	TCC–112FR–M011–04P–C1.0–000	TCC–112FR–M011–04P–R1.0–000
	3	TCC–112MR–M011–04P–C3.0–000	TCC–112MR–M011–04P–R3.0–000	TCC–112FR–M011–04P–C3.0–000	TCC–112FR–M011–04P–R3.0–000
	5	TCC–112MR–M011–04P–C5.0–000	TCC–112MR–M011–04P–R5.0–000	TCC–112FR–M011–04P–C5.0–000	TCC–112FR–M011–04P–R5.0–000
5	1	TCC–112MR–M011–05P–C1.0–000	TCC–112MR–M011–05P–R1.0–000	TCC–112FR–M011–05P–C1.0–000	TCC–112FR–M011–05P–R1.0–000
	3	TCC–112MR–M011–05P–C3.0–000	TCC–112MR–M011–05P–R3.0–000	TCC–112FR–M011–05P–C3.0–000	TCC–112FR–M011–05P–R3.0–000
	5	TCC–112MR–M011–05P–C5.0–000	TCC–112MR–M011–05P–R5.0–000	TCC–112FR–M011–05P–C5.0–000	TCC–112FR–M011–05P–R5.0–000
6	1	TCC–112MR–M011–06P–C1.0–000	TCC–112MR–M011–06P–R1.0–000	TCC–112FR–M011–06P–C1.0–000	TCC–112FR–M011–06P–R1.0–000
	3	TCC–112MR–M011–06P–C3.0–000	TCC–112MR–M011–06P–R3.0–000	TCC–112FR–M011–06P–C3.0–000	TCC–112FR–M011–06P–R3.0–000
	5	TCC–112MR–M011–06P–C5.0–000	TCC–112MR–M011–06P–R5.0–000	TCC–112FR–M011–06P–C5.0–000	TCC–112FR–M011–06P–R5.0–000

芯线颜色和顺序

	Pin 位			
Pin1	1.–	1.Black1 黑 1	1.Black1 黑 1	1.Black1 黑 1
Pin2	2.Black2 黑 2	2.–	2.Black1 黑 2	2.Black1 黑 2
Pin3	3.–	3.Black1 黑 3	3.–	3.Black3 黑 3
Pin4	4.Black4 黑 4	4.Black1 黑 4	4.Black1 黑 4	4.Black1 黑 4
Pin5	PE Yellow/Green 黄 / 绿	PE Yellow/Green 黄 / 绿	5.Black1 黑 5	5.Black1 黑 5
Pin6			PE Yellow/Green 黄 / 绿	PE Yellow/Green 黄 / 绿

M12 – 注塑成型式 – 弯头 屏蔽 – A coding
M12 Overmolded With Cable Plug, Shielded, Angled – A coding

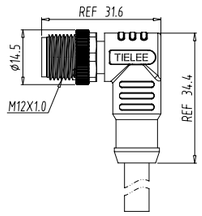

公头 Male

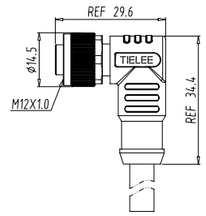

母头 Female

芯数 Numer of Pin	3	4	5	6	8	10	12	17
认证								
Pin 分布图（公头）		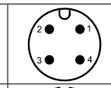	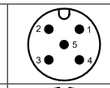	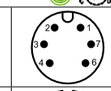	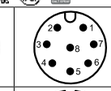	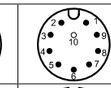	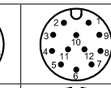	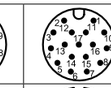
Pin 分布图（母头）		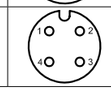	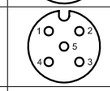	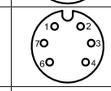	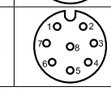	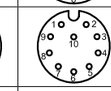	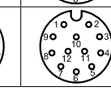	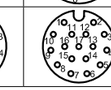
额定电压 Rated voltage	250V		60V	30V		30V		
额定电流 rated current	4A		4A	2A		1.5A		

接触阻抗 Contact impedance	≤ 5mΩ	胶芯材质 Rubber core material	PA
绝缘阻抗 Insulation resistance	≥ 100MΩ	端子材料 Terminal material	铜镀金 Gold-plated Beryllium Copper
插拔次数 Numberof plugand unplug cycles	≥ 100	是否屏蔽 Shielding	屏蔽 Shielded
环境温度 Ambient temperature	-25℃ -80℃	执行标准 Enforce the standard	IEC61076-2-101
防护等级 Ingress protection	IP67		

产品料号

芯数 Numer of Pin	线缆长度 length（M）	公头 PVC	母头 PUR	公头 PVC	母头 PUR
3	1	TCC-112MR-AH011-03P-C1.0-000	TCC-112MR-AH011-03P-R1.0-000	TCC-112FR-AH011-03P-C1.0-000	TCC-112FR-AH011-03P-R1.0-000
	3	TCC-112MR-AH011-03P-C3.0-000	TCC-112MR-AH011-03P-R3.0-000	TCC-112FR-AH011-03P-C3.0-000	TCC-112FR-AH011-03P-R3.0-000
	5	TCC-112MR-AH011-03P-C5.0-000	TCC-112MR-AH011-03P-R5.0-000	TCC-112FR-AH011-03P-C5.0-000	TCC-112FR-AH011-03P-R5.0-000
4	1	TCC-112MR-AH011-04P-C1.0-000	TCC-112MR-AH011-04P-R1.0-000	TCC-112FR-AH011-04P-C1.0-000	TCC-112FR-AH011-04P-R1.0-000
	3	TCC-112MR-AH011-04P-C3.0-000	TCC-112MR-AH011-04P-R3.0-000	TCC-112FR-AH011-04P-C3.0-000	TCC-112FR-AH011-04P-R3.0-000
	5	TCC-112MR-AH011-04P-C5.0-000	TCC-112MR-AH011-04P-R5.0-000	TCC-112FR-AH011-04P-C5.0-000	TCC-112FR-AH011-04P-R5.0-000
5	1	TCC-112MR-AH011-05P-C1.0-000	TCC-112MR-AH011-05P-R1.0-000	TCC-112FR-AH011-05P-C1.0-000	TCC-112FR-AH011-05P-R1.0-000
	3	TCC-112MR-AH011-05P-C3.0-000	TCC-112MR-AH011-05P-R3.0-000	TCC-112FR-AH011-05P-C3.0-000	TCC-112FR-AH011-05P-R3.0-000
	5	TCC-112MR-AH011-05P-C5.0-000	TCC-112MR-AH011-05P-R5.0-000	TCC-112FR-AH011-05P-C5.0-000	TCC-112FR-AH011-05P-R5.0-000
6	1	TCC-112MR-AH011-06P-C1.0-000	TCC-112MR-AH011-06P-R1.0-000	TCC-112FR-AH011-06P-C1.0-000	TCC-112FR-AH011-06P-R1.0-000
	3	TCC-112MR-AH011-06P-C3.0-000	TCC-112MR-AH011-06P-R3.0-000	TCC-112FR-AH011-06P-C3.0-000	TCC-112FR-AH011-06P-R3.0-000
	5	TCC-112MR-AH011-06P-C5.0-000	TCC-112MR-AH011-06P-R5.0-000	TCC-112FR-AH011-06P-C5.0-000	TCC-112FR-AH011-06P-R5.0-000
8	1	TCC-112MR-AH011-08P-C1.0-000	TCC-112MR-AH011-08P-R1.0-000	TCC-112FR-AH011-08P-C1.0-000	TCC-112FR-AH011-08P-R1.0-000
	3	TCC-112MR-AH011-08P-C3.0-000	TCC-112MR-AH011-08P-R3.0-000	TCC-112FR-AH011-08P-C3.0-000	TCC-112FR-AH011-08P-R3.0-000
	5	TCC-112MR-AH011-08P-C5.0-000	TCC-112MR-AH011-08P-R5.0-000	TCC-112FR-AH011-08P-C5.0-000	TCC-112FR-AH011-08P-R5.0-000
10	1	TCC-112MR-AH011-10P-C1.0-000	TCC-112MR-AH011-10P-R1.0-000	TCC-112FR-AH011-10P-C1.0-000	TCC-112FR-AH011-10P-R1.0-000
	3	TCC-112MR-AH011-10P-C3.0-000	TCC-112MR-AH011-10P-R3.0-000	TCC-112FR-AH011-10P-C3.0-000	TCC-112FR-AH011-10P-R3.0-000
	5	TCC-112MR-AH011-10P-C5.0-000	TCC-112MR-AH011-10P-R5.0-000	TCC-112FR-AH011-10P-C5.0-000	TCC-112FR-AH011-10P-R5.0-000
12	1	TCC-112MR-AH011-12P-C1.0-000	TCC-112MR-AH011-12P-R1.0-000	TCC-112FR-AH011-12P-C1.0-000	TCC-112FR-AH011-12P-R1.0-000
	3	TCC-112MR-AH011-12P-C3.0-000	TCC-112MR-AH011-12P-R3.0-000	TCC-112FR-AH011-12P-C3.0-000	TCC-112FR-AH011-12P-R3.0-000
	5	TCC-112MR-AH011-12P-C5.0-000	TCC-112MR-AH011-12P-R5.0-000	TCC-112FR-AH011-12P-C5.0-000	TCC-112FR-AH011-12P-R5.0-000
17	1	TCC-112MR-AH011-17P-C1.0-000	TCC-112MR-AH011-17P-R1.0-000	TCC-112FR-AH011-17P-C1.0-000	TCC-112FR-AH011-17P-R1.0-000
	3	TCC-112MR-AH011-17P-C3.0-000	TCC-112MR-AH011-17P-R3.0-000	TCC-112FR-AH011-17P-C3.0-000	TCC-112FR-AH011-17P-R3.0-000
	5	TCC-112MR-AH011-17P-C5.0-000	TCC-112MR-AH011-17P-R5.0-000	TCC-112FR-AH011-17P-C5.0-000	TCC-112FR-AH011-17P-R5.0-000

芯线颜色和顺序

	Pin 位							
Pin1	1.Brown 棕	1.Brown 棕	1.Brown 棕	1.White 白	1.White 白	1.Brown 棕	1.Brown 棕	1.Brown 棕
Pin2	2.–	2.White 白	2.White 白	2.Brown 棕	2.Brown 棕	2.Blue 蓝	2.Blue 蓝	2.Blue 蓝
Pin3	3.Blue 蓝	3.Blue 蓝	3.Blue 蓝	3.Green 绿	3.Green 绿	3.White 白	3.White 白	3.White 白
Pin4	4.Black 黑	4.Black 黑	4.Black 黑	4.Yellow 黄	4.Yellow 黄	4.Green 绿	4.Green 绿	4.Green 绿
Pin5			5.Gray 灰	5.–	5.Gray 灰	5.Pink 粉	5.Pink 粉	5.Pink 粉
Pin6				6.Pink 粉	6.Pink 粉	6.Yellow 黄	6.Yellow 黄	6.Yellow 黄
Pin7				7.Blue 蓝	7.Blue 蓝	7.Black 黑	7.Black 黑	7.Black 黑
Pin8				8.–	8.Red 红	8.Grey 灰	8.Grey 灰	8.Grey 灰
Pin9						9.Red 红	9.Red 红	9.Red 红
Pin10						10.Violet 紫	10.Violet 紫	10.Violet 紫
Pin11							11.Grey/Pink 灰 / 粉	11.Grey/Pink 灰 / 粉
Pin12							12.Red/Blue 红 / 蓝	12.Red/Blue 红 / 蓝
Pin13								13.White/Green 白 / 绿
Pin14								14.Brown/Green 棕 / 绿
Pin15								15.White/Yellow 白 / 黄
Pin16								16.Yellow/Brown 黄 / 棕
Pin17								17.White/Grey 白 / 灰

M12 – 注塑成型式 – 弯头 屏蔽 – B coding
M12 Overmolded With Cable Plug, Shielded, Angled – B coding

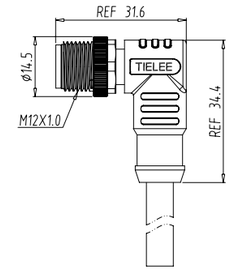

公头 Male

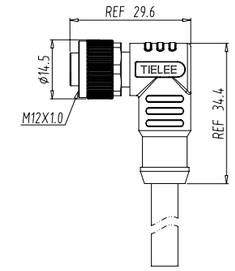

母头 Female

芯数 Numer of Pin	5
认证	
Pin 分布图（公头）	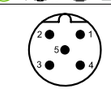
Pin 分布图（母头）	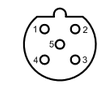
接触阻抗 Contact impedance	≤ 5mΩ
绝缘阻抗 Insulation resistance	≥ 100MΩ
插拔次数 Numberof plugand unplug cycles	≥ 100
环境温度 Ambient temperature	-25℃ -80℃
防护等级 Ingress protection	IP67
胶芯材质 Rubber core material	PA
端子材料 Terminal material	铜镀金 Gold-plated Beryllium Copper
是否屏蔽 Shielding	屏蔽 Shielded
执行标准 Enforce the standard	IEC61076-2-101
额定电压 Rated voltage	60V
额定电流 rated current	4A

产品料号

芯数 Numer of Pin	线缆长度 length（M）	公头 PVC	公头 PUR	母头 PVC	母头 PUR
5	1	TCC-112MR-BH011-05P-C1.0-000	TCC-112MR-BH011-05P-R1.0-000	TCC-112FR-BH011-05P-C1.0-000	TCC-112FR-BH011-05P-R1.0-000
	3	TCC-112MR-BH011-05P-C3.0-000	TCC-112MR-BH011-05P-R3.0-000	TCC-112FR-BH011-05P-C3.0-000	TCC-112FR-BH011-05P-R3.0-000
	5	TCC-112MR-BH011-05P-C5.0-000	TCC-112MR-BH011-05P-R5.0-000	TCC-112FR-BH011-05P-C5.0-000	TCC-112FR-BH011-05P-R5.0-000

芯线颜色和顺序

	Pin 位
Pin1	1.Brown 棕
Pin2	2.White 白
Pin3	3.Blue 蓝
Pin4	4.Black 黑
Pin5	5.Gray 灰

M12 – 注塑成型式 – 弯头 屏蔽 – C coding
M12 Overmolded With Cable Plug, Shielded, Angled – C coding

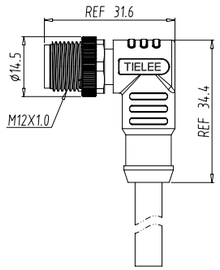

公头 Male

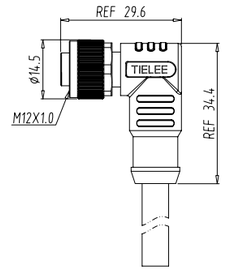

母头 Female

芯数 Numer of Pin	3	4	5	6
认证				
Pin 分布图（公头）				
Pin 分布图（母头）				
接触阻抗 Contact impedance	≤ 5mΩ			
绝缘阻抗 Insulation resistance	≥ 100MΩ			
插拔次数 Numberof plugand unplug cycles	≥ 100			
环境温度 Ambient temperature	–25℃ –80℃			
防护等级 Ingress protection	IP67			
胶芯材质 Rubber core material	PA			
端子材料 Terminal material	铜镀金 Gold–plated Beryllium Copper			
是否屏蔽 Shielding	屏蔽 Shielded			
执行标准 Enforce the standard	IEC61076–2–101			
额定电压 Rated voltage	250V		60V	30A
额定电流 rated current	4A		2A	2A

产品料号

芯数 Numer of Pin	线缆长度 length（M）	公头 PVC	公头 PUR	母头 PVC	母头 PUR
3	1	TCC–112MR–BH011–05P–C1.0–000	TCC–112MR–BH011–05P–R1.0–000	TCC–112FR–BH011–05P–C1.0–000	TCC–112FR–BH011–05P–R1.0–000
	3	TCC–112MR–BH011–05P–C3.0–000	TCC–112MR–BH011–05P–R3.0–000	TCC–112FR–BH011–05P–C3.0–000	TCC–112FR–BH011–05P–R3.0–000
	5	TCC–112MR–BH011–05P–C5.0–000	TCC–112MR–BH011–05P–R5.0–000	TCC–112FR–BH011–05P–C5.0–000	TCC–112FR–BH011–05P–R5.0–000
4	1	TCC–112MR–CH011–03P–C1.0–000	TCC–112MR–CH011–03P–R1.0–000	TCC–112FR–CH011–03P–C1.0–000	TCC–112FR–CH011–03P–R1.0–000
	3	TCC–112MR–CH011–03P–C3.0–000	TCC–112MR–CH011–03P–R3.0–000	TCC–112FR–CH011–03P–C3.0–000	TCC–112FR–CH011–03P–R3.0–000
	5	TCC–112MR–CH011–03P–C5.0–000	TCC–112MR–CH011–03P–R5.0–000	TCC–112FR–CH011–03P–C5.0–000	TCC–112FR–CH011–03P–R5.0–000
5	1	TCC–112MR–CH011–04P–C1.0–000	TCC–112MR–CH011–04P–R1.0–000	TCC–112FR–CH011–04P–C1.0–000	TCC–112FR–CH011–04P–R1.0–000
	3	TCC–112MR–CH011–04P–C3.0–000	TCC–112MR–CH011–04P–R3.0–000	TCC–112FR–CH011–04P–C3.0–000	TCC–112FR–CH011–04P–R3.0–000
	5	TCC–112MR–CH011–04P–C5.0–000	TCC–112MR–CH011–04P–R5.0–000	TCC–112FR–CH011–04P–C5.0–000	TCC–112FR–CH011–04P–R5.0–000
6	1	TCC–112MR–CH011–05P–C1.0–000	TCC–112MR–CH011–05P–R1.0–000	TCC–112FR–CH011–05P–C1.0–000	TCC–112FR–CH011–05P–R1.0–000
	3	TCC–112MR–CH011–05P–C3.0–000	TCC–112MR–CH011–05P–R3.0–000	TCC–112FR–CH011–05P–C3.0–000	TCC–112FR–CH011–05P–R3.0–000
	5	TCC–112MR–CH011–05P–C5.0–000	TCC–112MR–CH011–05P–R5.0–000	TCC–112FR–CH011–05P–C5.0–000	TCC–112FR–CH011–05P–R5.0–000

芯线颜色和顺序

Pin 位				
Pin1	1.Brown 棕	1.Brown 棕	1.White 白	1.White 白
Pin2	2.–	2.White 白	2.Brown 棕	2.Brown 棕
Pin3	3.Blue 蓝	3.Blue 蓝	3.Green 绿	3.Green 绿
Pin4	4.Black 黑	4.Black 黑	4.Yellow 黄	4.Yellow 黄
Pin5			5.Gray 灰	5.Grey 灰
Pin6				6.Pink 粉

M12 – 注塑成型式 – 弯头 屏蔽 – D coding
M12 Overmolded With Cable Plug, Shielded, Angled – D coding

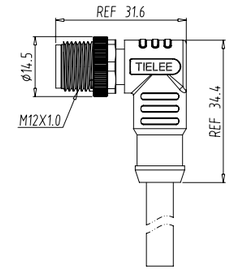

公头 Male

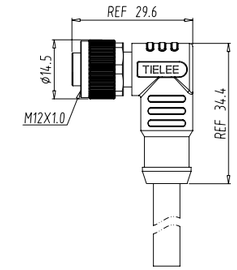

母头 Female

芯数 Numer of Pin	4
认证	
Pin 分布图（公头）	
Pin 分布图（母头）	
接触阻抗 Contact impedance	≤ 5mΩ
绝缘阻抗 Insulation resistance	≥ 100MΩ
插拔次数 Numberof plugand unplug cycles	≥ 100
环境温度 Ambient temperature	–25℃ –80℃
防护等级 Ingress protection	IP67
胶芯材质 Rubber core material	PA
端子材料 Terminal material	铜镀金 Gold–plated Beryllium Copper
是否屏蔽 Shielding	屏蔽 Shielded
执行标准 Enforce the standard	IEC61076–2–101
额定电压 Rated voltage	250V
额定电流 rated current	4A

产品料号

芯数 Numer of Pin	线缆长度 length（M）	公头 PVC	公头 PUR	母头 PVC	母头 PUR
4	1	TCC–112MR–DH011–04P–C1.0–000	TCC–112MR–DH011–04P–R1.0–000	TCC–112FR–DH011–04P–C1.0–000	TCC–112FR–DH011–04P–R1.0–000
	3	TCC–112MR–DH011–04P–C3.0–000	TCC–112MR–DH011–04P–R3.0–000	TCC–112FR–DH011–04P–C3.0–000	TCC–112FR–DH011–04P–R3.0–000
	5	TCC–112MR–DH011–04P–C5.0–000	TCC–112MR–DH011–04P–R5.0–000	TCC–112FR–DH011–04P–C5.0–000	TCC–112FR–DH011–04P–R5.0–000

芯线颜色和顺序

Pin 位	
Pin1	1.Yellow 黄
Pin2	2.White 白
Pin3	3.Orange 橙
Pin4	4.Blue 蓝

M12 – 注塑成型式 – 弯头 屏蔽 – S coding
M12 Overmolded With Cable Plug, Shieded, Angled – S coding

公头 Male

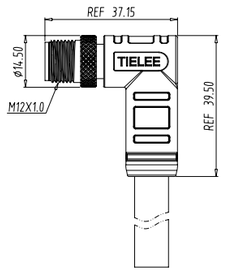

母头 Female

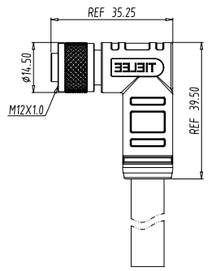

芯数 Numer of Pin	3(2+PE)	4(3+PE)
认证		
Pin 分布图（公头）		
Pin 分布图（母头）		
接触阻抗 Contact impedance	≤ 5mΩ	
绝缘阻抗 Insulation resistance	≥ 100MΩ	
插拔次数 Numberof plugand unplug cycles	≥ 100	
环境温度 Ambient temperature	–25℃ –80℃	
防护等级 Ingress protection	IP67	
胶芯材质 Rubber core material	PA	
端子材料 Terminal material	铜镀金 Gold–plated Beryllium Copper	
是否屏蔽 Shielding	屏蔽 Shielded	
执行标准 Enforce the standard	IEC 61076–2–111	
额定电压 Rated voltage	630V	
额定电流 rated current	12A	

产品料号

芯数 Numer of Pin	线缆长度 length（M）	公头		母头	
		PVC	PUR	PVC	PUR
3	1	TCC–112MR–SH011–03P–C1.0–000	TCC–112MR–SH011–03P–R1.0–000	TCC–112FR–SH011–03P–C1.0–000	TCC–112FR–SH011–03P–R1.0–000
	3	TCC–112MR–SH011–03P–C3.0–000	TCC–112MR–SH011–03P–R3.0–000	TCC–112FR–SH011–03P–C3.0–000	TCC–112FR–SH011–03P–R3.0–000
	5	TCC–112MR–SH011–03P–C5.0–000	TCC–112MR–SH011–03P–R5.0–000	TCC–112FR–SH011–03P–C5.0–000	TCC–112FR–SH011–03P–R5.0–000
4	1	TCC–112MR–SH011–04P–C1.0–000	TCC–112MR–SH011–04P–R1.0–000	TCC–112FR–SH011–04P–C1.0–000	TCC–112FR–SH011–04P–R1.0–000
	3	TCC–112MR–SH011–04P–C3.0–000	TCC–112MR–SH011–04P–R3.0–000	TCC–112FR–SH011–04P–C3.0–000	TCC–112FR–SH011–04P–R3.0–000
	5	TCC–112MR–SH011–04P–C5.0–000	TCC–112MR–SH011–04P–R5.0–000	TCC–112FR–SH011–04P–C5.0–000	TCC–112FR–SH011–04P–R5.0–000

芯线颜色和顺序

	Pin 位	
Pin1	1.Black1 黑 1	1.Black1 黑 1
Pin2	2.–	2.Black2 黑 2
Pin3	3.Black3 黑 3	3.Black3 黑 3
Pin4	PE Yellow/Green 黄 / 绿	PE Yellow/Green 黄 / 绿

M12 – 注塑成型式 – 弯头 屏蔽 – T coding
M12 Overmolded With Cable Plug, Shieded, Angled – T coding

公头 Male

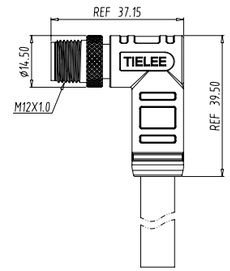

母头 Female

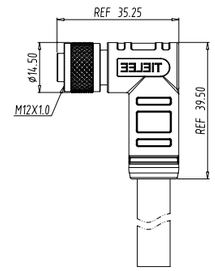

芯数 Numer of Pin	2	3	4
认证			
Pin 分布图（公头）			
Pin 分布图（母头）			
接触阻抗 Contact impedance	≤ 5mΩ		
绝缘阻抗 Insulation resistance	≥ 100MΩ		
插拔次数 Numberof plugand unplug cycles	≥ 100		
环境温度 Ambient temperature	–25℃ –80℃		
防护等级 Ingress protection	IP67		
胶芯材质 Rubber core material	PA		
端子材料 Terminal material	铜镀金 Gold–plated Beryllium Copper		
是否屏蔽 Shielding	屏蔽 Shielded		
执行标准 Enforce the standard	IEC 61076–2–111		
额定电压 Rated voltage	63V		
额定电流 rated current	12A		

产品料号

芯数 Numer of Pin	线缆长度 length（M）	公头		母头	
		PVC	PUR	PVC	PUR
2	1	TCC–112MR–TH011–02P–C1.0–000	TCC–112MR–TH011–02P–R1.0–000	TCC–112FR–TH011–02P–C1.0–000	TCC–112FR–TH011–02P–R1.0–000
	3	TCC–112MR–TH011–02P–C3.0–000	TCC–112MR–TH011–02P–R3.0–000	TCC–112FR–TH011–02P–C3.0–000	TCC–112FR–TH011–02P–R3.0–000
	5	TCC–112MR–TH011–02P–C5.0–000	TCC–112MR–TH011–02P–R5.0–000	TCC–112FR–TH011–02P–C5.0–000	TCC–112FR–TH011–02P–R5.0–000
3	1	TCC–112MR–TH011–03P–C1.0–000	TCC–112MR–TH011–03P–R1.0–000	TCC–112FR–TH011–03P–C1.0–000	TCC–112FR–TH011–03P–R1.0–000
	3	TCC–112MR–TH011–03P–C3.0–000	TCC–112MR–TH011–03P–R3.0–000	TCC–112FR–TH011–03P–C3.0–000	TCC–112FR–TH011–03P–R3.0–000
	5	TCC–112MR–TH011–03P–C5.0–000	TCC–112MR–TH011–03P–R5.0–000	TCC–112FR–TH011–03P–C5.0–000	TCC–112FR–TH011–03P–R5.0–000
4	1	TCC–112MR–TH011–04P–C1.0–000	TCC–112MR–TH011–04P–R1.0–000	TCC–112FR–TH011–04P–C1.0–000	TCC–112FR–TH011–04P–R1.0–000
	3	TCC–112MR–TH011–04P–C3.0–000	TCC–112MR–TH011–04P–R3.0–000	TCC–112FR–TH011–04P–C3.0–000	TCC–112FR–TH011–04P–R3.0–000
	5	TCC–112MR–TH011–04P–C5.0–000	TCC–112MR–TH011–04P–R5.0–000	TCC–112FR–TH011–04P–C5.0–000	TCC–112FR–TH011–04P–R5.0–000

芯线颜色和顺序

	Pin 位		
Pin1	1.Brown 棕	1.Brown 棕	1.Brown 棕
Pin2	2.–	2.–	2.White 白
Pin3	3.Blue 蓝	3.Blue 蓝	3.Blue 蓝
Pin4	4.–	4.Black 黑	4.Black 黑

M12 – 注塑成型式 – 弯头 屏蔽 – K coding
M12 Overmolded With Cable Plug, Shieded, Angled – K coding

公头 Male

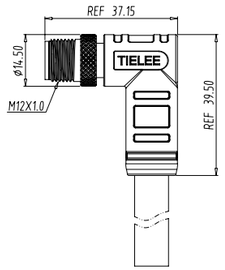

母头 Female

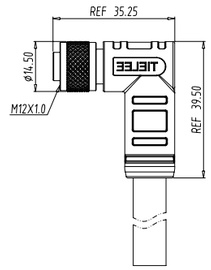

芯数 Numer of Pin	3(2+PE)	4(3+PE)	5(4+PE)
认证			
Pin 分布图（公头）			
Pin 分布图（母头）			
接触阻抗 Contact impedance	≤ 5mΩ		
绝缘阻抗 Insulation resistance	≥ 100MΩ		
插拔次数 Numberof plugand unplug cycles	≥ 100		
环境温度 Ambient temperature	–25℃ –80℃		
防护等级 Ingress protection	IP67		
胶芯材质 Rubber core material	PA		
端子材料 Terminal material	铜镀金 Gold–plated Beryllium Copper		
是否屏蔽 Shielding	屏蔽 Shielded		
执行标准 Enforce the standard	IEC 61076–2–111		
额定电压 Rated voltage	630V		
额定电流 rated current	12A		

产品料号

芯数 Numer of Pin	线缆长度 length（M）	公头		母头	
		PVC	PUR	PVC	PUR
3	1	TCC–112MR–KH011–03P–C1.0–000	TCC–112MR–KH011–03P–R1.0–000	TCC–112FR–KH011–03P–C1.0–000	TCC–112FR–KH011–03P–R1.0–000
	3	TCC–112MR–KH011–03P–C3.0–000	TCC–112MR–KH011–03P–R3.0–000	TCC–112FR–KH011–03P–C3.0–000	TCC–112FR–KH011–03P–R3.0–000
	5	TCC–112MR–KH011–03P–C5.0–000	TCC–112MR–KH011–03P–R5.0–000	TCC–112FR–KH011–03P–C5.0–000	TCC–112FR–KH011–03P–R5.0–000
4	1	TCC–112MR–KH011–04P–C1.0–000	TCC–112MR–KH011–04P–R1.0–000	TCC–112FR–KH011–04P–C1.0–000	TCC–112FR–KH011–04P–R1.0–000
	3	TCC–112MR–KH011–04P–C3.0–000	TCC–112MR–KH011–04P–R3.0–000	TCC–112FR–KH011–04P–C3.0–000	TCC–112FR–KH011–04P–R3.0–000
	5	TCC–112MR–KH011–04P–C5.0–000	TCC–112MR–KH011–04P–R5.0–000	TCC–112FR–KH011–04P–C5.0–000	TCC–112FR–KH011–04P–R5.0–000
5	1	TCC–112MR–KH011–05P–C1.0–000	TCC–112MR–KH011–05P–R1.0–000	TCC–112FR–KH011–05P–C1.0–000	TCC–112FR–KH011–05P–R1.0–000
	3	TCC–112MR–KH011–05P–C3.0–000	TCC–112MR–KH011–05P–R3.0–000	TCC–112FR–KH011–05P–C3.0–000	TCC–112FR–KH011–05P–R3.0–000
	5	TCC–112MR–KH011–05P–C5.0–000	TCC–112MR–KH011–05P–R5.0–000	TCC–112FR–KH011–05P–C5.0–000	TCC–112FR–KH011–05P–R5.0–000

芯线颜色和顺序

	Pin 位		
Pin1	1.–	1.Black1 黑 1	1.Black1 黑 1
Pin2	2.Black2 黑 2	2.Black2 黑 2	2.Black2 黑 2
Pin3	3.Black3 黑 3	3.Black3 黑 3	3.Black3 黑 3
Pin4	4.–	4.–	4.Black4 黑 4
Pin5	PE Yellow/Green 黄 / 绿	PE Yellow/Green 黄 / 绿	PE Yellow/Green 黄 / 绿

M12 – 注塑成型式 – 弯头 屏蔽 – L coding
M12 Overmolded With Cable Plug, Shieded, Angled – L coding

公头 Male

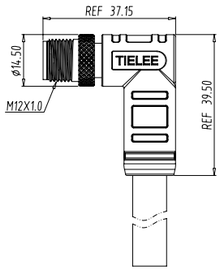

母头 Female

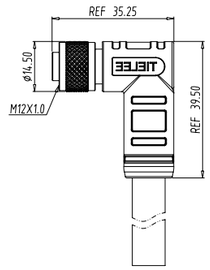

芯数 Numer of Pin	3(2+PE)	4(3+PE)	5(4+PE)
认证			
Pin 分布图（公头）			
Pin 分布图（母头）			
接触阻抗 Contact impedance	≤ 5mΩ		
绝缘阻抗 Insulation resistance	≥ 100MΩ		
插拔次数 Numberof plugand unplug cycles	≥ 100		
环境温度 Ambient temperature	–25℃ –80℃		
防护等级 Ingress protection	IP67		
胶芯材质 Rubber core material	PA		
端子材料 Terminal material	铜镀金 Gold–plated Beryllium Copper		
是否屏蔽 Shielding	屏蔽 Shielded		
执行标准 Enforce the standard	IEC 61076–2–111		
额定电压 Rated voltage	63V		
额定电流 rated current	16A		

产品料号

芯数 Numer of Pin	线缆长度 length（M）	公头		母头	
		PVC	PUR	PVC	PUR
3	1	TCC–112MR–LH011–03P–C1.0–000	TCC–112MR–LH011–03P–R1.0–000	TCC–112FR–LH011–03P–C1.0–000	TCC–112FR–LH011–03P–R1.0–000
	3	TCC–112MR–LH011–03P–C3.0–000	TCC–112MR–LH011–03P–R3.0–000	TCC–112FR–LH011–03P–C3.0–000	TCC–112FR–LH011–03P–R3.0–000
	5	TCC–112MR–LH011–03P–C5.0–000	TCC–112MR–LH011–03P–R5.0–000	TCC–112FR–LH011–03P–C5.0–000	TCC–112FR–LH011–03P–R5.0–000
4	1	TCC–112MR–LH011–04P–C1.0–000	TCC–112MR–LH011–04P–R1.0–000	TCC–112FR–LH011–04P–C1.0–000	TCC–112FR–LH011–04P–R1.0–000
	3	TCC–112MR–LH011–04P–C3.0–000	TCC–112MR–LH011–04P–R3.0–000	TCC–112FR–LH011–04P–C3.0–000	TCC–112FR–LH011–04P–R3.0–000
	5	TCC–112MR–LH011–04P–C5.0–000	TCC–112MR–LH011–04P–R5.0–000	TCC–112FR–LH011–04P–C5.0–000	TCC–112FR–LH011–04P–R5.0–000
5	1	TCC–112MR–LH011–05P–C1.0–000	TCC–112MR–LH011–05P–R1.0–000	TCC–112FR–LH011–05P–C1.0–000	TCC–112FR–LH011–05P–R1.0–000
	3	TCC–112MR–LH011–05P–C3.0–000	TCC–112MR–LH011–05P–R3.0–000	TCC–112FR–LH011–05P–C3.0–000	TCC–112FR–LH011–05P–R3.0–000
	5	TCC–112MR–LH011–05P–C5.0–000	TCC–112MR–LH011–05P–R5.0–000	TCC–112FR–LH011–05P–C5.0–000	TCC–112FR–LH011–05P–R5.0–000

芯线颜色和顺序

	Pin 位		
Pin1	1.–	1.Brown 棕	1.Brown 棕
Pin2	2.White 白	2.White 白	2.White 白
Pin3	3.Blue 蓝	3.Blue 蓝	3.Blue 蓝
Pin4	4.–	4.–	4.Black 黑
Pin5	FE Pink 粉	FE Pink 粉	FE Pink 粉

M12 – 注塑成型式 – 弯头 屏蔽 – M coding
M12 Overmolded With Cable Plug, Shieded, Angled – M coding

公头 Male

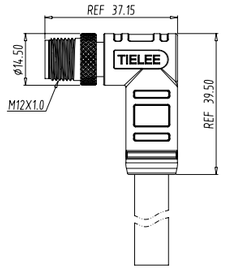

母头 Female

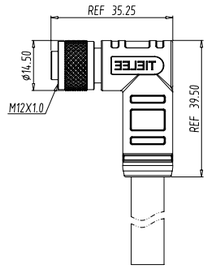

芯数 Numer of Pin	3	4	5	6
认证				
Pin 分布图（公头）				
Pin 分布图（母头）				
接触阻抗 Contact impedance	≤ 5mΩ			
绝缘阻抗 Insulation resistance	≥ 100MΩ			
插拔次数 Numberof plugand unplug cycles	≥ 100			
环境温度 Ambient temperature	–25℃ –80℃			
防护等级 Ingress protection	IP67			
胶芯材质 Rubber core material	PA			
端子材料 Terminal material	铜镀金 Gold–plated Beryllium Copper			
是否屏蔽 Shielding	屏蔽 Shielded			
执行标准 Enforce the standard	IEC 61076–2–111			
额定电压 Rated voltage	630V			
额定电流 rated current	8A			

产品料号

芯数 Numer of Pin	线缆长度 length（M）	公头		母头	
		PVC	PUR	PVC	PUR
3	1	TCC–112MR–MH011–03P–C1.0–000	TCC–112MR–MH011–03P–R1.0–000	TCC–112FR–MH011–03P–C1.0–000	TCC–112FR–MH011–03P–R1.0–000
	3	TCC–112MR–MH011–03P–C3.0–000	TCC–112MR–MH011–03P–R3.0–000	TCC–112FR–MH011–03P–C3.0–000	TCC–112FR–MH011–03P–R3.0–000
	5	TCC–112MR–MH011–03P–C5.0–000	TCC–112MR–MH011–03P–R5.0–000	TCC–112FR–MH011–03P–C5.0–000	TCC–112FR–MH011–03P–R5.0–000
4	1	TCC–112MR–MH011–04P–C1.0–000	TCC–112MR–MH011–04P–R1.0–000	TCC–112FR–MH011–04P–C1.0–000	TCC–112FR–MH011–04P–R1.0–000
	3	TCC–112MR–MH011–04P–C3.0–000	TCC–112MR–MH011–04P–R3.0–000	TCC–112FR–MH011–04P–C3.0–000	TCC–112FR–MH011–04P–R3.0–000
	5	TCC–112MR–MH011–04P–C5.0–000	TCC–112MR–MH011–04P–R5.0–000	TCC–112FR–MH011–04P–C5.0–000	TCC–112FR–MH011–04P–R5.0–000
5	1	TCC–112MR–MH011–05P–C1.0–000	TCC–112MR–MH011–05P–R1.0–000	TCC–112FR–MH011–05P–C1.0–000	TCC–112FR–MH011–05P–R1.0–000
	3	TCC–112MR–MH011–05P–C3.0–000	TCC–112MR–MH011–05P–R3.0–000	TCC–112FR–MH011–05P–C3.0–000	TCC–112FR–MH011–05P–R3.0–000
	5	TCC–112MR–MH011–05P–C5.0–000	TCC–112MR–MH011–05P–R5.0–000	TCC–112FR–MH011–05P–C5.0–000	TCC–112FR–MH011–05P–R5.0–000
6	1	TCC–112MR–MH011–06P–C1.0–000	TCC–112MR–MH011–06P–R1.0–000	TCC–112FR–MH011–06P–C1.0–000	TCC–112FR–MH011–06P–R1.0–000
	3	TCC–112MR–MH011–06P–C3.0–000	TCC–112MR–MH011–06P–R3.0–000	TCC–112FR–MH011–06P–C3.0–000	TCC–112FR–MH011–06P–R3.0–000
	5	TCC–112MR–MH011–06P–C5.0–000	TCC–112MR–MH011–06P–R5.0–000	TCC–112FR–MH011–06P–C5.0–000	TCC–112FR–MH011–06P–R5.0–000

芯线颜色和顺序

Pin 位				
Pin1	1.–	1.Black1 黑 1	1.Black1 黑 1	1.Black1 黑 1
Pin2	2.Black2 黑 2	2.–	2.Black1 黑 2	2.Black1 黑 2
Pin3	3.–	3.Black1 黑 3	3.–	3.Black3 黑 3
Pin4	4.Black4 黑 4	4.Black1 黑 4	4.Black1 黑 4	4.Black1 黑 4
Pin5	PE Yellow/Green 黄 / 绿	PE Yellow/Green 黄 / 绿	5.Black1 黑 5	5.Black1 黑 5
Pin6			PE Yellow/Green 黄 / 绿	PE Yellow/Green 黄 / 绿

M12 – 注塑成型式 – 弯头 屏蔽 – X coding
M12 Overmolded With Cable Plug, Shieded, Angled – X coding

公头 Male

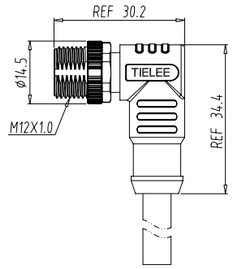

母头 Female

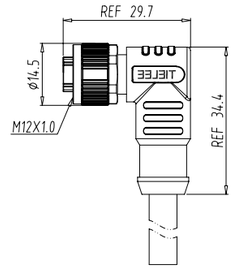

芯数 Numer of Pin	8
认证	
Pin 分布图（公头）	
Pin 分布图（母头）	
接触阻抗 Contact impedance	≤ 5mΩ
绝缘阻抗 Insulation resistance	≥ 100MΩ
插拔次数 Numberof plugand unplug cycles	≥ 100
环境温度 Ambient temperature	–25℃ –80℃
防护等级 Ingress protection	IP67
胶芯材质 Rubber core material	PA
端子材料 Terminal material	铜镀金 Gold–plated Beryllium Copper
是否屏蔽 Shielding	屏蔽 Shielded
执行标准 Enforce the standard	IEC 61076–2–109
额定电压 Rated voltage	60V
额定电流 rated current	0.5A

产品料号

芯数 Numer of Pin	线缆长度 length（M）	公头		母头	
		PVC	PUR	PVC	PUR
8	1	TCC–112MR–XH011–08P–C1.0–000	TCC–112MR–XH011–08P–R1.0–000	TCC–112FR–XH011–08P–C1.0–000	TCC–112FR–XH011–08P–R1.0–000
	3	TCC–112MR–XH011–08P–C3.0–000	TCC–112MR–XH011–08P–R3.0–000	TCC–112FR–XH011–08P–C3.0–000	TCC–112FR–XH011–08P–R3.0–000
	5	TCC–112MR–XH011–08P–C5.0–000	TCC–112MR–XH011–08P–R5.0–000	TCC–112FR–XH011–08P–C5.0–000	TCC–112FR–XH011–08P–R5.0–000

芯线颜色和顺序

Pin 位	
Pin1	1.White/Orange 白 / 橙
Pin2	2.Orange 橙
Pin3	3.White/Green 白 / 绿
Pin4	4.Green 绿
Pin5	5.White/Brown 白 / 棕
Pin6	6.Brown 棕
Pin7	7.White/Blue 白 / 蓝
Pin8	8.Blue 蓝

M12 – 注塑成型式 – 弯头 屏蔽 – Y coding
M12 Overmolded With Cable plug Shielded, Angled – Y coding

公头 Male

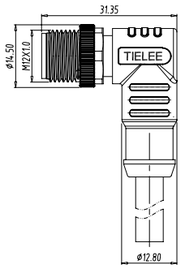

母头 Female

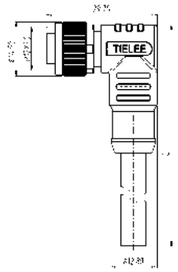

芯数 Numer of Pin	6	8
认证		
Pin 分布图（公头）		
Pin 分布图（母头）		
接触阻抗 Contact impedance	≤ 5mΩ	
绝缘阻抗 Insulation resistance	≥ 100MΩ	
插拔次数 Numberof plugand unplug cycles	≥ 100	
环境温度 Ambient temperature	-25℃ -80℃	
防护等级 Ingress protection	IP67	
胶芯材质 Rubber core material	PA	
端子材料 Terminal material	铜镀金 Gold-plated Beryllium Copper	
是否屏蔽 Shielding	屏蔽 Shielded	
执行标准 Enforce the standard	IEC 61076-2-113	
额定电压 Rated voltage	50V	
额定电流 rated current	12A(6P)/6A(8P)(电源 PIN),0.5A(数据 PIN)	

产品料号

芯数 Numer of Pin	线缆长度 length（M）	公头		母头	
		PVC	PUR	PVC	PUR
6	1	TCC-112MR-YH011-06P-C1.0-000	TCC-112MR-YH011-06P-R1.0-000	TCC-112FR-YH011-06P-C1.0-000	TCC-112FR-YH011-06P-R1.0-000
	3	TCC-112MR-YH011-06P-C3.0-000	TCC-112MR-YH011-06P-R3.0-000	TCC-112FR-YH011-06P-C3.0-000	TCC-112FR-YH011-06P-R3.0-000
	5	TCC-112MR-YH011-06P-C5.0-000	TCC-112MR-YH011-06P-R5.0-000	TCC-112FR-YH011-06P-C5.0-000	TCC-112FR-YH011-06P-R5.0-000
8	1	TCC-112MR-YH011-08P-C1.0-000	TCC-112MR-YH011-08P-R1.0-000	TCC-112FR-YH011-08P-C1.0-000	TCC-112FR-YH011-08P-R1.0-000
	3	TCC-112MR-YH011-08P-C3.0-000	TCC-112MR-YH011-08P-R3.0-000	TCC-112FR-YH011-08P-C3.0-000	TCC-112FR-YH011-08P-R3.0-000
	5	TCC-112MR-YH011-08P-C5.0-000	TCC-112MR-YH011-08P-R5.0-000	TCC-112FR-YH011-08P-C5.0-000	TCC-112FR-YH011-08P-R5.0-000

芯线颜色和顺序

	Pin 位	
Pin1	1.White/Orange	1.White/Orange
Pin2	2.Orange	2.Orange
Pin3	3.White/Green	3.White/Green
Pin4	4.Green	4.Green
Pin5	5.Red	5.White
Pin6	6.Black	6.Blue
Pin7		7.Brown
Pin8		8.Black

M12 – 面板式 焊接式 前锁安装 焊电子线 – A coding
M12 Panel Mount Recptacle, Front Mounting, Welded Electronic – A coding

M12 – 面板式
建议开孔尺寸
M12 Panel Mounting Panel Cut

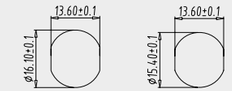

M16X1.5 面板开孔
M16X1.5 Panel cut

PG9 面板开孔
PG9 Panel cut

公头 Male

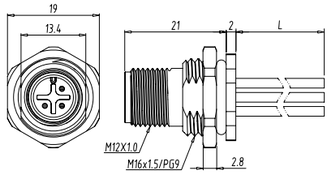

母头 Female

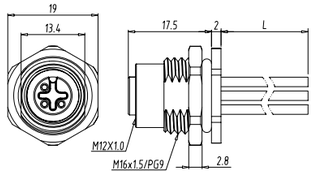

芯数 Numer of Pin	3	4	5	6	8	10	12	17
认证								
Pin 分布图（公头）		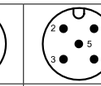	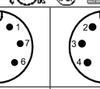	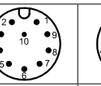	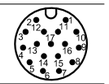		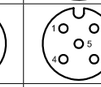	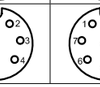
Pin 分布图（母头）	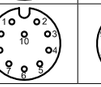	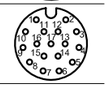						
额定电压 Rated voltage	250V		60V	30V		30V		
额定电流 rated current	4A		4A	2A		1.5A		

接触阻抗 Contact impedance	≤ 5mΩ	胶芯材质 Rubber core material	PA
绝缘阻抗 Insulation resistance	≥ 100MΩ	端子材料 Terminal material	铜镀金 Gold-plated Beryllium Copper
插拔次数 Numberof plugand unplug cycles	≥ 100	是否屏蔽 Shielding	非屏蔽 Unshielded
环境温度 Ambient temperature	-25℃ -80℃	执行标准 Enforce the standard	IEC61076-2-101
防护等级 Ingress protection	IP67		

产品料号

芯数 Numer of Pin	线缆长度 length（M）	公头	母头
		PVC	PVC
3	1	TCC-212ML-A012-03P-QXS-D1.0-0	TCC-212FL-A012-03P-QXS-D1.0-0
	3	TCC-212ML-A012-03P-QXS-D3.0-0	TCC-212FL-A012-03P-QXS-D3.0-0
	5	TCC-212ML-A012-03P-QXS-D5.0-0	TCC-212FL-A012-03P-QXS-D5.0-0
4	1	TCC-212ML-A012-04P-QXS-D1.0-0	TCC-212FL-A012-04P-QXS-D1.0-0
	3	TCC-212ML-A012-04P-QXS-D3.0-0	TCC-212FL-A012-04P-QXS-D3.0-0
	5	TCC-212ML-A012-04P-QXS-D5.0-0	TCC-212FL-A012-04P-QXS-D5.0-0
5	1	TCC-212ML-A012-05P-QXS-D1.0-0	TCC-212FL-A012-05P-QXS-D1.0-0
	3	TCC-212ML-A012-05P-QXS-D3.0-0	TCC-212FL-A012-05P-QXS-D3.0-0
	5	TCC-212ML-A012-05P-QXS-D5.0-0	TCC-212FL-A012-05P-QXS-D5.0-0
6	1	TCC-212ML-A012-06P-QXS-D1.0-0	TCC-212FL-A012-06P-QXS-D1.0-0
	3	TCC-212ML-A012-06P-QXS-D3.0-0	TCC-212FL-A012-06P-QXS-D3.0-0
	5	TCC-212ML-A012-06P-QXS-D5.0-0	TCC-212FL-A012-06P-QXS-D5.0-0
8	1	TCC-212ML-A012-08P-QXS-D1.0-0	TCC-212FL-A012-08P-QXS-D1.0-0
	3	TCC-212ML-A012-08P-QXS-D3.0-0	TCC-212FL-A012-08P-QXS-D3.0-0
	5	TCC-212ML-A012-08P-QXS-D5.0-0	TCC-212FL-A012-08P-QXS-D5.0-0
10	1	TCC-212ML-A012-10P-QXS-D1.0-0	TCC-212FL-A012-10P-QXS-D1.0-0
	3	TCC-212ML-A012-10P-QXS-D3.0-0	TCC-212FL-A012-10P-QXS-D3.0-0
	5	TCC-212ML-A012-10P-QXS-D5.0-0	TCC-212FL-A012-10P-QXS-D5.0-0
12	1	TCC-212ML-A012-12P-QXS-D1.0-0	TCC-212FL-A012-12P-QXS-D1.0-0
	3	TCC-212ML-A012-12P-QXS-D3.0-0	TCC-212FL-A012-12P-QXS-D3.0-0
	5	TCC-212ML-A012-12P-QXS-D5.0-0	TCC-212FL-A012-12P-QXS-D5.0-0
17	1	TCC-212ML-A012-17P-QXS-D1.0-0	TCC-212FL-A012-17P-QXS-D1.0-0
	3	TCC-212ML-A012-17P-QXS-D3.0-0	TCC-212FL-A012-17P-QXS-D3.0-0
	5	TCC-212ML-A012-17P-QXS-D5.0-0	TCC-212FL-A012-17P-QXS-D5.0-0

芯线颜色和顺序

	Pin 位							
Pin1	1.Brown 棕	1.Brown 棕	1.Brown 棕	1.White 白	1.White 白	1.Brown 棕	1.Brown 棕	1.Brown 棕
Pin2	2.–	2.White 白	2.White 白	2.Brown 棕	2.Brown 棕	2.Blue 蓝	2.Blue 蓝	2.Blue 蓝
Pin3	3.Blue 蓝	3.Blue 蓝	3.Blue 蓝	3.Green 绿	3.Green 绿	3.White 白	3.White 白	3.White 白
Pin4	4.Black 黑	4.Black 黑	4.Black 黑	4.Yellow 黄	4.Yellow 黄	4.Green 绿	4.Green 绿	4.Green 绿
Pin5			5.Gray 灰	5.–	5.Gray 灰	5.Pink 粉	5.Pink 粉	5.Pink 粉
Pin6				6.Pink 粉	6.Pink 粉	6.Yellow 黄	6.Yellow 黄	6.Yellow 黄
Pin7				7.Blue 蓝	7.Blue 蓝	7.Black 黑	7.Black 黑	7.Black 黑
Pin8				8.–	8.Red 红	8.Grey 灰	8.Grey 灰	8.Grey 灰
Pin9						9.Red 红	9.Red 红	9.Red 红
Pin10						10.Violet 紫	10.Violet 紫	10.Violet 紫
Pin11							11.Grey/Pink 灰 / 粉	11.Grey/Pink 灰 / 粉
Pin12							12.Red/Blue 红 / 蓝	12.Red/Blue 红 / 蓝
Pin13								13.White/Green 白 / 绿
Pin14								14.Brown/Green 棕 / 绿
Pin15								15.White/Yellow 白 / 黄
								16.Yellow/Brown 黄 / 棕
								17.White/Grey 白 / 灰

M12 – 面板式 焊接式 前锁安装 焊电子线 – B coding
M12 Panel Mount Recptacle, Front Mounting, Welded Electronic – B coding

M12 – 面板式
建议开孔尺寸
M12 Panel Mounting Panel Cut

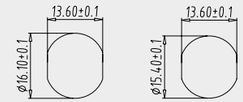

M16X1.5 面板开孔
M16X1.5 Panel cut

PG9 面板开孔
PG9 Panel cut

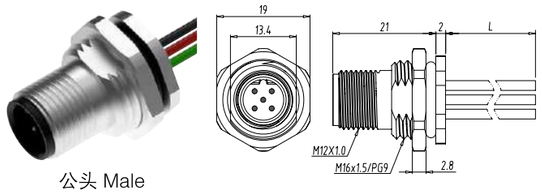

公头 Male

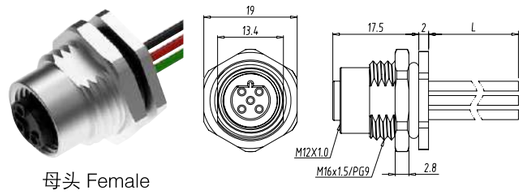

母头 Female

芯数 Numer of Pin	5
认证	
Pin 分布图（公头）	
Pin 分布图（母头）	
接触阻抗 Contact impedance	≤ 5mΩ
绝缘阻抗 Insulation resistance	≥ 100MΩ
插拔次数 Numberof plugand unplug cycles	≥ 100
环境温度 Ambient temperature	–25℃ –80℃
防护等级 Ingress protection	IP67
胶芯材质 Rubber core material	PA
端子材料 Terminal material	铜镀金 Gold–plated Beryllium Copper
是否屏蔽 Shielding	非屏蔽 Unshielded
执行标准 Enforce the standard	IEC61076–2–101
额定电压 Rated voltage	60V
额定电流 rated current	4A

产品料号

芯数 Numer of Pin	线缆长度 length（M）	公头	母头
		PVC	PVC
5	1	TCC–212ML–B012–05P–QXS–D1.0–0	TCC–212FL–B012–05P–QXS–D1.0–0
	3	TCC–212ML–B012–05P–QXS–D3.0–0	TCC–212FL–B012–05P–QXS–D3.0–0
	5	TCC–212ML–B012–05P–QXS–D5.0–0	TCC–212FL–B012–05P–QXS–D5.0–0

芯线颜色和顺序

	Pin 位
Pin1	1.Brown 棕
Pin2	2.White 白
Pin3	3.Blue 蓝
Pin4	4.Black 黑
Pin5	5.Gray 灰

M12 – 面板式 焊接式 前锁安装 焊电子线 – C coding
M12 Panel Mount Recptacle, Front Mounting, Welded Electronic – C coding

M12 – 面板式
建议开孔尺寸
M12 Panel Mounting Panel Cut

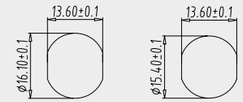

M16X1.5 面板开孔
M16X1.5 Panel cut

PG9 面板开孔
PG9 Panel cut

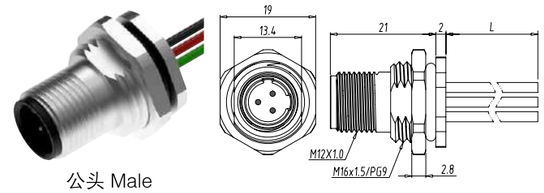

公头 Male

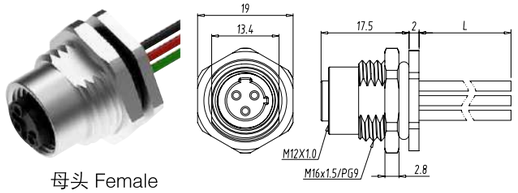

母头 Female

芯数 Numer of Pin	3	4	5	6
认证				
Pin 分布图（公头）				
Pin 分布图（母头）				
接触阻抗 Contact impedance	≤ 5mΩ			
绝缘阻抗 Insulation resistance	≥ 100MΩ			
插拔次数 Numberof plugand unplug cycles	≥ 100			
环境温度 Ambient temperature	–25℃ –80℃			
防护等级 Ingress protection	IP67			
胶芯材质 Rubber core material	PA			
端子材料 Terminal material	铜镀金 Gold–plated Beryllium Copper			
是否屏蔽 Shielding	非屏蔽 Unshielded			
执行标准 Enforce the standard	IEC61076–2–101			
额定电压 Rated voltage	250V		60V	30A
额定电流 rated current	4A		2A	2A

产品料号

芯数 Numer of Pin	线缆长度 length（M）	公头	母头
		PVC	PVC
3	1	TCC–212ML–C012–03P–QXS–D1.0–0	TCC–212FL–C012–03P–QXS–D1.0–0
	3	TCC–212ML–C012–03P–QXS–D3.0–0	TCC–212FL–C012–03P–QXS–D3.0–0
	5	TCC–212ML–C012–03P–QXS–D5.0–0	TCC–212FL–C012–03P–QXS–D5.0–0
4	1	TCC–212ML–C012–04P–QXS–D1.0–0	TCC–212FL–C012–04P–QXS–D1.0–0
	3	TCC–212ML–C012–04P–QXS–D3.0–0	TCC–212FL–C012–04P–QXS–D3.0–0
	5	TCC–212ML–C012–04P–QXS–D5.0–0	TCC–212FL–C012–04P–QXS–D5.0–0
5	1	TCC–212ML–C012–05P–QXS–D1.0–0	TCC–212FL–C012–05P–QXS–D1.0–0
	3	TCC–212ML–C012–05P–QXS–D3.0–0	TCC–212FL–C012–05P–QXS–D3.0–0
	5	TCC–212ML–C012–05P–QXS–D5.0–0	TCC–212FL–C012–05P–QXS–D5.0–0
6	1	TCC–212ML–C012–06P–QXS–D1.0–0	TCC–212FL–C012–06P–QXS–D1.0–0
	3	TCC–212ML–C012–06P–QXS–D3.0–0	TCC–212FL–C012–06P–QXS–D3.0–0
	5	TCC–212ML–C012–06P–QXS–D5.0–0	TCC–212FL–C012–06P–QXS–D5.0–0

芯线颜色和顺序

	Pin 位			
Pin1	1.Brown 棕	1.Brown 棕	1.White 白	1.White 白
Pin2	2.–	2.White 白	2.Brown 棕	2.Brown 棕
Pin3	3.Blue 蓝	3.Blue 蓝	3.Green 绿	3.Green 绿
Pin4	4.Black 黑	4.Black 黑	4.Yellow 黄	4.Yellow 黄
Pin5			5.Gray 灰	5.Grey 灰
Pin6				6.Pink 粉

M12 – 面板式 焊接式 前锁安装 焊电子线 – D coding
M12 Panel Mount Recptacle, Front Mounting, Welded Electronic – D coding

M12 – 面板式
建议开孔尺寸
M12 Panel Mounting Panel Cut

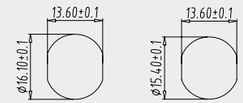

M16X1.5 面板开孔
M16X1.5 Panel cut

PG9 面板开孔
PG9 Panel cut

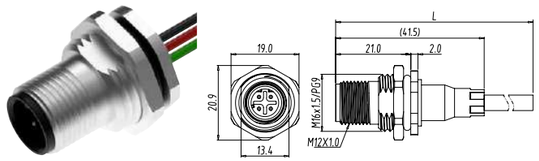

公头 Male

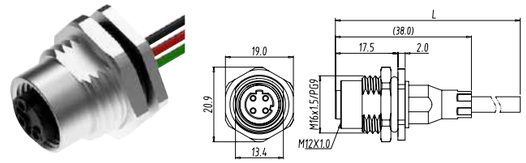

母头 Female

芯数 Numer of Pin	4
认证	
Pin 分布图（公头）	
Pin 分布图（母头）	
接触阻抗 Contact impedance	≤ 5mΩ
绝缘阻抗 Insulation resistance	≥ 100MΩ
插拔次数 Numberof plugand unplug cycles	≥ 100
环境温度 Ambient temperature	–25℃ –80℃
防护等级 Ingress protection	IP67
胶芯材质 Rubber core material	PA
端子材料 Terminal material	铜镀金 Gold–plated Beryllium Copper
是否屏蔽 Shielding	非屏蔽 Unshielded
执行标准 Enforce the standard	IEC61076–2–101
额定电压 Rated voltage	250V
额定电流 rated current	4A

产品料号

芯数 Numer of Pin	线缆长度 length（M）	公头	母头
		PVC	PVC
4	1	TCC–212ML–D012–04P–QXS–D1.0–0	TCC–212FL–D012–04P–QXS–D1.0–0
	3	TCC–212ML–D012–04P–QXS–D3.0–0	TCC–212FL–D012–04P–QXS–D3.0–0
	5	TCC–212ML–D012–04P–QXS–D5.0–0	TCC–212FL–D012–04P–QXS–D5.0–0

芯线颜色和顺序

	Pin 位
Pin1	1.Yellow 黄
Pin2	2.White 白
Pin3	3.Orange 橙
Pin4	4.Blue 蓝

M12 – 面板式 焊接式 前锁安装 焊电子线 – S coding
M12 Panel Mount Recptacle, Front Mounting, Welded Electronic – S coding

M12 – 面板式
建议开孔尺寸
M12 Panel Mounting Panel Cut

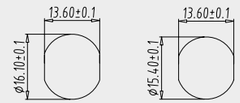

M16X1.5 面板开孔
M16X1.5 Panel cut

PG9 面板开孔
PG9 Panel cut

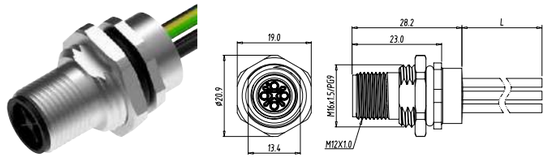

公头 Male

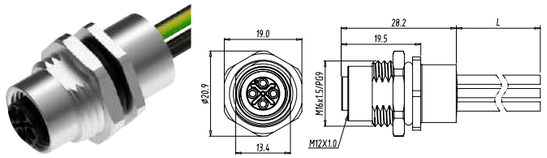

母头 Female

芯数 Numer of Pin	3(2+PE)	4(3+PE)
认证		
Pin 分布图（公头）		
Pin 分布图（母头）		
接触阻抗 Contact impedance	≤ 5mΩ	
绝缘阻抗 Insulation resistance	≥ 100MΩ	
插拔次数 Numberof plugand unplug cycles	≥ 100	
环境温度 Ambient temperature	–25℃ –80℃	
防护等级 Ingress protection	IP67	
胶芯材质 Rubber core material	PA	
端子材料 Terminal material	铜镀金 Gold–plated Beryllium Copper	
是否屏蔽 Shielding	非屏蔽 Unshielded	
执行标准 Enforce the standard	IEC61076–2–111	
额定电压 Rated voltage	630V	
额定电流 rated current	12A	

产品料号

芯数 Numer of Pin	线缆长度 length（M）	公头	母头
		PVC	PVC
3	1	TCC–212ML–S012–03P–QXC–D1.0–0	TCC–212FL–S012–03P–QXC–D1.0–0
	3	TCC–212ML–S012–03P–QXC–D3.0–0	TCC–212FL–S012–03P–QXC–D3.0–0
	5	TCC–212ML–S012–03P–QXC–D5.0–0	TCC–212FL–S012–03P–QXC–D5.0–0
4	1	TCC–212ML–S012–04P–QXC–D1.0–0	TCC–212FL–S012–04P–QXC–D1.0–0
	3	TCC–212ML–S012–04P–QXC–D3.0–0	TCC–212FL–S012–04P–QXC–D3.0–0
	5	TCC–212ML–S012–04P–QXC–D5.0–0	TCC–212FL–S012–04P–QXC–D5.0–0

芯线颜色和顺序

	Pin 位	
Pin1	1.Black1 黑 1	1.Black1 黑 1
Pin2	2.–	2.Black2 黑 2
Pin3	3.Black3 黑 3	3.Black3 黑 3
Pin4	PE Yellow/Green 黄 / 绿	PE Yellow/Green 黄 / 绿

M12 – 面板式 焊接式 前锁安装 焊电子线 – T coding
M12 Panel Mount Recptacle, Front Mounting, Welded Electronic – T coding

M12 – 面板式
建议开孔尺寸
M12 Panel Mounting Panel Cut

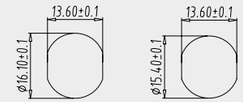

M16X1.5 面板开孔
M16X1.5 Panel cut

PG9 面板开孔
PG9 Panel cut

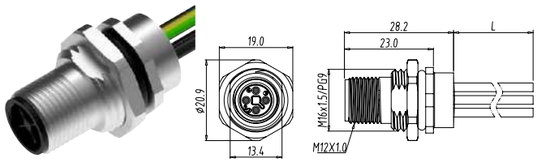

公头 Male

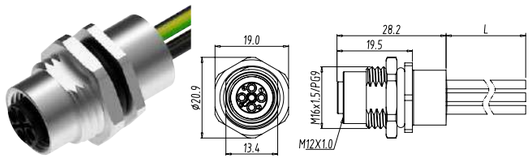

母头 Female

芯数 Numer of Pin	2	3	4
认证			
Pin 分布图（公头）			
Pin 分布图（母头）			
接触阻抗 Contact impedance	≤ 5mΩ		
绝缘阻抗 Insulation resistance	≥ 100MΩ		
插拔次数 Numberof plugand unplug cycles	≥ 100		
环境温度 Ambient temperature	–25℃ –80℃		
防护等级 Ingress protection	IP67		
胶芯材质 Rubber core material	PA		
端子材料 Terminal material	铜镀金 Gold–plated Beryllium Copper		
是否屏蔽 Shielding	非屏蔽 Unshielded		
执行标准 Enforce the standard	IEC61076–2–111		
额定电压 Rated voltage	63V		
额定电流 rated current	12A		

产品料号

芯数 Numer of Pin	线缆长度 length（M）	公头	母头
		PVC	PVC
2	1	TCC–212ML–T012–02P–QXC–D1.0–0	TCC–212FL–T012–02P–QXC–D1.0–0
	3	TCC–212ML–T012–02P–QXC–D3.0–0	TCC–212FL–T012–02P–QXC–D3.0–0
	5	TCC–212ML–T012–02P–QXC–D5.0–0	TCC–212FL–T012–02P–QXC–D5.0–0
3	1	TCC–212ML–T012–03P–QXC–D1.0–0	TCC–212FL–T012–03P–QXC–D1.0–0
	3	TCC–212ML–T012–03P–QXC–D3.0–0	TCC–212FL–T012–03P–QXC–D3.0–0
	5	TCC–212ML–T012–03P–QXC–D5.0–0	TCC–212FL–T012–03P–QXC–D5.0–0
4	1	TCC–212ML–T012–04P–QXC–D1.0–0	TCC–212FL–T012–04P–QXC–D1.0–0
	3	TCC–212ML–T012–04P–QXC–D3.0–0	TCC–212FL–T012–04P–QXC–D3.0–0
	5	TCC–212ML–T012–04P–QXC–D5.0–0	TCC–212FL–T012–04P–QXC–D5.0–0

芯线颜色和顺序

	Pin 位		
Pin1	1.Brown 棕	1.Brown 棕	1.Brown 棕
Pin2	2.–	2.–	2.White 白
Pin3	3.Blue 蓝	3.Blue 蓝	3.Blue 蓝
Pin4	4.–	4.Black 黑	4.Black 黑

M12 – 面板式 焊接式 前锁安装 焊电子线 – K coding
M12 Panel Mount Recptacle, Front Mounting, Welded Electronic – K coding

M12 – 面板式
建议开孔尺寸
M12 Panel Mounting Panel Cut

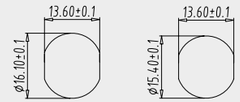

M16X1.5 面板开孔
M16X1.5 Panel cut

PG9 面板开孔
PG9 Panel cut

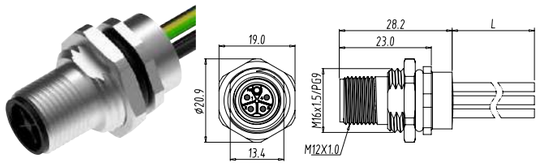

公头 Male

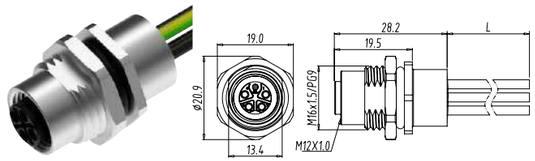

母头 Female

芯数 Numer of Pin	3(2+PE)	4(3+PE)	5(4+PE)
认证			
Pin 分布图（公头）			
Pin 分布图（母头）			
接触阻抗 Contact impedance	≤ 5mΩ		
绝缘阻抗 Insulation resistance	≥ 100MΩ		
插拔次数 Numberof plugand unplug cycles	≥ 100		
环境温度 Ambient temperature	–25℃ –80℃		
防护等级 Ingress protection	IP67		
胶芯材质 Rubber core material	PA		
端子材料 Terminal material	铜镀金 Gold–plated Beryllium Copper		
是否屏蔽 Shielding	非屏蔽 Unshielded		
执行标准 Enforce the standard	IEC61076–2–111		
额定电压 Rated voltage	630V		
额定电流 rated current	12A		

产品料号

芯数 Numer of Pin	线缆长度 length（M）	公头	母头
		PVC	PVC
3	1	TCC–212ML–K012–03P–QXC–D1.0–0	TCC–212FL–K012–03P–QXC–D1.0–0
	3	TCC–212ML–K012–03P–QXC–D3.0–0	TCC–212FL–K012–03P–QXC–D3.0–0
	5	TCC–212ML–K012–03P–QXC–D5.0–0	TCC–212FL–K012–03P–QXC–D5.0–0
4	1	TCC–212ML–K012–04P–QXC–D1.0–0	TCC–212FL–K012–04P–QXC–D1.0–0
	3	TCC–212ML–K012–04P–QXC–D3.0–0	TCC–212FL–K012–04P–QXC–D3.0–0
	5	TCC–212ML–K012–04P–QXC–D5.0–0	TCC–212FL–K012–04P–QXC–D5.0–0
5	1	TCC–212ML–K012–05P–QXC–D1.0–0	TCC–212FL–K012–05P–QXC–D1.0–0
	3	TCC–212ML–K012–05P–QXC–D3.0–0	TCC–212FL–K012–05P–QXC–D3.0–0
	5	TCC–212ML–K012–05P–QXC–D5.0–0	TCC–212FL–K012–05P–QXC–D5.0–0

芯线颜色和顺序

	Pin 位		
Pin1	1.–	1.Black1 黑 1	1.Black1 黑 1
Pin2	2.Black2 黑 2	2.Black2 黑 2	2.Black2 黑 2
Pin3	3.Black3 黑 3	3.Black3 黑 3	3.Black3 黑 3
Pin4	4.–	4.–	4.Black4 黑 4
Pin5	PE Yellow/Green 黄 / 绿	PE Yellow/Green 黄 / 绿	PE Yellow/Green 黄 / 绿

M12 – 面板式 焊接式 前锁安装 焊电子线 – L coding
M12 Panel Mount Recptacle, Front Mounting, Welded Electronic – L coding

M12 – 面板式
建议开孔尺寸
M12 Panel Mounting Panel Cut

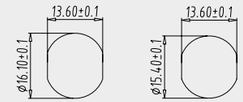

M16X1.5 面板开孔
M16X1.5 Panel cut

PG9 面板开孔
PG9 Panel cut

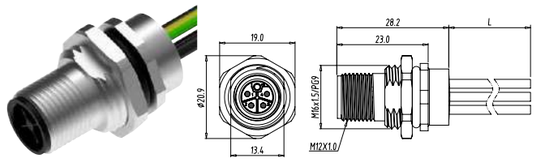

公头 Male

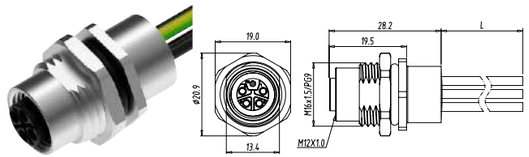

母头 Female

芯数 Numer of Pin	3(2+PE)	4(3+PE)	5(4+PE)
认证			
Pin 分布图（公头）			
Pin 分布图（母头）			
接触阻抗 Contact impedance	≤ 5mΩ		
绝缘阻抗 Insulation resistance	≥ 100MΩ		
插拔次数 Numberof plugand unplug cycles	≥ 100		
环境温度 Ambient temperature	–25℃ –80℃		
防护等级 Ingress protection	IP67		
胶芯材质 Rubber core material	PA		
端子材料 Terminal material	铜镀金 Gold–plated Beryllium Copper		
是否屏蔽 Shielding	非屏蔽 Unshielded		
执行标准 Enforce the standard	IEC61076–2–111		
额定电压 Rated voltage	63V		
额定电流 rated current	16A		

产品料号

芯数 Numer of Pin	线缆长度 length（M）	公头	母头
		PVC	PVC
3	1	TCC–212ML–L012–03P–QXC–D1.0–0	TCC–212FL–L012–03P–QXC–D1.0–0
	3	TCC–212ML–L012–03P–QXC–D3.0–0	TCC–212FL–L012–03P–QXC–D3.0–0
	5	TCC–212ML–L012–03P–QXC–D5.0–0	TCC–212FL–L012–03P–QXC–D5.0–0
4	1	TCC–212ML–L012–04P–QXC–D1.0–0	TCC–212FL–L012–04P–QXC–D1.0–0
	3	TCC–212ML–L012–04P–QXC–D3.0–0	TCC–212FL–L012–04P–QXC–D3.0–0
	5	TCC–212ML–L012–04P–QXC–D5.0–0	TCC–212FL–L012–04P–QXC–D5.0–0
5	1	TCC–212ML–L012–05P–QXC–D1.0–0	TCC–212FL–L012–05P–QXC–D1.0–0
	3	TCC–212ML–L012–05P–QXC–D3.0–0	TCC–212FL–L012–05P–QXC–D3.0–0
	5	TCC–212ML–L012–05P–QXC–D5.0–0	TCC–212FL–L012–05P–QXC–D5.0–0

芯线颜色和顺序

	Pin 位		
Pin1	1.–	1.Brown 棕	1.Brown 棕
Pin2	2.White 白	2.White 白	2.White 白
Pin3	3.Blue 蓝	3.Blue 蓝	3.Blue 蓝
Pin4	4.–	4.–	4.Black 黑
Pin5	FE Pink 粉	FE Pink 粉	FE Pink 粉

M12 – 面板式 焊接式 前锁安装 焊电子线 – M coding
M12 Panel Mount Recptacle，Front Mounting ,Welded Electronic – M coding

M12 – 面板式
建议开孔尺寸
M12 Panel Mounting Panel Cut

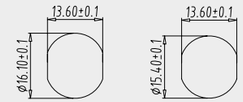

M16X1.5 面板开孔
M16X1.5 Panel cut

PG9 面板开孔
PG9 Panel cut

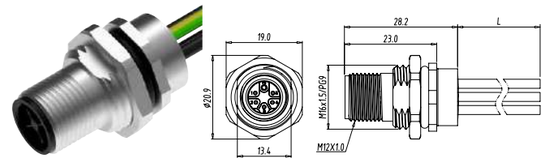

公头 Male

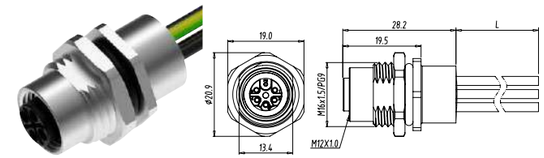

母头 Female

芯数 Numer of Pin	3	4	5	6
认证				
Pin 分布图（公头）				
Pin 分布图（母头）				
接触阻抗 Contact impedance	≤ 5mΩ			
绝缘阻抗 Insulation resistance	≥ 100MΩ			
插拔次数 Numberof plugand unplug cycles	≥ 100			
环境温度 Ambient temperature	–25℃ –80℃			
防护等级 Ingress protection	IP67			
胶芯材质 Rubber core material	PA			
端子材料 Terminal material	铜镀金 Gold–plated Beryllium Copper			
是否屏蔽 Shielding	非屏蔽 Unshielded			
执行标准 Enforce the standard	IEC61076–2–111			
额定电压 Rated voltage	630V			
额定电流 rated current	8A			

产品料号

芯数 Numer of Pin	线缆长度 length（M）	公头	母头
		PVC	PVC
3	1	TCC–212ML–M012–03P–QXC–D1.0–0	TCC–212FL–M012–03P–QXC–D1.0–0
	3	TCC–212ML–M012–03P–QXC–D3.0–0	TCC–212FL–M012–03P–QXC–D3.0–0
	5	TCC–212ML–M012–03P–QXC–D5.0–0	TCC–212FL–M012–03P–QXC–D5.0–0
4	1	TCC–212ML–M012–04P–QXC–D1.0–0	TCC–212FL–M012–04P–QXC–D1.0–0
	3	TCC–212ML–M012–04P–QXC–D3.0–0	TCC–212FL–M012–04P–QXC–D3.0–0
	5	TCC–212ML–M012–04P–QXC–D5.0–0	TCC–212FL–M012–04P–QXC–D5.0–0
5	1	TCC–212ML–M012–05P–QXC–D1.0–0	TCC–212FL–M012–05P–QXC–D1.0–0
	3	TCC–212ML–M012–05P–QXC–D3.0–0	TCC–212FL–M012–05P–QXC–D3.0–0
	5	TCC–212ML–M012–05P–QXC–D5.0–0	TCC–212FL–M012–05P–QXC–D5.0–0
6	1	TCC–212ML–M012–06P–QXC–D1.0–0	TCC–212FL–M012–06P–QXC–D1.0–0
	3	TCC–212ML–M012–06P–QXC–D3.0–0	TCC–212FL–M012–06P–QXC–D3.0–0
	5	TCC–212ML–M012–06P–QXC–D5.0–0	TCC–212FL–M012–06P–QXC–D5.0–0

芯线颜色和顺序

	Pin 位			
Pin1	1.–	1.Black1 黑 1	1.Black1 黑 1	1.Black1 黑 1
Pin2	2.Black2 黑 2	2.–	2.Black1 黑 2	2.Black1 黑 2
Pin3	3.–	3.Black1 黑 3	3.–	3.Black3 黑 3
Pin4	4.Black4 黑 4	4.Black1 黑 4	4.Black1 黑 4	4.Black1 黑 4
Pin5	PE Yellow/Green 黄 / 绿	PE Yellow/Green 黄 / 绿	5.Black1 黑 5	5.Black1 黑 5
Pin6			PE Yellow/Green 黄 / 绿	PE Yellow/Green 黄 / 绿

M12 – 面板式 焊接式 前锁安装 屏蔽线缆 – A coding
M12 Panel Mount Recptacle, Front Mounting, Shielding Wire – A coding

M12 – 面板式
建议开孔尺寸
M12 Panel Mounting Panel Cut

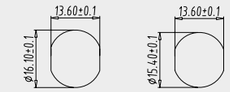

M16X1.5 面板开孔
M16X1.5 Panel cut

PG9 面板开孔
PG9 Panel cut

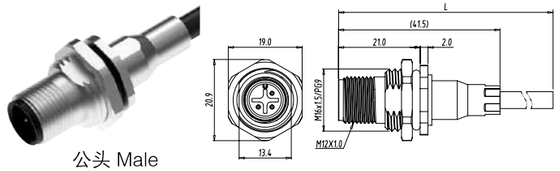

公头 Male

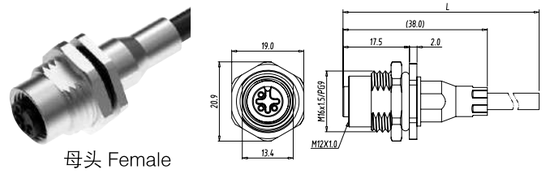

母头 Female

芯数 Numer of Pin	3	4	5	6	8	10	12	17
认证								
Pin 分布图（公头）		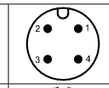	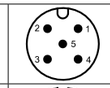	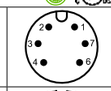	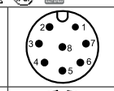	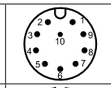	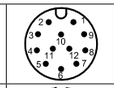	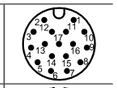
Pin 分布图（母头）		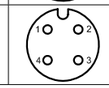	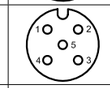	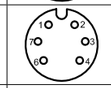	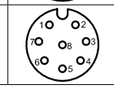	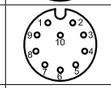	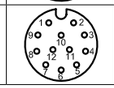	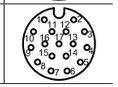
额定电压 Rated voltage	250V		60V	30V		30V		
额定电流 rated current	4A		4A	2A		1.5A		

接触阻抗 Contact impedance	≤ 5mΩ	胶芯材质 Rubber core material	PA
绝缘阻抗 Insulation resistance	≥ 100MΩ	端子材料 Terminal material	铜镀金 Gold–plated Beryllium Copper
插拔次数 Numberof plugand unplug cycles	≥ 100	是否屏蔽 Shielding	屏蔽 Shielded
环境温度 Ambient temperature	–25℃ –80℃	执行标准 Enforce the standard	IEC61076–2–101
防护等级 Ingress protection	IP67		

产品料号

芯数 Numer of Pin	线缆长度 length（M）	公头 PVC	公头 PUR	母头 PVC	母头 PUR
3	1	TCC–212ML–AH012–03P–QXS–C1.0–00	TCC–212ML–AH012–03P–QXS–R1.0–00	TCC–212FL–AH012–03P–QXS–C1.0–00	TCC–212FL–AH012–03P–QXS–R1.0–00
	3	TCC–212ML–AH012–03P–QXS–C3.0–00	TCC–212ML–AH012–03P–QXS–R3.0–00	TCC–212FL–AH012–03P–QXS–C3.0–00	TCC–212FL–AH012–03P–QXS–R3.0–00
	5	TCC–212ML–AH012–03P–QXS–C5.0–00	TCC–212ML–AH012–03P–QXS–R5.0–00	TCC–212FL–AH012–03P–QXS–C5.0–00	TCC–212FL–AH012–03P–QXS–R5.0–00
4	1	TCC–212ML–AH012–04P–QXS–C1.0–00	TCC–212ML–AH012–04P–QXS–R1.0–00	TCC–212FL–AH012–04P–QXS–C1.0–00	TCC–212FL–AH012–04P–QXS–R1.0–00
	3	TCC–212ML–AH012–04P–QXS–C3.0–00	TCC–212ML–AH012–04P–QXS–R3.0–00	TCC–212FL–AH012–04P–QXS–C3.0–00	TCC–212FL–AH012–04P–QXS–R3.0–00
	5	TCC–212ML–AH012–04P–QXS–C5.0–00	TCC–212ML–AH012–04P–QXS–R5.0–00	TCC–212FL–AH012–04P–QXS–C5.0–00	TCC–212FL–AH012–04P–QXS–R5.0–00
5	1	TCC–212ML–AH012–05P–QXS–C1.0–00	TCC–212ML–AH012–05P–QXS–R1.0–00	TCC–212FL–AH012–05P–QXS–C1.0–00	TCC–212FL–AH012–05P–QXS–R1.0–00
	3	TCC–212ML–AH012–05P–QXS–C3.0–00	TCC–212ML–AH012–05P–QXS–R3.0–00	TCC–212FL–AH012–05P–QXS–C3.0–00	TCC–212FL–AH012–05P–QXS–R3.0–00
	5	TCC–212ML–AH012–05P–QXS–C5.0–00	TCC–212ML–AH012–05P–QXS–R5.0–00	TCC–212FL–AH012–05P–QXS–C5.0–00	TCC–212FL–AH012–05P–QXS–R5.0–00
6	1	TCC–212ML–AH012–06P–QXS–C1.0–00	TCC–212ML–AH012–06P–QXS–R1.0–00	TCC–212FL–AH012–06P–QXS–C1.0–00	TCC–212FL–AH012–06P–QXS–R1.0–00
	3	TCC–212ML–AH012–06P–QXS–C3.0–00	TCC–212ML–AH012–06P–QXS–R3.0–00	TCC–212FL–AH012–06P–QXS–C3.0–00	TCC–212FL–AH012–06P–QXS–R3.0–00
	5	TCC–212ML–AH012–06P–QXS–C5.0–00	TCC–212ML–AH012–06P–QXS–R5.0–00	TCC–212FL–AH012–06P–QXS–C5.0–00	TCC–212FL–AH012–06P–QXS–R5.0–00
8	1	TCC–212ML–AH012–08P–QXS–C1.0–00	TCC–212ML–AH012–08P–QXS–R1.0–00	TCC–212FL–AH012–08P–QXS–C1.0–00	TCC–212FL–AH012–08P–QXS–R1.0–00
	3	TCC–212ML–AH012–08P–QXS–C3.0–00	TCC–212ML–AH012–08P–QXS–R3.0–00	TCC–212FL–AH012–08P–QXS–C3.0–00	TCC–212FL–AH012–08P–QXS–R3.0–00
	5	TCC–212ML–AH012–08P–QXS–C5.0–00	TCC–212ML–AH012–08P–QXS–R5.0–00	TCC–212FL–AH012–08P–QXS–C5.0–00	TCC–212FL–AH012–08P–QXS–R5.0–00
10	1	TCC–212ML–AH012–10P–QXS–C1.0–00	TCC–212ML–AH012–10P–QXS–R1.0–00	TCC–212FL–AH012–10P–QXS–C1.0–00	TCC–212FL–AH012–10P–QXS–R1.0–00
	3	TCC–212ML–AH012–10P–QXS–C3.0–00	TCC–212ML–AH012–10P–QXS–R3.0–00	TCC–212FL–AH012–10P–QXS–C3.0–00	TCC–212FL–AH012–10P–QXS–R3.0–00
	5	TCC–212ML–AH012–10P–QXS–C5.0–00	TCC–212ML–AH012–10P–QXS–R5.0–00	TCC–212FL–AH012–10P–QXS–C5.0–00	TCC–212FL–AH012–10P–QXS–R5.0–00
12	1	TCC–212ML–AH012–12P–QXS–C1.0–00	TCC–212ML–AH012–12P–QXS–R1.0–00	TCC–212FL–AH012–12P–QXS–C1.0–00	TCC–212FL–AH012–12P–QXS–R1.0–00
	3	TCC–212ML–AH012–12P–QXS–C3.0–00	TCC–212ML–AH012–12P–QXS–R3.0–00	TCC–212FL–AH012–12P–QXS–C3.0–00	TCC–212FL–AH012–12P–QXS–R3.0–00
	5	TCC–212ML–AH012–12P–QXS–C5.0–00	TCC–212ML–AH012–12P–QXS–R5.0–00	TCC–212FL–AH012–12P–QXS–C5.0–00	TCC–212FL–AH012–12P–QXS–R5.0–00
17	1	TCC–212ML–AH012–17P–QXS–C1.0–00	TCC–212ML–AH012–17P–QXS–R1.0–00	TCC–212FL–AH012–17P–QXS–C1.0–00	TCC–212FL–AH012–17P–QXS–R1.0–00
	3	TCC–212ML–AH012–17P–QXS–C3.0–00	TCC–212ML–AH012–17P–QXS–R3.0–00	TCC–212FL–AH012–17P–QXS–C3.0–00	TCC–212FL–AH012–17P–QXS–R3.0–00
	5	TCC–212ML–AH012–17P–QXS–C5.0–00	TCC–212ML–AH012–17P–QXS–R5.0–00	TCC–212FL–AH012–17P–QXS–C5.0–00	TCC–212FL–AH012–17P–QXS–R5.0–00

芯线颜色和顺序

	Pin 位							
Pin1	1.Brown 棕	1.Brown 棕	1.Brown 棕	1.White 白	1.White 白	1.Brown 棕	1.Brown 棕	1.Brown 棕
Pin2	2.–	2.White 白	2.White 白	2.Brown 棕	2.Brown 棕	2.Blue 蓝	2.Blue 蓝	2.Blue 蓝
Pin3	3.Blue 蓝	3.Blue 蓝	3.Blue 蓝	3.Green 绿	3.Green 绿	3.White 白	3.White 白	3.White 白
Pin4	4.Black 黑	4.Black 黑	4.Black 黑	4.Yellow 黄	4.Yellow 黄	4.Green 绿	4.Green 绿	4.Green 绿
Pin5			5.Gray 灰	5.–	5.Gray 灰	5.Pink 粉	5.Pink 粉	5.Pink 粉
Pin6				6.Pink 粉	6.Pink 粉	6.Yellow 黄	6.Yellow 黄	6.Yellow 黄
Pin7				7.Blue 蓝	7.Blue 蓝	7.Black 黑	7.Black 黑	7.Black 黑
Pin8				8.–	8.Red 红	8.Grey 灰	8.Grey 灰	8.Grey 灰
Pin9						9.Red 红	9.Red 红	9.Red 红
Pin10						10.Violet 紫	10.Violet 紫	10.Violet 紫
Pin11							11.Grey/Pink 灰 / 粉	11.Grey/Pink 灰 / 粉
Pin12							12.Red/Blue 红 / 蓝	12.Red/Blue 红 / 蓝
Pin13								13.White/Green 白 / 绿
Pin14								14.Brown/Green 棕 / 绿
Pin15								15.White/Yellow 白 / 黄
								16.Yellow/Brown 黄 / 棕
								17.White/Grey 白 / 灰

M12 – 面板式 焊接式 前锁安装 屏蔽线缆 – B coding
M12 Panel Mount Recptacle, Front Mounting, Shielding Wire – B coding

M12 – 面板式
建议开孔尺寸
M12 Panel Mounting Panel Cut

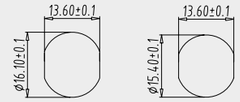

M16X1.5 面板开孔
M16X1.5 Panel cut

PG9 面板开孔
PG9 Panel cut

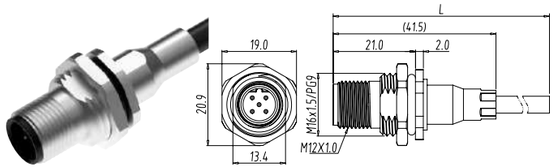

公头 Male

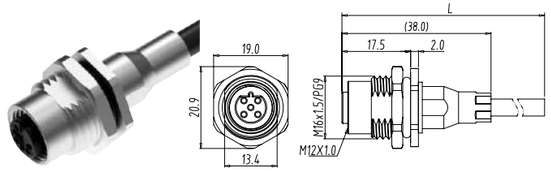

母头 Female

芯数 Numer of Pin	5
认证	
Pin 分布图（公头）	
Pin 分布图（母头）	
接触阻抗 Contact impedance	≤ 5mΩ
绝缘阻抗 Insulation resistance	≥ 100MΩ
插拔次数 Numberof plugand unplug cycles	≥ 100
环境温度 Ambient temperature	–25℃ –80℃
防护等级 Ingress protection	IP67
胶芯材质 Rubber core material	PA
端子材料 Terminal material	铜镀金 Gold–plated Beryllium Copper
是否屏蔽 Shielding	屏蔽 Shielded
执行标准 Enforce the standard	IEC61076–2–101
额定电压 Rated voltage	60V
额定电流 rated current	4A

产品料号

芯数 Numer of Pin	线缆长度 length（M）	公头 PVC	公头 PUR	母头 PVC	母头 PUR
5	1	TCC–212ML–BH012–05P–QXS–C1.0–00	TCC–212ML–BH012–05P–QXS–R1.0–00	TCC–212FL–BH012–05P–QXS–C1.0–00	TCC–212FL–BH012–05P–QXS–R1.0–00
	3	TCC–212ML–BH012–05P–QXS–C3.0–00	TCC–212ML–BH012–05P–QXS–R3.0–00	TCC–212FL–BH012–05P–QXS–C3.0–00	TCC–212FL–BH012–05P–QXS–R3.0–00
	5	TCC–212ML–BH012–05P–QXS–C5.0–00	TCC–212ML–BH012–05P–QXS–R5.0–00	TCC–212FL–BH012–05P–QXS–C5.0–00	TCC–212FL–BH012–05P–QXS–R5.0–00

芯线颜色和顺序

	Pin 位
Pin1	1.Brown 棕
Pin2	2.White 白
Pin3	3.Blue 蓝
Pin4	4.Black 黑
Pin5	5.Gray 灰

M12 – 面板式 焊接式 前锁安装 屏蔽线缆 – C coding
M12 Panel Mount Recptacle, Front Mounting, Shielding Wire – C coding

M12 – 面板式
建议开孔尺寸
M12 Panel Mounting Panel Cut

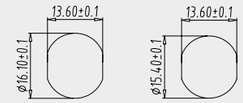

M16X1.5 面板开孔
M16X1.5 Panel cut

PG9 面板开孔
PG9 Panel cut

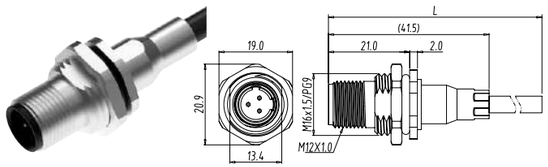

公头 Male

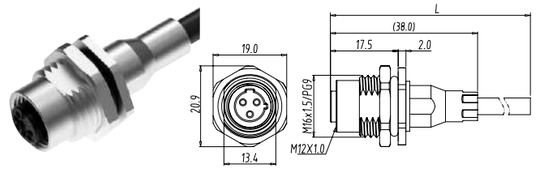

母头 Female

芯数 Numer of Pin	3	4	5	6
认证				
Pin 分布图（公头）				
Pin 分布图（母头）				
接触阻抗 Contact impedance	≤ 5mΩ			
绝缘阻抗 Insulation resistance	≥ 100MΩ			
插拔次数 Numberof plugand unplug cycles	≥ 100			
环境温度 Ambient temperature	–25℃ –80℃			
防护等级 Ingress protection	IP67			
胶芯材质 Rubber core material	PA			
端子材料 Terminal material	铜镀金 Gold–plated Beryllium Copper			
是否屏蔽 Shielding	屏蔽 Shielded			
执行标准 Enforce the standard	IEC61076–2–101			
额定电压 Rated voltage	250V		60V	30A
额定电流 rated current	4A		2A	2A

产品料号

芯数 Numer of Pin	线缆长度 length（M）	公头		母头	
		PVC	PUR	PVC	PUR
3	1	TCC–212ML–CH012–03P–QXS–C1.0–00	TCC–212ML–CH012–03P–QXS–R1.0–00	TCC–212FL–CH012–03P–QXS–C1.0–00	TCC–212FL–CH012–03P–QXS–R1.0–00
	3	TCC–212ML–CH012–03P–QXS–C3.0–00	TCC–212ML–CH012–03P–QXS–R3.0–00	TCC–212FL–CH012–03P–QXS–C3.0–00	TCC–212FL–CH012–03P–QXS–R3.0–00
	5	TCC–212ML–CH012–03P–QXS–C5.0–00	TCC–212ML–CH012–03P–QXS–R5.0–00	TCC–212FL–CH012–03P–QXS–C5.0–00	TCC–212FL–CH012–03P–QXS–R5.0–00
4	1	TCC–212ML–CH012–04P–QXS–C1.0–00	TCC–212ML–CH012–04P–QXS–R1.0–00	TCC–212FL–CH012–04P–QXS–C1.0–00	TCC–212FL–CH012–04P–QXS–R1.0–00
	3	TCC–212ML–CH012–04P–QXS–C3.0–00	TCC–212ML–CH012–04P–QXS–R3.0–00	TCC–212FL–CH012–04P–QXS–C3.0–00	TCC–212FL–CH012–04P–QXS–R3.0–00
	5	TCC–212ML–CH012–04P–QXS–C5.0–00	TCC–212ML–CH012–04P–QXS–R5.0–00	TCC–212FL–CH012–04P–QXS–C5.0–00	TCC–212FL–CH012–04P–QXS–R5.0–00
5	1	TCC–212ML–CH012–05P–QXS–C1.0–00	TCC–212ML–CH012–05P–QXS–R1.0–00	TCC–212FL–CH012–05P–QXS–C1.0–00	TCC–212FL–CH012–05P–QXS–R1.0–00
	3	TCC–212ML–CH012–05P–QXS–C3.0–00	TCC–212ML–CH012–05P–QXS–R3.0–00	TCC–212FL–CH012–05P–QXS–C3.0–00	TCC–212FL–CH012–05P–QXS–R3.0–00
	5	TCC–212ML–CH012–05P–QXS–C5.0–00	TCC–212ML–CH012–05P–QXS–R5.0–00	TCC–212FL–CH012–05P–QXS–C5.0–00	TCC–212FL–CH012–05P–QXS–R5.0–00
6	1	TCC–212ML–CH012–06P–QXS–C1.0–00	TCC–212ML–CH012–06P–QXS–R1.0–00	TCC–212FL–CH012–06P–QXS–C1.0–00	TCC–212FL–CH012–06P–QXS–R1.0–00
	3	TCC–212ML–CH012–06P–QXS–C3.0–00	TCC–212ML–CH012–06P–QXS–R3.0–00	TCC–212FL–CH012–06P–QXS–C3.0–00	TCC–212FL–CH012–06P–QXS–R3.0–00
	5	TCC–212ML–CH012–06P–QXS–C5.0–00	TCC–212ML–CH012–06P–QXS–R5.0–00	TCC–212FL–CH012–06P–QXS–C5.0–00	TCC–212FL–CH012–06P–QXS–R5.0–00

芯线颜色和顺序

	Pin 位			
Pin1	1.Brown 棕	1.Brown 棕	1.White 白	1.White 白
Pin2	2.–	2.White 白	2.Brown 棕	2.Brown 棕
Pin3	3.Blue 蓝	3.Blue 蓝	3.Green 绿	3.Green 绿
Pin4	4.Black 黑	4.Black 黑	4.Yellow 黄	4.Yellow 黄
Pin5			5.Gray 灰	5.Grey 灰
Pin6				6.Pink 粉

M12 – 面板式 焊接式 前锁安装 屏蔽线缆 – D coding
M12 Panel Mount Recptacle, Front Mounting, Shielding Wire – D coding

M12 – 面板式
建议开孔尺寸
M12 Panel Mounting Panel Cut

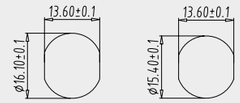

M16X1.5 面板开孔
M16X1.5 Panel cut

PG9 面板开孔
PG9 Panel cut

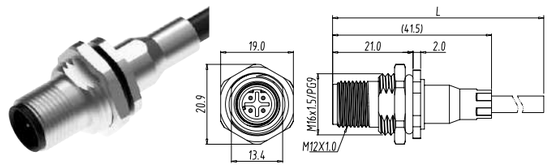

公头 Male

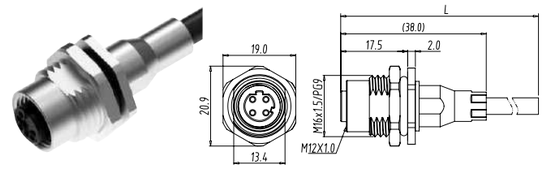

母头 Female

芯数 Numer of Pin	4
认证	
Pin 分布图（公头）	
Pin 分布图（母头）	
接触阻抗 Contact impedance	≤ 5mΩ
绝缘阻抗 Insulation resistance	≥ 100MΩ
插拔次数 Numberof plugand unplug cycles	≥ 100
环境温度 Ambient temperature	–25℃ –80℃
防护等级 Ingress protection	IP67
胶芯材质 Rubber core material	PA
端子材料 Terminal material	铜镀金 Gold–plated Beryllium Copper
是否屏蔽 Shielding	屏蔽 Shielded
执行标准 Enforce the standard	IEC61076–2–101
额定电压 Rated voltage	250V
额定电流 rated current	4A

产品料号

芯数 Numer of Pin	线缆长度 length（M）	公头		母头	
		PVC	PUR	PVC	PUR
4	1	TCC–212ML–DH012–04P–QXS–C1.0–00	TCC–212ML–DH012–04P–QXS–R1.0–00	TCC–212FL–DH012–04P–QXS–C1.0–00	TCC–212FL–DH012–04P–QXS–R1.0–00
	3	TCC–212ML–DH012–04P–QXS–C3.0–00	TCC–212ML–DH012–04P–QXS–R3.0–00	TCC–212FL–DH012–04P–QXS–C3.0–00	TCC–212FL–DH012–04P–QXS–R3.0–00
	5	TCC–212ML–DH012–04P–QXS–C5.0–00	TCC–212ML–DH012–04P–QXS–R5.0–00	TCC–212FL–DH012–04P–QXS–C5.0–00	TCC–212FL–DH012–04P–QXS–R5.0–00

芯线颜色和顺序

	Pin 位
Pin1	1.Yellow 黄
Pin2	2.White 白
Pin3	3.Orange 橙
Pin4	4.Blue 蓝

M12 – 面板式 焊接式 前锁安装 屏蔽线缆 – X coding
M12 Panel Mount Recptacle, Front Mounting, Shielding Wire – X coding

M12 – 面板式
建议开孔尺寸
M12 Panel Mounting Panel Cut

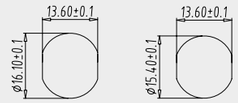

M16X1.5 面板开孔
M16X1.5 Panel cut

PG9 面板开孔
PG9 Panel cut

母头 Female

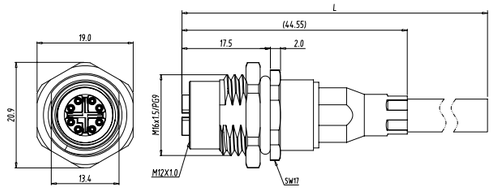

芯数 Numer of Pin	8
认证	
Pin 分布图（公头）	
Pin 分布图（母头）	
接触阻抗 Contact impedance	≤ 5mΩ
绝缘阻抗 Insulation resistance	≥ 100MΩ
插拔次数 Numberof plugand unplug cycles	≥ 100
环境温度 Ambient temperature	–25℃ –80℃
防护等级 Ingress protection	IP67
胶芯材质 Rubber core material	PA
端子材料 Terminal material	铜镀金 Gold–plated Beryllium Copper
是否屏蔽 Shielding	屏蔽 Shielded
执行标准 Enforce the standard	IEC 61076–2–109
额定电压 Rated voltage	60V
额定电流 rated current	0.5A

产品料号

芯数 Numer of Pin	线缆长度 length（M）	公头		母头	
		PVC	PUR	PVC	PUR
8	1	/	/	TCC–212FL–XH012–08P–QXC–C1.0–00	TCC–212FL–XH012–08P–QXC–R1.0–00
	3			TCC–212FL–XH012–08P–QXC–C3.0–00	TCC–212FL–XH012–08P–QXC–R3.0–00
	5			TCC–212FL–XH012–08P–QXC–C5.0–00	TCC–212FL–XH012–08P–QXC–R5.0–00

芯线颜色和顺序

	Pin 位
Pin1	1.White/Orange 白 / 橙
Pin2	2.Orange 橙
Pin3	3.White/Green 白 / 绿
Pin4	4.Green 绿
Pin5	5.White/Brown 白 / 棕
Pin6	6.Brown 棕
Pin7	7.White/Blue 白 / 蓝
Pin8	8.Blue 蓝

M12 – 母头面板式 压接式 前锁安装 屏蔽线缆 – Y coding
M12 Panel Mount Recptacle, Front Mounting, Shielded Line – Y coding

M12 – 面板式
建议开孔尺寸
M12 Panel Mounting Panel Cut

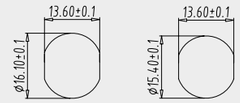

M16X1.5 面板开孔
M16X1.5 Panel cut

PG9 面板开孔
PG9 Panel cut

母头 Female

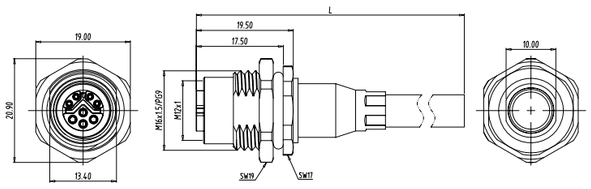

芯数 Numer of Pin	6	8
认证		
Pin 分布图（公头）	无	无
Pin 分布图（母头）		
接触阻抗 Contact impedance	≤ 5mΩ	
绝缘阻抗 Insulation resistance	≥ 100MΩ	
插拔次数 Numberof plugand unplug cycles	≥ 100	
环境温度 Ambient temperature	–25℃ – 80℃	
防护等级 Ingress protection	IP67	
胶芯材质 Rubber core material	PA	
端子材料 Terminal material	铜镀金 Gold–plated Beryllium Copper	
是否屏蔽 Shielding	屏蔽 Shielded	
执行标准 Enforce the standard	IEC 61076–2–113	
额定电压 Rated voltage	50V	
额定电流 rated current	12A(6P)/6A(8P)(电源 PIN),0.5A(数据 PIN)	

产品料号

芯数 Numer of Pin	线缆长度 length（M）	公头		母头	
		PVC	PUR	PVC	PUR
6	1			TCC–212FL–YH012–06P–QXC–C1.0–00	TCC–212FL–YH012–06P–QXC–R1.0–00
	3			TCC–212FL–YH012–06P–QXC–C3.0–00	TCC–212FL–YH012–06P–QXC–R3.0–00
	5			TCC–212FL–YH012–06P–QXC–C5.0–00	TCC–212FL–YH012–06P–QXC–R5.0–00
8	1			TCC–212FL–YH012–08P–QXC–C1.0–00	TCC–212FL–YH012–08P–QXC–R1.0–00
	3			TCC–212FL–YH012–08P–QXC–C3.0–00	TCC–212FL–YH012–08P–QXC–R3.0–00
	5			TCC–212FL–YH012–08P–QXC–C5.0–00	TCC–212FL–YH012–08P–QXC–R5.0–00

芯线颜色和顺序

	Pin 位	
Pin1	1.White/Orange	1.White/Orange
Pin2	2.Orange	2.Orange
Pin3	3.White/Green	3.White/Green
Pin4	4.Green	4.Green
Pin5	5.Red	5.White
Pin6	6.Black	6.Blue
Pin7		7.Brown
Pin8		8.Black

M12 – 面板式 焊接式 前锁安装 – A coding
M12 Panel Mount Recptacle, Front Mounting – A coding

M12 – 面板式
建议开孔尺寸
M12 Panel Mounting Panel Cut

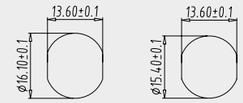

M16X1.5 面板开孔
M16X1.5 Panel cut

PG9 面板开孔
PG9 Panel cut

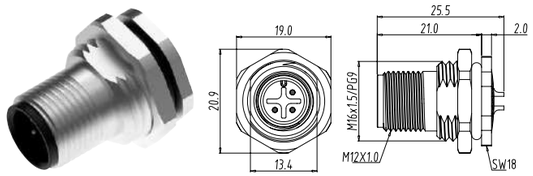

公头 Male

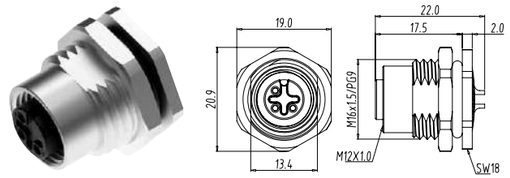

母头 Female

芯数 Numer of Pin	3	4	5	6	8	10	12	17
认证								
Pin 分布图（公头）		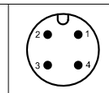		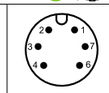				
Pin 分布图（母头）		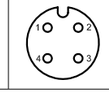		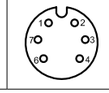				
接触阻抗 Contact impedance	≤ 5mΩ							
绝缘阻抗 Insulation resistance	≥ 100MΩ							
插拔次数 Numberof plugand unplug cycles	≥ 100							
环境温度 Ambient temperature	–25℃ –80℃							
防护等级 Ingress protection	IP67							
胶芯材质 Rubber core material	PA							
端子材料 Terminal material	铜镀金 Gold–plated Beryllium Copper							
是否屏蔽 Shielding	非屏蔽 Unshielded							
执行标准 Enforce the standard	IEC61076–2–101							
额定电压 Rated voltage	250V		60V	30V		30V		
额定电流 rated current	4A		4A	2A		1.5A		

产品料号

芯数 Numer of Pin	线缆长度 length（M）	公头	母头
		无线缆 CableLess	无线缆 CableLess
3		TCC–212ML–A012–03P–QXS–0	TCC–212FL–A012–03P–QXS–0
4		TCC–212ML–A012–04P–QXS–0	TCC–212FL–A012–04P–QXS–0
5		TCC–212ML–A012–05P–QXS–0	TCC–212FL–A012–05P–QXS–0
6		TCC–212ML–A012–06P–QXS–0	TCC–212FL–A012–06P–QXS–0
8		TCC–212ML–A012–08P–QXS–0	TCC–212FL–A012–08P–QXS–0
10		TCC–212ML–A012–10P–QXS–0	TCC–212FL–A012–10P–QXS–0
12		TCC–212ML–A012–12P–QXS–0	TCC–212FL–A012–12P–QXS–0
17		TCC–212ML–A012–17P–QXS–0	TCC–212FL–A012–17P–QXS–0

M12 – 面板式 焊接式 前锁安装 – B coding
M12 Panel Mount Recptacle, Front Mounting – B coding

M12 – 面板式
建议开孔尺寸
M12 Panel Mounting Panel Cut

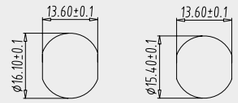

M16X1.5 面板开孔
M16X1.5 Panel cut

PG9 面板开孔
PG9 Panel cut

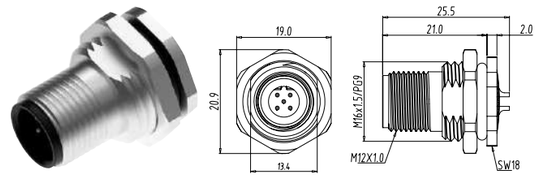

公头 Male

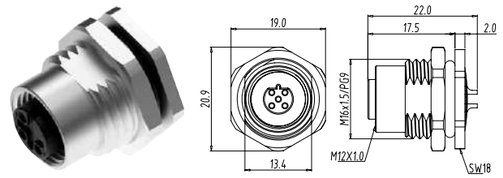

母头 Female

芯数 Numer of Pin	5
认证	
Pin 分布图（公头）	
Pin 分布图（母头）	
接触阻抗 Contact impedance	≤ 5mΩ
绝缘阻抗 Insulation resistance	≥ 100MΩ
插拔次数 Numberof plugand unplug cycles	≥ 100
环境温度 Ambient temperature	–25℃ –80℃
防护等级 Ingress protection	IP67
胶芯材质 Rubber core material	PA
端子材料 Terminal material	铜镀金 Gold–plated Beryllium Copper
是否屏蔽 Shielding	非屏蔽 Unshielded
执行标准 Enforce the standard	IEC61076–2–101
额定电压 Rated voltage	60V
额定电流 rated current	4A

产品料号

芯数 Numer of Pin	线缆长度 length（M）	公头	母头
		无线缆 CableLess	无线缆 CableLess
5		TCC–212ML–B012–05P–QXS–0	TCC–212FL–B012–05P–QXS–0

M12 – 面板式 焊接式 前锁安装 – C coding
M12 Panel Mount Recptacle, Front Mounting – C coding

M12 – 面板式
建议开孔尺寸
M12 Panel Mounting Panel Cut

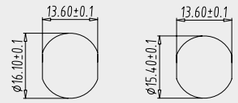

M16X1.5 面板开孔
M16X1.5 Panel cut

PG9 面板开孔
PG9 Panel cut

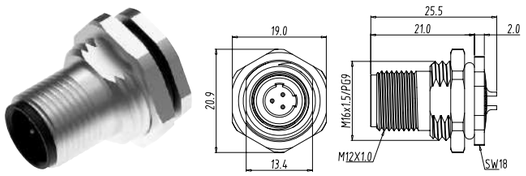

公头 Male

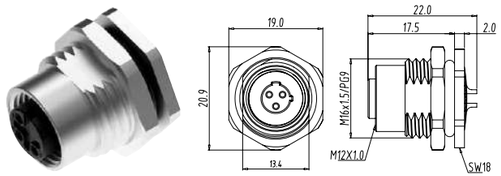

母头 Female

芯数 Numer of Pin	3	4	5	6
认证				
Pin 分布图（公头）				
Pin 分布图（母头）				
接触阻抗 Contact impedance	≤ 5mΩ			
绝缘阻抗 Insulation resistance	≥ 100MΩ			
插拔次数 Numberof plugand unplug cycles	≥ 100			
环境温度 Ambient temperature	–25℃ –80℃			
防护等级 Ingress protection	IP67			
胶芯材质 Rubber core material	PA			
端子材料 Terminal material	铜镀金 Gold–plated Beryllium Copper			
是否屏蔽 Shielding	非屏蔽 Unshielded			
执行标准 Enforce the standard	IEC61076–2–101			
额定电压 Rated voltage	250V		60V	30A
额定电流 rated current	4A		2A	2A

产品料号			
芯数 Numer of Pin	线缆长度 length（M）	公头	母头
		无线缆 CableLess	无线缆 CableLess
3		TCC–212ML–C012–03P–QXS–0	TCC–212FL–C012–03P–QXS–0
4		TCC–212ML–C012–04P–QXS–0	TCC–212FL–C012–04P–QXS–0
5		TCC–212ML–C012–05P–QXS–0	TCC–212FL–C012–05P–QXS–0
6		TCC–212ML–C012–06P–QXS–0	TCC–212FL–C012–06P–QXS–0

M12 – 面板式 焊接式 前锁安装 – D coding
M12 Panel Mount Recptacle, Front Mounting – D coding

M12 – 面板式
建议开孔尺寸
M12 Panel Mounting Panel Cut

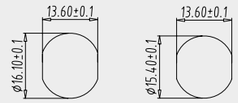

M16X1.5 面板开孔
M16X1.5 Panel cut

PG9 面板开孔
PG9 Panel cut

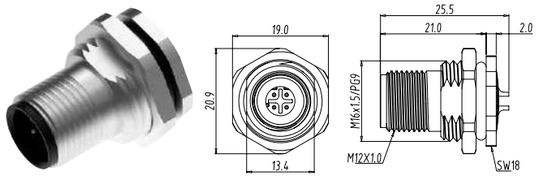

公头 Male

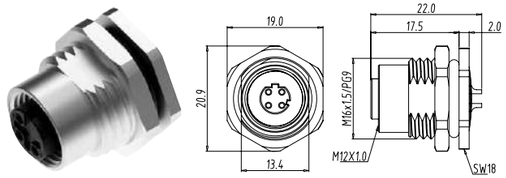

母头 Female

芯数 Numer of Pin	4
认证	
Pin 分布图（公头）	
Pin 分布图（母头）	
接触阻抗 Contact impedance	≤ 5mΩ
绝缘阻抗 Insulation resistance	≥ 100MΩ
插拔次数 Numberof plugand unplug cycles	≥ 100
环境温度 Ambient temperature	–25℃ –80℃
防护等级 Ingress protection	IP67
胶芯材质 Rubber core material	PA
端子材料 Terminal material	铜镀金 Gold–plated Beryllium Copper
是否屏蔽 Shielding	非屏蔽 Unshielded
执行标准 Enforce the standard	IEC61076–2–101
额定电压 Rated voltage	250V
额定电流 rated current	4A

产品料号			
芯数 Numer of Pin	线缆长度 length（M）	公头	母头
		无线缆 CableLess	无线缆 CableLess
4		TCC–212ML–D012–04P–QXS–0	TCC–212FL–D012–04P–QXS–0

M12 – 面板式 焊接式 后锁安装 焊电子线 – A coding
M12 Panel Mount Recptacle, Rear Mounting, Welded Electronic – A coding

M12 – 面板式
建议开孔尺寸
M12 Panel Mounting Panel Cut

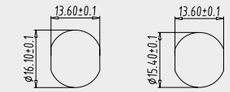

M16X1.5 面板开孔
M16X1.5 Panel cut

PG9 面板开孔
PG9 Panel cut

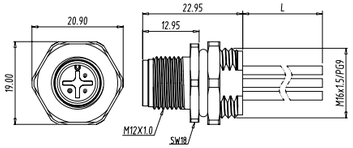

公头 Male

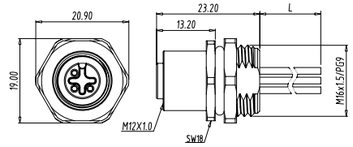

母头 Female

芯数 Numer of Pin	3	4	5	6	8	10	12	17
认证								
Pin 分布图（公头）		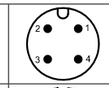	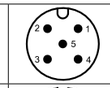	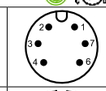	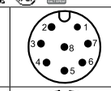	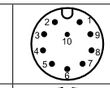	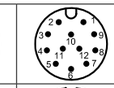	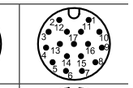
Pin 分布图（母头）		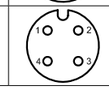	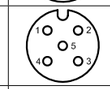	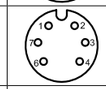	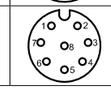	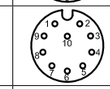	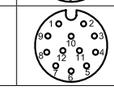	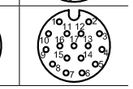
额定电压 Rated voltage	250V		60V	30V		30V		
额定电流 rated current	4A		4A	2A		1.5A		

接触阻抗 Contact impedance	≤ 5mΩ	胶芯材质 Rubber core material	PA
绝缘阻抗 Insulation resistance	≥ 100MΩ	端子材料 Terminal material	铜镀金 Gold-plated Beryllium Copper
插拔次数 Numberof plugand unplug cycles	≥ 100	是否屏蔽 Shielding	非屏蔽 Unshielded
环境温度 Ambient temperature	-25℃ -80℃	执行标准 Enforce the standard	IEC61076-2-101
防护等级 Ingress protection	IP67		

产品料号

芯数 Numer of Pin	线缆长度 length（M）	公头	母头
		PVC	PVC
3	1	TCC-212ML-A012-03P-HXS-D1.0-0	TCC-212FL-A012-03P-HXS-D1.0-0
	3	TCC-212ML-A012-03P-HXS-D3.0-0	TCC-212FL-A012-03P-HXS-D3.0-0
	5	TCC-212ML-A012-03P-HXS-D5.0-0	TCC-212FL-A012-03P-HXS-D5.0-0
4	1	TCC-212ML-A012-04P-HXS-D1.0-0	TCC-212FL-A012-04P-HXS-D1.0-0
	3	TCC-212ML-A012-04P-HXS-D3.0-0	TCC-212FL-A012-04P-HXS-D3.0-0
	5	TCC-212ML-A012-04P-HXS-D5.0-0	TCC-212FL-A012-04P-HXS-D5.0-0
5	1	TCC-212ML-A012-05P-HXS-D1.0-0	TCC-212FL-A012-05P-HXS-D1.0-0
	3	TCC-212ML-A012-05P-HXS-D3.0-0	TCC-212FL-A012-05P-HXS-D3.0-0
	5	TCC-212ML-A012-05P-HXS-D5.0-0	TCC-212FL-A012-05P-HXS-D5.0-0
6	1	TCC-212ML-A012-06P-HXS-D1.0-0	TCC-212FL-A012-06P-HXS-D1.0-0
	3	TCC-212ML-A012-06P-HXS-D3.0-0	TCC-212FL-A012-06P-HXS-D3.0-0
	5	TCC-212ML-A012-06P-HXS-D5.0-0	TCC-212FL-A012-06P-HXS-D5.0-0
8	1	TCC-212ML-A012-08P-HXS-D1.0-0	TCC-212FL-A012-08P-HXS-D1.0-0
	3	TCC-212ML-A012-08P-HXS-D3.0-0	TCC-212FL-A012-08P-HXS-D3.0-0
	5	TCC-212ML-A012-08P-HXS-D5.0-0	TCC-212FL-A012-08P-HXS-D5.0-0
10	1	TCC-212ML-A012-10P-HXS-D1.0-0	TCC-212FL-A012-10P-HXS-D1.0-0
	3	TCC-212ML-A012-10P-HXS-D3.0-0	TCC-212FL-A012-10P-HXS-D3.0-0
	5	TCC-212ML-A012-10P-HXS-D5.0-0	TCC-212FL-A012-10P-HXS-D5.0-0
12	1	TCC-212ML-A012-12P-HXS-D1.0-0	TCC-212FL-A012-12P-HXS-D1.0-0
	3	TCC-212ML-A012-12P-HXS-D3.0-0	TCC-212FL-A012-12P-HXS-D3.0-0
	5	TCC-212ML-A012-12P-HXS-D5.0-0	TCC-212FL-A012-12P-HXS-D5.0-0
17	1	TCC-212ML-A012-17P-HXS-D1.0-0	TCC-212FL-A012-17P-HXS-D1.0-0
	3	TCC-212ML-A012-17P-HXS-D3.0-0	TCC-212FL-A012-17P-HXS-D3.0-0
	5	TCC-212ML-A012-17P-HXS-D5.0-0	TCC-212FL-A012-17P-HXS-D5.0-0

芯线颜色和顺序

	Pin 位							
Pin1	1.Brown 棕	1.Brown 棕	1.Brown 棕	1.White 白	1.White 白	1.Brown 棕	1.Brown 棕	1.Brown 棕
Pin2	2.–	2.White 白	2.White 白	2.Brown 棕	2.Brown 棕	2.Blue 蓝	2.Blue 蓝	2.Blue 蓝
Pin3	3.Blue 蓝	3.Blue 蓝	3.Blue 蓝	3.Green 绿	3.Green 绿	3.White 白	3.White 白	3.White 白
Pin4	4.Black 黑	4.Black 黑	4.Black 黑	4.Yellow 黄	4.Yellow 黄	4.Green 绿	4.Green 绿	4.Green 绿
Pin5			5.Gray 灰	5.–	5.Gray 灰	5.Pink 粉	5.Pink 粉	5.Pink 粉
Pin6				6.Pink 粉	6.Pink 粉	6.Yellow 黄	6.Yellow 黄	6.Yellow 黄
Pin7				7.Blue 蓝	7.Blue 蓝	7.Black 黑	7.Black 黑	7.Black 黑
Pin8				8.–	8.Red 红	8.Grey 灰	8.Grey 灰	8.Grey 灰
Pin9						9.Red 红	9.Red 红	9.Red 红
Pin10						10.Violet 紫	10.Violet 紫	10.Violet 紫
Pin11							11.Grey/Pink 灰 / 粉	11.Grey/Pink 灰 / 粉
Pin12							12.Red/Blue 红 / 蓝	12.Red/Blue 红 / 蓝
Pin13								13.White/Green 白 / 绿
Pin14								14.Brown/Green 棕 / 绿
Pin15								15.White/Yellow 白 / 黄
								16.Yellow/Brown 黄 / 棕
								17.White/Grey 白 / 灰

M12 – 面板式 焊接式 后锁安装 焊电子线 – B coding
M12 Panel Mount Recptacle, Rear Mounting, Welded Electronic – B coding

M12 – 面板式
建议开孔尺寸
M12 Panel Mounting Panel Cut

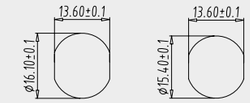

M16X1.5 面板开孔
M16X1.5 Panel cut

PG9 面板开孔
PG9 Panel cut

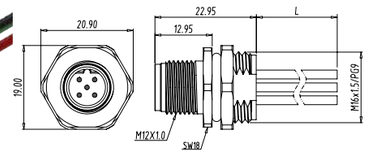

公头 Male

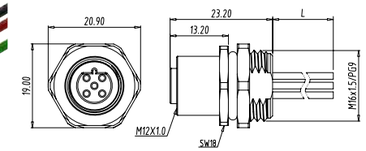

母头 Female

芯数 Numer of Pin	5
认证	
Pin 分布图（公头）	
Pin 分布图（母头）	
接触阻抗 Contact impedance	≤ 5mΩ
绝缘阻抗 Insulation resistance	≥ 100MΩ
插拔次数 Numberof plugand unplug cycles	≥ 100
环境温度 Ambient temperature	-25℃ -80℃
防护等级 Ingress protection	IP67
胶芯材质 Rubber core material	PA
端子材料 Terminal material	铜镀金 Gold-plated Beryllium Copper
是否屏蔽 Shielding	非屏蔽 Unshielded
执行标准 Enforce the standard	IEC61076-2-101
额定电压 Rated voltage	60V
额定电流 rated current	4A

产品料号

芯数 Numer of Pin	线缆长度 length（M）	公头	母头
		PVC	PVC
5	1	TCC-212ML-B012-05P-HXS-D1.0-0	TCC-212FL-B012-05P-HXS-D1.0-0
	3	TCC-212ML-B012-05P-HXS-D3.0-0	TCC-212FL-B012-05P-HXS-D3.0-0
	5	TCC-212ML-B012-05P-HXS-D5.0-0	TCC-212FL-B012-05P-HXS-D5.0-0

芯线颜色和顺序

	Pin 位
Pin1	1.Brown 棕
Pin2	2.White 白
Pin3	3.Blue 蓝
Pin4	4.Black 黑
Pin5	5.Gray 灰

M12 – 面板式 焊接式 后锁安装 焊电子线 – C coding
M12 Panel Mount Recptacle, Rear Mounting, Welded Electronic – C coding

M12 – 面板式
建议开孔尺寸
M12 Panel Mounting Panel Cut

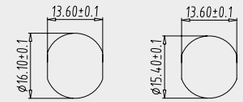

M16X1.5 面板开孔
M16X1.5 Panel cut

PG9 面板开孔
PG9 Panel cut

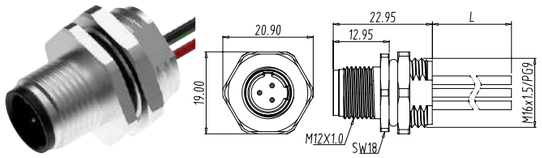

公头 Male

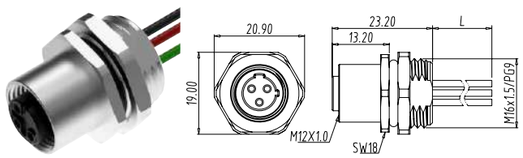

母头 Female

芯数 Numer of Pin	3	4	5	6
认证				
Pin 分布图（公头）				
Pin 分布图（母头）				
接触阻抗 Contact impedance	≤ 5mΩ			
绝缘阻抗 Insulation resistance	≥ 100MΩ			
插拔次数 Numberof plugand unplug cycles	≥ 100			
环境温度 Ambient temperature	-25℃ -80℃			
防护等级 Ingress protection	IP67			
胶芯材质 Rubber core material	PA			
端子材料 Terminal material	铜镀金 Gold-plated Beryllium Copper			
是否屏蔽 Shielding	非屏蔽 Unshielded			
执行标准 Enforce the standard	IEC61076-2-101			
额定电压 Rated voltage	250V		60V	30A
额定电流 rated current	4A		2A	2A

产品料号

芯数 Numer of Pin	线缆长度 length（M）	公头	母头
		PVC	PVC
3	1	TCC-212ML-C012-03P-HXS-D1.0-0	TCC-212FL-C012-03P-HXS-D1.0-0
	3	TCC-212ML-C012-03P-HXS-D3.0-0	TCC-212FL-C012-03P-HXS-D3.0-0
	5	TCC-212ML-C012-03P-HXS-D5.0-0	TCC-212FL-C012-03P-HXS-D5.0-0
4	1	TCC-212ML-C012-04P-HXS-D1.0-0	TCC-212FL-C012-04P-HXS-D1.0-0
	3	TCC-212ML-C012-04P-HXS-D3.0-0	TCC-212FL-C012-04P-HXS-D3.0-0
	5	TCC-212ML-C012-04P-HXS-D5.0-0	TCC-212FL-C012-04P-HXS-D5.0-0
5	1	TCC-212ML-C012-05P-HXS-D1.0-0	TCC-212FL-C012-05P-HXS-D1.0-0
	3	TCC-212ML-C012-05P-HXS-D3.0-0	TCC-212FL-C012-05P-HXS-D3.0-0
	5	TCC-212ML-C012-05P-HXS-D5.0-0	TCC-212FL-C012-05P-HXS-D5.0-0
6	1	TCC-212ML-C012-06P-HXS-D1.0-0	TCC-212FL-C012-06P-HXS-D1.0-0
	3	TCC-212ML-C012-06P-HXS-D3.0-0	TCC-212FL-C012-06P-HXS-D3.0-0
	5	TCC-212ML-C012-06P-HXS-D5.0-0	TCC-212FL-C012-06P-HXS-D5.0-0

芯线颜色和顺序

	Pin 位			
Pin1	1.Brown 棕	1.Brown 棕	1.White 白	1.White 白
Pin2	2.-	2.White 白	2.Brown 棕	2.Brown 棕
Pin3	3.Blue 蓝	3.Blue 蓝	3.Green 绿	3.Green 绿
Pin4	4.Black 黑	4.Black 黑	4.Yellow 黄	4.Yellow 黄
Pin5			5.Gray 灰	5.Grey 灰
Pin6				6.Pink 粉

M12 – 面板式 焊接式 后锁安装 焊电子线 – D coding
M12 Panel Mount Recptacle, Rear Mounting, Welded Electronic – D coding

M12 – 面板式
建议开孔尺寸
M12 Panel Mounting Panel Cut

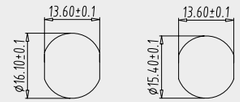

M16X1.5 面板开孔
M16X1.5 Panel cut

PG9 面板开孔
PG9 Panel cut

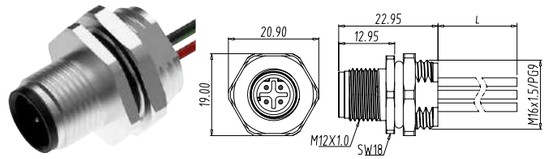

公头 Male

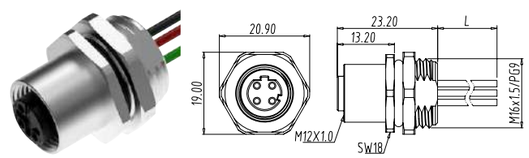

母头 Female

芯数 Numer of Pin	4
认证	
Pin 分布图（公头）	
Pin 分布图（母头）	
接触阻抗 Contact impedance	≤ 5mΩ
绝缘阻抗 Insulation resistance	≥ 100MΩ
插拔次数 Numberof plugand unplug cycles	≥ 100
环境温度 Ambient temperature	-25℃ -80℃
防护等级 Ingress protection	IP67
胶芯材质 Rubber core material	PA
端子材料 Terminal material	铜镀金 Gold-plated Beryllium Copper
是否屏蔽 Shielding	非屏蔽 Unshielded
执行标准 Enforce the standard	IEC61076-2-101
额定电压 Rated voltage	250V
额定电流 rated current	4A

产品料号

芯数 Numer of Pin	线缆长度 length（M）	公头	母头
		PVC	PVC
4	1	TCC-212ML-D012-04P-HXS-D1.0-0	TCC-212FL-D012-04P-HXS-D1.0-0
	3	TCC-212ML-D012-04P-HXS-D3.0-0	TCC-212FL-D012-04P-HXS-D3.0-0
	5	TCC-212ML-D012-04P-HXS-D5.0-0	TCC-212FL-D012-04P-HXS-D5.0-0

芯线颜色和顺序

	Pin 位
Pin1	1.Yellow 黄
Pin2	2.White 白
Pin3	3.Orange 橙
Pin4	4.Blue 蓝

M12 – 面板式 焊接式 后锁安装 焊电子线 – S coding
M12 Panel Mount Recptacle, Rear Mounting, Welded Electronic – S coding

M12 – 面板式
建议开孔尺寸
M12 Panel Mounting Panel Cut

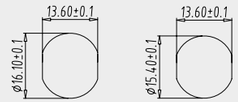

M16X1.5 面板开孔
M16X1.5 Panel cut

PG9 面板开孔
PG9 Panel cut

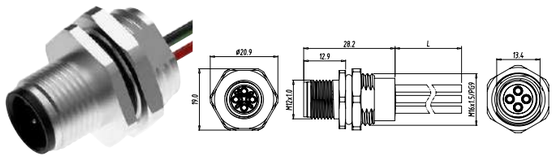

公头 Male

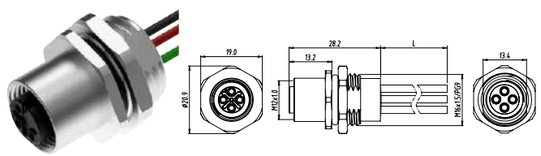

母头 Female

芯数 Numer of Pin	3(2+PE)	4(3+PE)
认证		
Pin 分布图（公头）		
Pin 分布图（母头）		
接触阻抗 Contact impedance	≤ 5mΩ	
绝缘阻抗 Insulation resistance	≥ 100MΩ	
插拔次数 Numberof plugand unplug cycles	≥ 100	
环境温度 Ambient temperature	-25℃ -80℃	
防护等级 Ingress protection	IP67	
胶芯材质 Rubber core material	PA	
端子材料 Terminal material	铜镀金 Gold-plated Beryllium Copper	
是否屏蔽 Shielding	非屏蔽 Unshielded	
执行标准 Enforce the standard	IEC 61076-2-111	
额定电压 Rated voltage	630V	
额定电流 rated current	12A	

产品料号

芯数 Numer of Pin	线缆长度 length（M）	公头 PVC	母头 PVC
3	1	TCC-212ML-S012-03P-HXC-D1.0-0	TCC-212FL-S012-03P-HXC-D1.0-0
	3	TCC-212ML-S012-03P-HXC-D3.0-0	TCC-212FL-S012-03P-HXC-D3.0-0
	5	TCC-212ML-S012-03P-HXC-D5.0-0	TCC-212FL-S012-03P-HXC-D5.0-0
4	1	TCC-212ML-S012-04P-HXC-D1.0-0	TCC-212FL-S012-04P-HXC-D1.0-0
	3	TCC-212ML-S012-04P-HXC-D3.0-0	TCC-212FL-S012-04P-HXC-D3.0-0
	5	TCC-212ML-S012-04P-HXC-D5.0-0	TCC-212FL-S012-04P-HXC-D5.0-0

芯线颜色和顺序

Pin 位		
Pin1	1.Black1 黑 1	1.Black1 黑 1
Pin2	2.-	2.Black2 黑 2
Pin3	3.Black3 黑 3	3.Black3 黑 3
Pin4	PE Yellow/Green 黄 / 绿	PE Yellow/Green 黄 / 绿

M12 – 面板式 焊接式 后锁安装 焊电子线 – T coding
M12 Panel Mount Recptacle, Rear Mounting, Welded Electronic – T coding

M12 – 面板式
建议开孔尺寸
M12 Panel Mounting Panel Cut

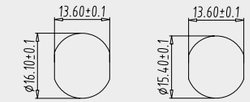

M16X1.5 面板开孔
M16X1.5 Panel cut

PG9 面板开孔
PG9 Panel cut

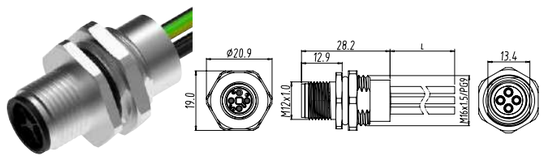

公头 Male

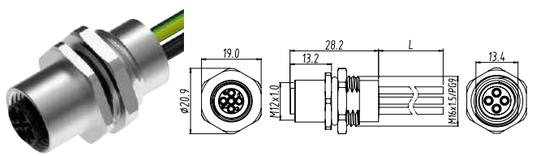

母头 Female

芯数 Numer of Pin	2	3	4
认证			
Pin 分布图（公头）			
Pin 分布图（母头）			
接触阻抗 Contact impedance	≤ 5mΩ		
绝缘阻抗 Insulation resistance	≥ 100MΩ		
插拔次数 Numberof plugand unplug cycles	≥ 100		
环境温度 Ambient temperature	-25℃ -80℃		
防护等级 Ingress protection	IP67		
胶芯材质 Rubber core material	PA		
端子材料 Terminal material	铜镀金 Gold-plated Beryllium Copper		
是否屏蔽 Shielding	非屏蔽 Unshielded		
执行标准 Enforce the standard	IEC 61076-2-111		
额定电压 Rated voltage	63V		
额定电流 rated current	12A		

产品料号

芯数 Numer of Pin	线缆长度 length（M）	公头 PVC	母头 PVC
2	1	TCC-212ML-T012-02P-HXC-D1.0-0	TCC-212FL-T012-02P-HXC-D1.0-0
	3	TCC-212ML-T012-02P-HXC-D3.0-0	TCC-212FL-T012-02P-HXC-D3.0-0
	5	TCC-212ML-T012-02P-HXC-D5.0-0	TCC-212FL-T012-02P-HXC-D5.0-0
3	1	TCC-212ML-T012-03P-HXC-D1.0-0	TCC-212FL-T012-03P-HXC-D1.0-0
	3	TCC-212ML-T012-03P-HXC-D3.0-0	TCC-212FL-T012-03P-HXC-D3.0-0
	5	TCC-212ML-T012-03P-HXC-D5.0-0	TCC-212FL-T012-03P-HXC-D5.0-0
4	1	TCC-212ML-T012-04P-HXC-D1.0-0	TCC-212FL-T012-04P-HXC-D1.0-0
	3	TCC-212ML-T012-04P-HXC-D3.0-0	TCC-212FL-T012-04P-HXC-D3.0-0
	5	TCC-212ML-T012-04P-HXC-D5.0-0	TCC-212FL-T012-04P-HXC-D5.0-0

芯线颜色和顺序

Pin 位			
Pin1	1.Brown 棕	1.Brown 棕	1.Brown 棕
Pin2	2.-	2.-	2.White 白
Pin3	3.Blue 蓝	3.Blue 蓝	3.Blue 蓝
Pin4	4.-	4.Black 黑	4.Black 黑

M12 – 面板式 焊接式 后锁安装 焊电子线 – K coding
M12 Panel Mount Recptacle, Rear Mounting, Welded Electronic – K coding

M12 – 面板式
建议开孔尺寸
M12 Panel Mounting Panel Cut

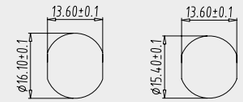

M16X1.5 面板开孔
M16X1.5 Panel cut

PG9 面板开孔
PG9 Panel cut

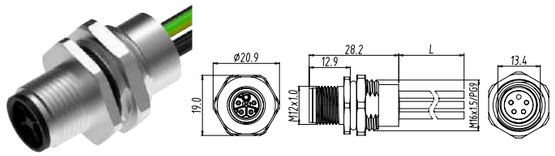

公头 Male

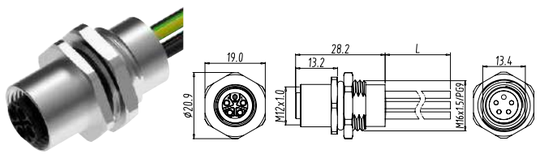

母头 Female

芯数 Numer of Pin	3(2+PE)	4(3+PE)	5(4+PE)
认证			
Pin 分布图（公头）			
Pin 分布图（母头）			
接触阻抗 Contact impedance	≤ 5mΩ		
绝缘阻抗 Insulation resistance	≥ 100MΩ		
插拔次数 Numberof plugand unplug cycles	≥ 100		
环境温度 Ambient temperature	–25℃ –80℃		
防护等级 Ingress protection	IP67		
胶芯材质 Rubber core material	PA		
端子材料 Terminal material	铜镀金 Gold–plated Beryllium Copper		
是否屏蔽 Shielding	非屏蔽 Unshielded		
执行标准 Enforce the standard	IEC 61076–2–111		
额定电压 Rated voltage	630V		
额定电流 rated current	12A		

产品料号

芯数 Numer of Pin	线缆长度 length（M）	公头	母头
		PVC	PVC
3	1	TCC–212ML–K012–03P–HXC–D1.0–0	TCC–212FL–K012–03P–HXC–D1.0–0
	3	TCC–212ML–K012–03P–HXC–D3.0–0	TCC–212FL–K012–03P–HXC–D3.0–0
	5	TCC–212ML–K012–03P–HXC–D5.0–0	TCC–212FL–K012–03P–HXC–D5.0–0
4	1	TCC–212ML–K012–04P–HXC–D1.0–0	TCC–212FL–K012–04P–HXC–D1.0–0
	3	TCC–212ML–K012–04P–HXC–D3.0–0	TCC–212FL–K012–04P–HXC–D3.0–0
	5	TCC–212ML–K012–04P–HXC–D5.0–0	TCC–212FL–K012–04P–HXC–D5.0–0
5	1	TCC–212ML–K012–05P–HXC–D1.0–0	TCC–212FL–K012–05P–HXC–D1.0–0
	3	TCC–212ML–K012–05P–HXC–D3.0–0	TCC–212FL–K012–05P–HXC–D3.0–0
	5	TCC–212ML–K012–05P–HXC–D5.0–0	TCC–212FL–K012–05P–HXC–D5.0–0

芯线颜色和顺序

	Pin 位		
Pin1	1.–	1.Black1 黑 1	1.Black1 黑 1
Pin2	2.Black2 黑 2	2.Black2 黑 2	2.Black2 黑 2
Pin3	3.Black3 黑 3	3.Black3 黑 3	3.Black3 黑 3
Pin4	4.–	4.–	4.Black4 黑 4
Pin5	PE Yellow/Green 黄 / 绿	PE Yellow/Green 黄 / 绿	PE Yellow/Green 黄 / 绿

M12 – 面板式 焊接式 后锁安装 焊电子线 – L coding
M12 Panel Mount Recptacle, Rear Mounting, Welded Electronic – L coding

M12 – 面板式
建议开孔尺寸
M12 Panel Mounting Panel Cut

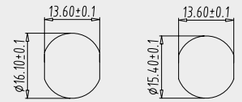

M16X1.5 面板开孔
M16X1.5 Panel cut

PG9 面板开孔
PG9 Panel cut

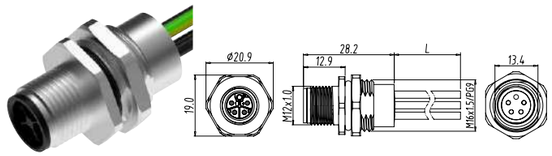

公头 Male

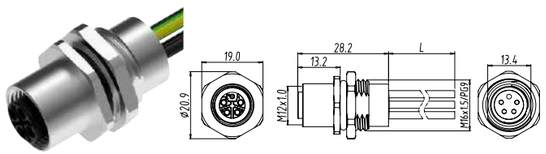

母头 Female

芯数 Numer of Pin	3(2+PE)	4(3+PE)	5(4+PE)
认证			
Pin 分布图（公头）			
Pin 分布图（母头）			
接触阻抗 Contact impedance	≤ 5mΩ		
绝缘阻抗 Insulation resistance	≥ 100MΩ		
插拔次数 Numberof plugand unplug cycles	≥ 100		
环境温度 Ambient temperature	–25℃ –80℃		
防护等级 Ingress protection	IP67		
胶芯材质 Rubber core material	PA		
端子材料 Terminal material	铜镀金 Gold–plated Beryllium Copper		
是否屏蔽 Shielding	非屏蔽 Unshielded		
执行标准 Enforce the standard	IEC 61076–2–111		
额定电压 Rated voltage	63V		
额定电流 rated current	16A		

产品料号

芯数 Numer of Pin	线缆长度 length（M）	公头	母头
		PVC	PVC
3	1	TCC–212ML–L012–03P–HXC–D1.0–0	TCC–212FL–L012–03P–HXC–D1.0–0
	3	TCC–212ML–L012–03P–HXC–D3.0–0	TCC–212FL–L012–03P–HXC–D3.0–0
	5	TCC–212ML–L012–03P–HXC–D5.0–0	TCC–212FL–L012–03P–HXC–D5.0–0
4	1	TCC–212ML–L012–04P–HXC–D1.0–0	TCC–212FL–L012–04P–HXC–D1.0–0
	3	TCC–212ML–L012–04P–HXC–D3.0–0	TCC–212FL–L012–04P–HXC–D3.0–0
	5	TCC–212ML–L012–04P–HXC–D5.0–0	TCC–212FL–L012–04P–HXC–D5.0–0
5	1	TCC–212ML–L012–05P–HXC–D1.0–0	TCC–212FL–L012–05P–HXC–D1.0–0
	3	TCC–212ML–L012–05P–HXC–D3.0–0	TCC–212FL–L012–05P–HXC–D3.0–0
	5	TCC–212ML–L012–05P–HXC–D5.0–0	TCC–212FL–L012–05P–HXC–D5.0–0

芯线颜色和顺序

	Pin 位		
Pin1	1.–	1.Brown 棕	1.Brown 棕
Pin2	2.White 白	2.White 白	2.White 白
Pin3	3.Blue 蓝	3.Blue 蓝	3.Blue 蓝
Pin4	4.–	4.–	4.Black 黑
Pin5	FE Pink 粉	FE Pink 粉	FE Pink 粉

M12 – 面板式 焊接式 后锁安装 焊电子线 – M coding
M12 Panel Mount Recptacle, Rear Mounting, Welded Electronic – M coding

M12 – 面板式
建议开孔尺寸
M12 Panel Mounting Panel Cut

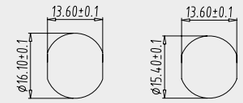

M16X1.5 面板开孔
M16X1.5 Panel cut

PG9 面板开孔
PG9 Panel cut

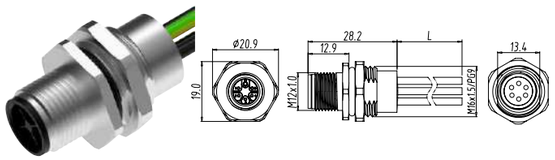

公头 Male

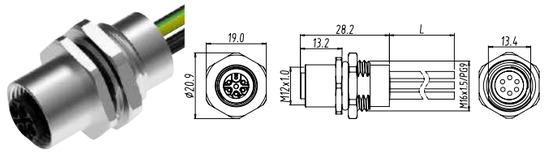

母头 Female

芯数 Numer of Pin	3	4	5	6
认证				
Pin 分布图（公头）				
Pin 分布图（母头）				
接触阻抗 Contact impedance	≤ 5mΩ			
绝缘阻抗 Insulation resistance	≥ 100MΩ			
插拔次数 Numberof plugand unplug cycles	≥ 100			
环境温度 Ambient temperature	-25℃ -80℃			
防护等级 Ingress protection	IP67			
胶芯材质 Rubber core material	PA			
端子材料 Terminal material	铜镀金 Gold-plated Beryllium Copper			
是否屏蔽 Shielding	非屏蔽 Unshielded			
执行标准 Enforce the standard	IEC 61076-2-111			
额定电压 Rated voltage	630V			
额定电流 rated current	8A			

产品料号

芯数 Numer of Pin	线缆长度 length（M）	公头 PVC	母头 PVC
3	1	TCC-212ML-M012-03P-HXC-D1.0-0	TCC-212FL-M012-03P-HXC-D1.0-0
	3	TCC-212ML-M012-03P-HXC-D3.0-0	TCC-212FL-M012-03P-HXC-D3.0-0
	5	TCC-212ML-M012-03P-HXC-D5.0-0	TCC-212FL-M012-03P-HXC-D5.0-0
4	1	TCC-212ML-M012-04P-HXC-D1.0-0	TCC-212FL-M012-04P-HXC-D1.0-0
	3	TCC-212ML-M012-04P-HXC-D3.0-0	TCC-212FL-M012-04P-HXC-D3.0-0
	5	TCC-212ML-M012-04P-HXC-D5.0-0	TCC-212FL-M012-04P-HXC-D5.0-0
5	1	TCC-212ML-M012-05P-HXC-D1.0-0	TCC-212FL-M012-05P-HXC-D1.0-0
	3	TCC-212ML-M012-05P-HXC-D3.0-0	TCC-212FL-M012-05P-HXC-D3.0-0
	5	TCC-212ML-M012-05P-HXC-D5.0-0	TCC-212FL-M012-05P-HXC-D5.0-0
6	1	TCC-212ML-M012-06P-HXC-D1.0-0	TCC-212FL-M012-06P-HXC-D1.0-0
	3	TCC-212ML-M012-06P-HXC-D3.0-0	TCC-212FL-M012-06P-HXC-D3.0-0
	5	TCC-212ML-M012-06P-HXC-D5.0-0	TCC-212FL-M012-06P-HXC-D5.0-0

芯线颜色和顺序

	Pin 位			
Pin1	1.-	1.Black1 黑 1	1.Black1 黑 1	1.Black1 黑 1
Pin2	2.Black2 黑 2	2.-	2.Black1 黑 2	2.Black1 黑 2
Pin3	3.-	3.Black1 黑 3	3.-	3.Black3 黑 3
Pin4	4.Black4 黑 4	4.Black1 黑 4	4.Black1 黑 4	4.Black1 黑 4
Pin5	PE Yellow/Green 黄 / 绿	PE Yellow/Green 黄 / 绿	5.Black1 黑 5	5.Black1 黑 5
Pin6			PE Yellow/Green 黄 / 绿	PE Yellow/Green 黄 / 绿

M12 – 面板式 焊接式 后锁安装 – A coding
M12 Panel Mount Recptacle, Rear Mounting – A coding

M12 – 面板式
建议开孔尺寸
M12 Panel Mounting Panel Cut

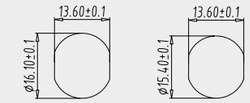

M16X1.5 面板开孔
M16X1.5 Panel cut

PG9 面板开孔
PG9 Panel cut

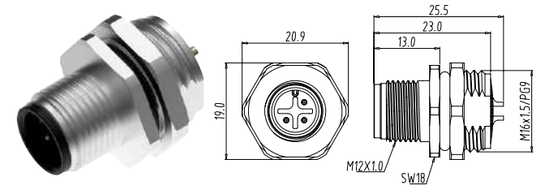

公头 Male

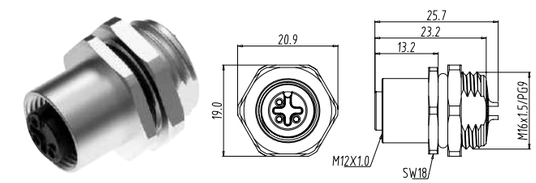

母头 Female

芯数 Numer of Pin	3	4	5	6	8	10	12	17
认证								
Pin 分布图（公头）	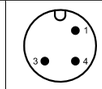	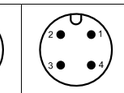	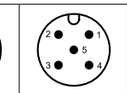	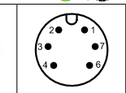	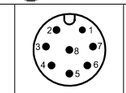	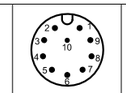	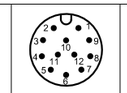	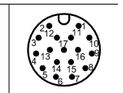
Pin 分布图（母头）	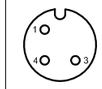	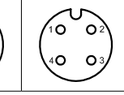	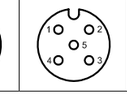	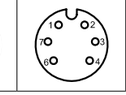	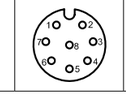	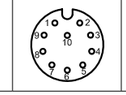	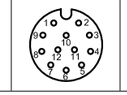	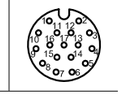
接触阻抗 Contact impedance	≤ 5mΩ							
绝缘阻抗 Insulation resistance	≥ 100MΩ							
插拔次数 Numberof plugand unplug cycles	≥ 100							
环境温度 Ambient temperature	-25℃ -80℃							
防护等级 Ingress protection	IP67							
胶芯材质 Rubber core material	PA							
端子材料 Terminal material	铜镀金 Gold-plated Beryllium Copper							
是否屏蔽 Shielding	非屏蔽 Unshielded							
执行标准 Enforce the standard	IEC61076-2-101							
额定电压 Rated voltage	250V		60V	30V		30V		
额定电流 rated current	4A		4A	2A		1.5A		

产品料号

芯数 Numer of Pin	线缆长度 length（M）	公头 无线缆 CableLess	母头 无线缆 CableLess
3		TCC-212ML-A012-03P-HXS-0	TCC-212FL-A012-03P-HXS-0
4		TCC-212ML-A012-04P-HXS-0	TCC-212FL-A012-04P-HXS-0
5		TCC-212ML-A012-05P-HXS-0	TCC-212FL-A012-05P-HXS-0
6		TCC-212ML-A012-06P-HXS-0	TCC-212FL-A012-06P-HXS-0
8		TCC-212ML-A012-08P-HXS-0	TCC-212FL-A012-08P-HXS-0
10		TCC-212ML-A012-10P-HXS-0	TCC-212FL-A012-10P-HXS-0
12		TCC-212ML-A012-12P-HXS-0	TCC-212FL-A012-12P-HXS-0
17		TCC-212ML-A012-17P-HXS-0	TCC-212FL-A012-17P-HXS-0

M12 – 面板式 焊接式 后锁安装 – B coding
M12 Panel Mount Recptacle, Front Mounting – B coding

M12 – 面板式
建议开孔尺寸
M12 Panel Mounting Panel Cut

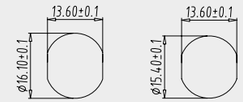

M16X1.5 面板开孔
M16X1.5 Panel cut

PG9 面板开孔
PG9 Panel cut

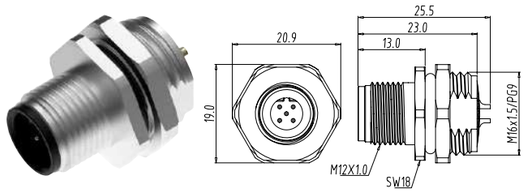

公头 Male

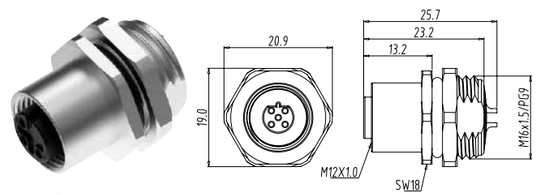

母头 Female

芯数 Numer of Pin	5
认证	
Pin 分布图（公头）	
Pin 分布图（母头）	
接触阻抗 Contact impedance	≤ 5mΩ
绝缘阻抗 Insulation resistance	≥ 100MΩ
插拔次数 Numberof plugand unplug cycles	≥ 100
环境温度 Ambient temperature	–25℃ –80℃
防护等级 Ingress protection	IP67
胶芯材质 Rubber core material	PA
端子材料 Terminal material	铜镀金 Gold–plated Beryllium Copper
是否屏蔽 Shielding	非屏蔽 Unshielded
执行标准 Enforce the standard	IEC61076–2–101
额定电压 Rated voltage	60V
额定电流 rated current	4A

产品料号			
芯数 Numer of Pin	线缆长度 length（M）	公头	母头
		无线缆 CableLess	无线缆 CableLess
5		TCC–212ML–B012–05P–HXS–0	TCC–212FL–B012–05P–HXS–0

M12 – 面板式 焊接式 后锁安装 – C coding
M12 Panel Mount Recptacle, Rear Mounting – C coding

M12 – 面板式
建议开孔尺寸
M12 Panel Mounting Panel Cut

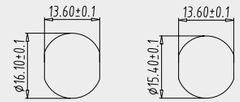

M16X1.5 面板开孔
M16X1.5 Panel cut

PG9 面板开孔
PG9 Panel cut

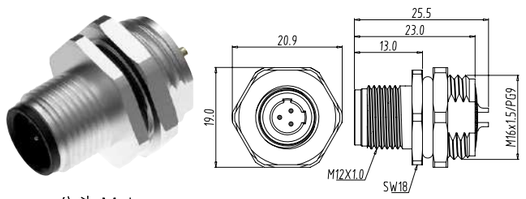

公头 Male

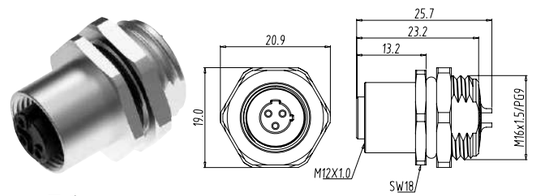

母头 Female

芯数 Numer of Pin	3	4	5	6
认证				
Pin 分布图（公头）				
Pin 分布图（母头）				
接触阻抗 Contact impedance	≤ 5mΩ			
绝缘阻抗 Insulation resistance	≥ 100MΩ			
插拔次数 Numberof plugand unplug cycles	≥ 100			
环境温度 Ambient temperature	–25℃ –80℃			
防护等级 Ingress protection	IP67			
胶芯材质 Rubber core material	PA			
端子材料 Terminal material	铜镀金 Gold–plated Beryllium Copper			
是否屏蔽 Shielding	非屏蔽 Unshielded			
执行标准 Enforce the standard	IEC61076–2–101			
额定电压 Rated voltage	250V		60V	30A
额定电流 rated current	4A		2A	2A

产品料号			
芯数 Numer of Pin	线缆长度 length（M）	公头	母头
		无线缆 CableLess	无线缆 CableLess
3		TCC–212ML–C012–03P–HXS–0	TCC–212FL–C012–03P–HXS–0
4		TCC–212ML–C012–04P–HXS–0	TCC–212FL–C012–04P–HXS–0
5		TCC–212ML–C012–05P–HXS–0	TCC–212FL–C012–05P–HXS–0
6		TCC–212ML–C012–06P–HXS–0	TCC–212FL–C012–06P–HXS–0

M12 – 面板式 焊接式 后锁安装 – D coding
M12 Panel Mount Recptacle, Rear Mounting – D coding

M12 – 面板式
建议开孔尺寸
M12 Panel Mounting Panel Cut

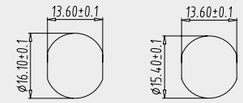

M16X1.5 面板开孔
M16X1.5 Panel cut

PG9 面板开孔
PG9 Panel cut

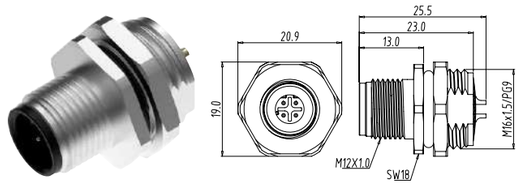

公头 Male

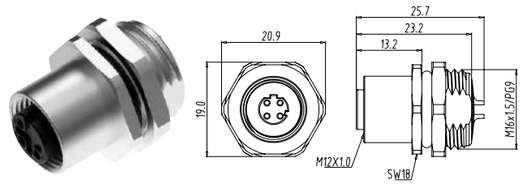

母头 Female

芯数 Numer of Pin	4
认证	
Pin 分布图（公头）	
Pin 分布图（母头）	
接触阻抗 Contact impedance	≤ 5mΩ
绝缘阻抗 Insulation resistance	≥ 100MΩ
插拔次数 Numberof plugand unplug cycles	≥ 100
环境温度 Ambient temperature	–25℃ –80℃
防护等级 Ingress protection	IP67
胶芯材质 Rubber core material	PA
端子材料 Terminal material	铜镀金 Gold–plated Beryllium Copper
是否屏蔽 Shielding	非屏蔽 Unshielded
执行标准 Enforce the standard	IEC61076–2–101
额定电压 Rated voltage	250V
额定电流 rated current	4A

产品料号

芯数 Numer of Pin	线缆长度 length（M）	公头	母头
		无线缆 CableLess	无线缆 CableLess
4		TCC–212ML–D012–04P–HXS–0	TCC–212FL–D012–04P–HXS–0

M12 – 面板式 PCB 型 前锁安装 – A coding
M12 Panel Mount Recptacle, Front Mounting, PCB Soldering – A coding

M12 – 面板式
建议开孔尺寸
M12 Panel Mounting Panel Cut

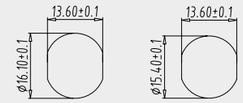

M16X1.5 面板开孔
M16X1.5 Panel cut

PG9 面板开孔
PG9 Panel cut

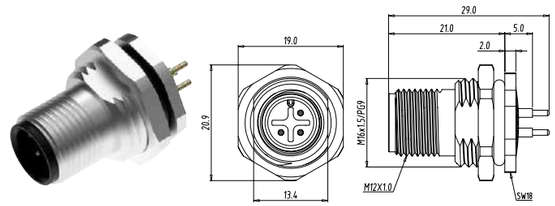

公头 Male

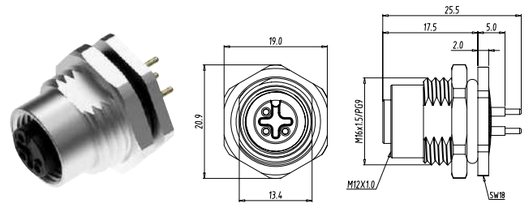

母头 Female

芯数 Numer of Pin	3	4	5	6	8	10	12	17
认证								
Pin 分布图（公头）		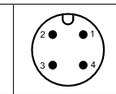	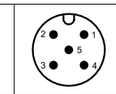	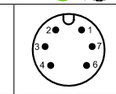	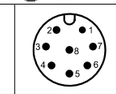	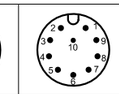	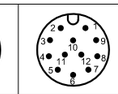	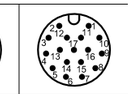
Pin 分布图（母头）		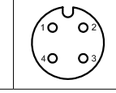	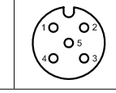	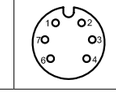	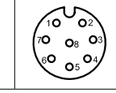	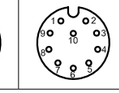	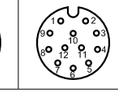	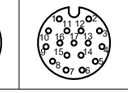
接触阻抗 Contact impedance	≤ 5mΩ							
绝缘阻抗 Insulation resistance	≥ 100MΩ							
插拔次数 Numberof plugand unplug cycles	≥ 100							
环境温度 Ambient temperature	–25℃ –80℃							
防护等级 Ingress protection	IP67							
胶芯材质 Rubber core material	PA							
端子材料 Terminal material	铜镀金 Gold–plated Beryllium Copper							
是否屏蔽 Shielding	非屏蔽 Unshielded							
执行标准 Enforce the standard	IEC61076–2–101							
额定电压 Rated voltage	250V		60V	30V		30V		
额定电流 rated current	4A		4A	2A		1.5A		

产品料号

芯数 Numer of Pin	线缆长度 length（M）	公头	母头
		无线缆 CableLess	无线缆 CableLess
3		TCC–212ML–A012–03P–QXP–0	TCC–212FL–A012–03P–QXP–0
4		TCC–212ML–A012–04P–QXP–0	TCC–212FL–A012–04P–QXP–0
5		TCC–212ML–A012–05P–QXP–0	TCC–212FL–A012–05P–QXP–0
6		TCC–212ML–A012–06P–QXP–0	TCC–212FL–A012–06P–QXP–0
8		TCC–212ML–A012–08P–QXP–0	TCC–212FL–A012–08P–QXP–0
10		TCC–212ML–A012–10P–QXP–0	TCC–212FL–A012–10P–QXP–0
12		TCC–212ML–A012–12P–QXP–0	TCC–212FL–A012–12P–QXP–0
17		TCC–212ML–A012–17P–QXP–0	TCC–212FL–A012–17P–QXP–0

M12 – 面板式 PCB 型 前锁安装 – B coding
M12 Panel Mount Recptacle, Front Mounting, PCB Soldering – B coding

M12 – 面板式
建议开孔尺寸
M12 Panel Mounting Panel Cut

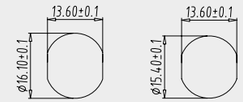

M16X1.5 面板开孔
M16X1.5 Panel cut

PG9 面板开孔
PG9 Panel cut

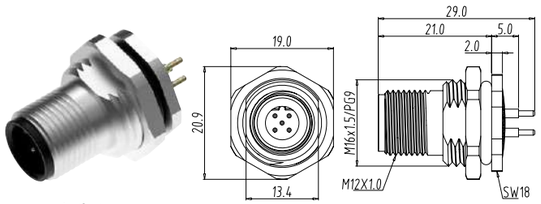

公头 Male

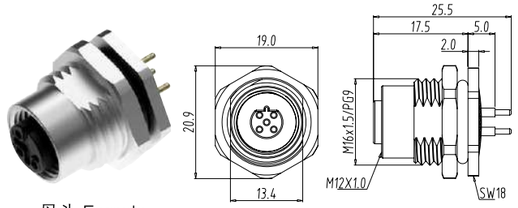

母头 Female

芯数 Numer of Pin	5
认证	
Pin 分布图（公头）	
Pin 分布图（母头）	
接触阻抗 Contact impedance	≤ 5mΩ
绝缘阻抗 Insulation resistance	≥ 100MΩ
插拔次数 Numberof plugand unplug cycles	≥ 100
环境温度 Ambient temperature	–25℃ –80℃
防护等级 Ingress protection	IP67
胶芯材质 Rubber core material	PA
端子材料 Terminal material	铜镀金 Gold–plated Beryllium Copper
是否屏蔽 Shielding	非屏蔽 Unshielded
执行标准 Enforce the standard	IEC61076–2–101
额定电压 Rated voltage	60V
额定电流 rated current	4A

产品料号			
芯数 Numer of Pin	线缆长度 length（M）	公头	母头
		无线缆 CableLess	无线缆 CableLess
5		TCC–212ML–B012–05P–QXP–0	TCC–212FL–B012–05P–QXP–0

M12 – 面板式 PCB 型 前锁安装 – C coding
M12 Panel Mount Recptacle, Front Mounting, PCB Soldering – C coding

M12 – 面板式
建议开孔尺寸
M12 Panel Mounting Panel Cut

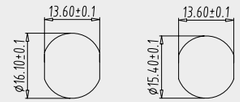

M16X1.5 面板开孔
M16X1.5 Panel cut

PG9 面板开孔
PG9 Panel cut

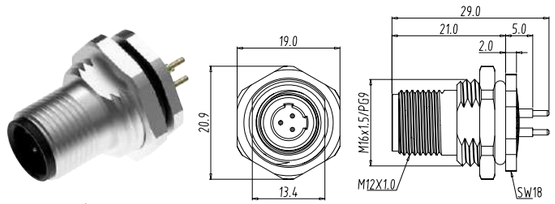

公头 Male

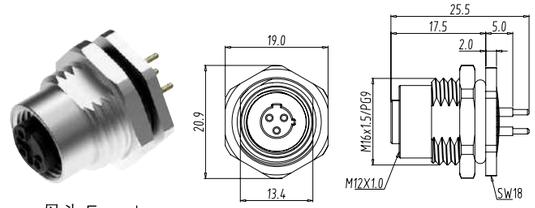

母头 Female

芯数 Numer of Pin	3	4	5	6
认证				
Pin 分布图（公头）				
Pin 分布图（母头）				
接触阻抗 Contact impedance	≤ 5mΩ			
绝缘阻抗 Insulation resistance	≥ 100MΩ			
插拔次数 Numberof plugand unplug cycles	≥ 100			
环境温度 Ambient temperature	–25℃ –80℃			
防护等级 Ingress protection	IP67			
胶芯材质 Rubber core material	PA			
端子材料 Terminal material	铜镀金 Gold–plated Beryllium Copper			
是否屏蔽 Shielding	非屏蔽 Unshielded			
执行标准 Enforce the standard	IEC61076–2–101			
额定电压 Rated voltage	250V		60V	30A
额定电流 rated current	4A		2A	2A

产品料号			
芯数 Numer of Pin	线缆长度 length（M）	公头	母头
		无线缆 CableLess	无线缆 CableLess
3		TCC–212ML–C012–03P–QXP–0	TCC–212FL–C012–03P–QXP–0
4		TCC–212ML–C012–04P–QXP–0	TCC–212FL–C012–04P–QXP–0
5		TCC–212ML–C012–05P–QXP–0	TCC–212FL–C012–05P–QXP–0
6		TCC–212ML–C012–06P–QXP–0	TCC–212FL–C012–06P–QXP–0

M12 – 面板式 PCB 型 前锁安装 – D coding
M12 Panel Mount Recptacle, Front Mounting, PCB Soldering – D coding

M12 – 面板式
建议开孔尺寸
M12 Panel Mounting Panel Cut

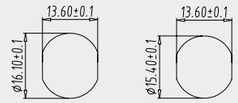

M16X1.5 面板开孔
M16X1.5 Panel cut

PG9 面板开孔
PG9 Panel cut

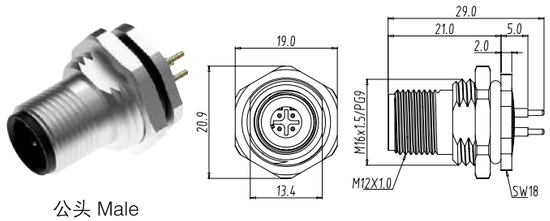

公头 Male

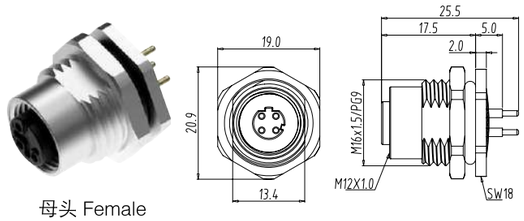

母头 Female

芯数 Numer of Pin	4
认证	
Pin 分布图（公头）	
Pin 分布图（母头）	
接触阻抗 Contact impedance	≤ 5mΩ
绝缘阻抗 Insulation resistance	≥ 100MΩ
插拔次数 Numberof plugand unplug cycles	≥ 100
环境温度 Ambient temperature	-25℃ -80℃
防护等级 Ingress protection	IP67
胶芯材质 Rubber core material	PA
端子材料 Terminal material	铜镀金 Gold-plated Beryllium Copper
是否屏蔽 Shielding	非屏蔽 Unshielded
执行标准 Enforce the standard	IEC61076-2-101
额定电压 Rated voltage	250V
额定电流 rated current	4A

产品料号			
芯数 Numer of Pin	线缆长度 length（M）	公头	母头
		无线缆 CableLess	无线缆 CableLess
4		TCC-212ML-D012-04P-QXP-0	TCC-212FL-D012-04P-QXP-0

M12 – 母头面板式 PCB 型 前锁安装 – Y coding
M12 Panel, PCB, Front Mounting – Y coding

M12 – 面板式
建议开孔尺寸
M12 Panel Mounting Panel Cut

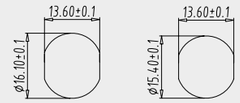

M16X1.5 面板开孔
M16X1.5 Panel cut

PG9 面板开孔
PG9 Panel cut

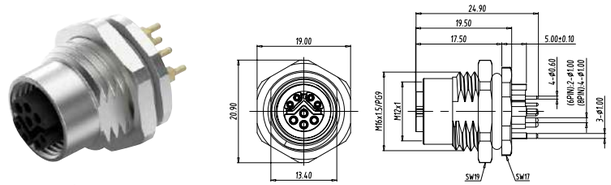

母头 Female

芯数 Numer of Pin	6	8
认证		
Pin 分布图（公头）	无	无
Pin 分布图（母头）		
接触阻抗 Contact impedance	≤ 5mΩ	
绝缘阻抗 Insulation resistance	≥ 100MΩ	
插拔次数 Numberof plugand unplug cycles	≥ 100	
环境温度 Ambient temperature	-25℃ - 80℃	
防护等级 Ingress protection	IP67	
胶芯材质 Rubber core material	PA	
端子材料 Terminal material	铜镀金 Gold-plated Beryllium Copper	
是否屏蔽 Shielding	/	
执行标准 Enforce the standard	IEC 61076-2-113	
额定电压 Rated voltage	50V	
额定电流 rated current	12A(6P)/6A(8P)(电源 PIN),0.5A(数据 PIN)	

产品料号			
芯数 Numer of Pin	线缆长度 length（M）	公头	母头
			无线缆 CableLess
6			TCC-212FL-Y012-06P-QXP-0
8			TCC-212FL-Y012-08P-QXP-0

M12 – 面板式 PCB 型 前锁安装 屏蔽针 – A coding
M12 Panel Mount Recptacle, Front Mounting, PCB Soldering, Shielding needle – A coding

M12 – 面板式
建议开孔尺寸
M12 Panel Mounting Panel Cut

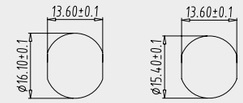

M16X1.5 面板开孔
M16X1.5 Panel cut

PG9 面板开孔
PG9 Panel cut

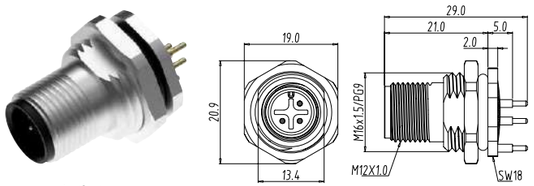

公头 Male

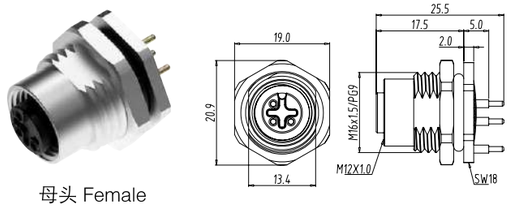

母头 Female

芯数 Numer of Pin	3	4	5	6	8	10	12	17
认证								
Pin 分布图（公头）								
Pin 分布图（母头）								
接触阻抗 Contact impedance	≤ 5mΩ							
绝缘阻抗 Insulation resistance	≥ 100MΩ							
插拔次数 Numberof plugand unplug cycles	≥ 100							
环境温度 Ambient temperature	–25℃ –80℃							
防护等级 Ingress protection	IP67							
胶芯材质 Rubber core material	PA							
端子材料 Terminal material	铜镀金 Gold–plated Beryllium Copper							
是否屏蔽 Shielding	屏蔽 Shielded							
执行标准 Enforce the standard	IEC61076–2–101							
额定电压 Rated voltage	250V		60V	30V		30V		
额定电流 rated current	4A		4A	2A		1.5A		

产品料号

芯数 Numer of Pin	线缆长度 length（M）	公头	母头
		无线缆 CableLess	无线缆 CableLess
3		TCC–212ML–APE012–03P–QXP–0	TCC–212FL–APE012–03P–QXP–0
4		TCC–212ML–APE012–04P–QXP–0	TCC–212FL–APE012–04P–QXP–0
5		TCC–212ML–APE012–05P–QXP–0	TCC–212FL–APE012–05P–QXP–0
6		TCC–212ML–APE012–06P–QXP–0	TCC–212FL–APE012–06P–QXP–0
8		TCC–212ML–APE012–08P–QXP–0	TCC–212FL–APE012–08P–QXP–0
10		TCC–212ML–APE012–10P–QXP–0	TCC–212FL–APE012–10P–QXP–0
12		TCC–212ML–APE012–12P–QXP–0	TCC–212FL–APE012–12P–QXP–0
17		TCC–212ML–APE012–17P–QXP–0	TCC–212FL–APE012–17P–QXP–0

M12 – 面板式 PCB 型 前锁安装 屏蔽针 – B coding
M12 Panel Mount Recptacle, Front Mounting, PCB Soldering, Shielding needle – B coding

M12 – 面板式
建议开孔尺寸
M12 Panel Mounting Panel Cut

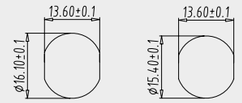

M16X1.5 面板开孔
M16X1.5 Panel cut

PG9 面板开孔
PG9 Panel cut

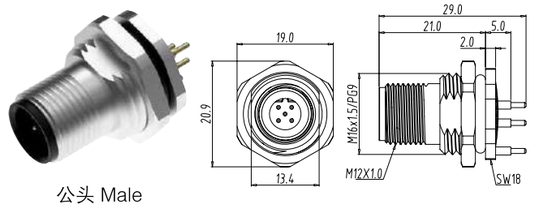

公头 Male

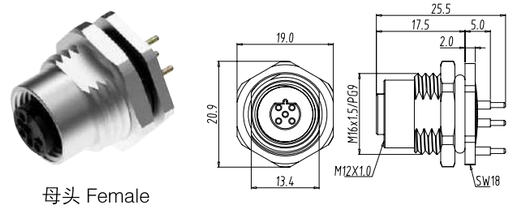

母头 Female

芯数 Numer of Pin	5
认证	
Pin 分布图（公头）	
Pin 分布图（母头）	
接触阻抗 Contact impedance	≤ 5mΩ
绝缘阻抗 Insulation resistance	≥ 100MΩ
插拔次数 Numberof plugand unplug cycles	≥ 100
环境温度 Ambient temperature	–25℃ –80℃
防护等级 Ingress protection	IP67
胶芯材质 Rubber core material	PA
端子材料 Terminal material	铜镀金 Gold–plated Beryllium Copper
是否屏蔽 Shielding	屏蔽 Shielded
执行标准 Enforce the standard	IEC61076–2–101
额定电压 Rated voltage	60V
额定电流 rated current	4A

产品料号

芯数 Numer of Pin	线缆长度 length（M）	公头	母头
		无线缆 CableLess	无线缆 CableLess
5		TCC–212ML–BPE012–05P–QXP–0	TCC–212FL–BPE012–05P–QXP–0

M12 – 面板式 PCB 型 前锁安装 屏蔽针 – C coding
M12 Panel Mount Recptacle, Front Mounting, PCB Soldering, Shielding needle – C coding

M12 – 面板式
建议开孔尺寸
M12 Panel Mounting Panel Cut

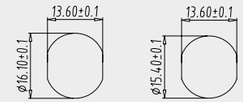

M16X1.5 面板开孔
M16X1.5 Panel cut

PG9 面板开孔
PG9 Panel cut

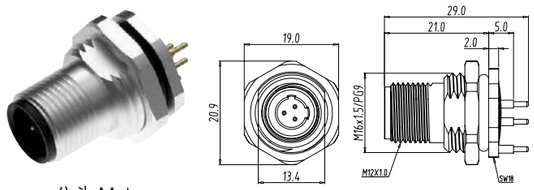

公头 Male

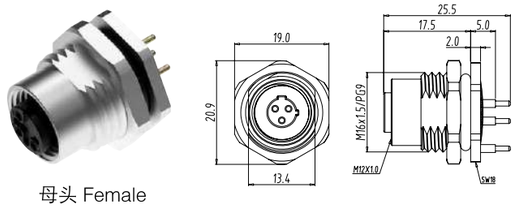

母头 Female

芯数 Numer of Pin	3	4	5	6
认证				
Pin 分布图（公头）				
Pin 分布图（母头）				
接触阻抗 Contact impedance	≤ 5mΩ			
绝缘阻抗 Insulation resistance	≥ 100MΩ			
插拔次数 Numberof plugand unplug cycles	≥ 100			
环境温度 Ambient temperature	–25℃ –80℃			
防护等级 Ingress protection	IP67			
胶芯材质 Rubber core material	PA			
端子材料 Terminal material	铜镀金 Gold–plated Beryllium Copper			
是否屏蔽 Shielding	屏蔽 Shielded			
执行标准 Enforce the standard	IEC61076–2–101			
额定电压 Rated voltage	250V		60V	30A
额定电流 rated current	4A		2A	2A

产品料号			
芯数 Numer of Pin	线缆长度 length（M）	公头	母头
		无线缆 CableLess	无线缆 CableLess
3		TCC–212ML–CPE012–03P–QXP–0	TCC–212FL–CPE012–03P–QXP–0
4		TCC–212ML–CPE012–04P–QXP–0	TCC–212FL–CPE012–04P–QXP–0
5		TCC–212ML–CPE012–05P–QXP–0	TCC–212FL–CPE012–05P–QXP–0
6		TCC–212ML–CPE012–06P–QXP–0	TCC–212FL–CPE012–06P–QXP–0

M12 – 面板式 PCB 型 前锁安装 屏蔽针 – D coding
M12 Panel Mount Recptacle, Front Mounting, PCB Soldering, Shielding needle – D coding

M12 – 面板式
建议开孔尺寸
M12 Panel Mounting Panel Cut

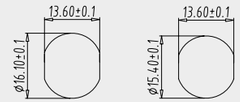

M16X1.5 面板开孔
M16X1.5 Panel cut

PG9 面板开孔
PG9 Panel cut

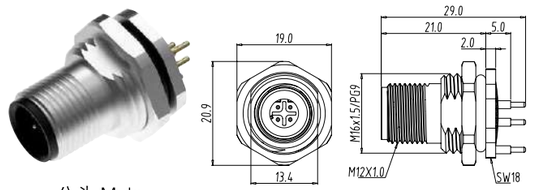

公头 Male

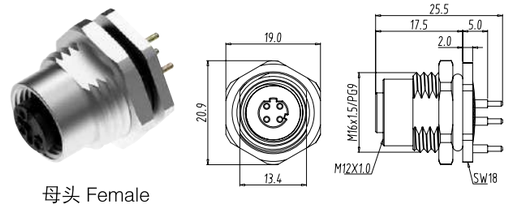

母头 Female

芯数 Numer of Pin	4
认证	
Pin 分布图（公头）	
Pin 分布图（母头）	
接触阻抗 Contact impedance	≤ 5mΩ
绝缘阻抗 Insulation resistance	≥ 100MΩ
插拔次数 Numberof plugand unplug cycles	≥ 100
环境温度 Ambient temperature	–25℃ –80℃
防护等级 Ingress protection	IP67
胶芯材质 Rubber core material	PA
端子材料 Terminal material	铜镀金 Gold–plated Beryllium Copper
是否屏蔽 Shielding	屏蔽 Shielded
执行标准 Enforce the standard	IEC61076–2–101
额定电压 Rated voltage	250V
额定电流 rated current	4A

产品料号			
芯数 Numer of Pin	线缆长度 length（M）	公头	母头
		无线缆 CableLess	无线缆 CableLess
4		TCC–212ML–DPE012–04P–QXP–0	TCC–212FL–DPE012–04P–QXP–0

M12 – 面板式 PCB 型 后锁安装 – A coding
M12 Panel Mount Recptacle, Rear Mounting, PCB Soldering – A coding

M12 – 面板式
建议开孔尺寸
M12 Panel Mounting Panel Cut

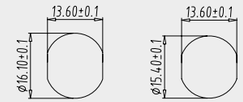

M16X1.5 面板开孔
M16X1.5 Panel cut

PG9 面板开孔
PG9 Panel cut

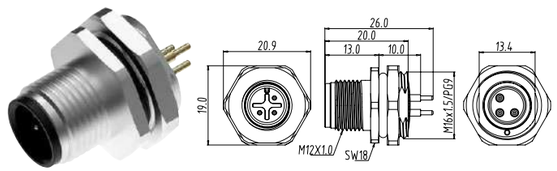

公头 Male

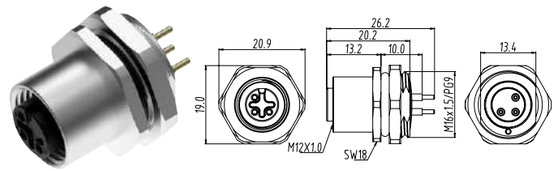

母头 Female

芯数 Numer of Pin	3	4	5	6	8	10	12	17
认证								
Pin 分布图（公头）		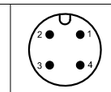		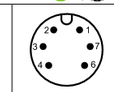	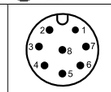			
Pin 分布图（母头）		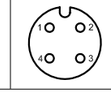		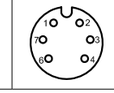	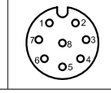			
接触阻抗 Contact impedance	≤ 5mΩ							
绝缘阻抗 Insulation resistance	≥ 100MΩ							
插拔次数 Numberof plugand unplug cycles	≥ 100							
环境温度 Ambient temperature	–25℃ –80℃							
防护等级 Ingress protection	IP67							
胶芯材质 Rubber core material	PA							
端子材料 Terminal material	铜镀金 Gold–plated Beryllium Copper							
是否屏蔽 Shielding	非屏蔽 Unshielded							
执行标准 Enforce the standard	IEC61076–2–101							
额定电压 Rated voltage	250V		60V	30V		30V		
额定电流 rated current	4A		4A	2A		1.5A		

产品料号			
芯数 Numer of Pin	线缆长度 length（M）	公头	母头
		无线缆 CableLess	无线缆 CableLess
3		TCC–212ML–A012–03P–HXP–0	TCC–212FL–A012–03P–HXP–0
4		TCC–212ML–A012–04P–HXP–0	TCC–212FL–A012–04P–HXP–0
5		TCC–212ML–A012–05P–HXP–0	TCC–212FL–A012–05P–HXP–0
6		TCC–212ML–A012–06P–HXP–0	TCC–212FL–A012–06P–HXP–0
8		TCC–212ML–A012–08P–HXP–0	TCC–212FL–A012–08P–HXP–0
10		TCC–212ML–A012–10P–HXP–0	TCC–212FL–A012–10P–HXP–0
12		TCC–212ML–A012–12P–HXP–0	TCC–212FL–A012–12P–HXP–0
17		TCC–212ML–A012–17P–HXP–0	TCC–212FL–A012–17P–HXP–0

M12 – 面板式 PCB 型 后锁安装 – B coding
M12 Panel Mount Recptacle, Rear Mounting, PCB Soldering – B coding

M12 – 面板式
建议开孔尺寸
M12 Panel Mounting Panel Cut

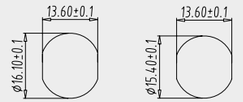

M16X1.5 面板开孔
M16X1.5 Panel cut

PG9 面板开孔
PG9 Panel cut

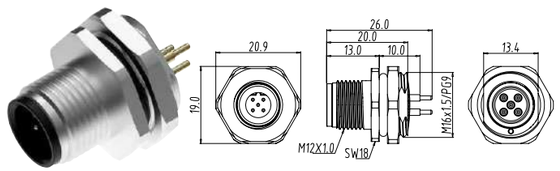

公头 Male

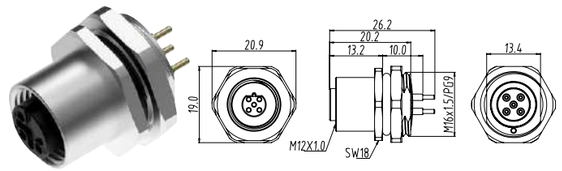

母头 Female

芯数 Numer of Pin	5
认证	
Pin 分布图（公头）	
Pin 分布图（母头）	
接触阻抗 Contact impedance	≤ 5mΩ
绝缘阻抗 Insulation resistance	≥ 100MΩ
插拔次数 Numberof plugand unplug cycles	≥ 100
环境温度 Ambient temperature	–25℃ –80℃
防护等级 Ingress protection	IP67
胶芯材质 Rubber core material	PA
端子材料 Terminal material	铜镀金 Gold–plated Beryllium Copper
是否屏蔽 Shielding	非屏蔽 Unshielded
执行标准 Enforce the standard	IEC61076–2–101
额定电压 Rated voltage	60V
额定电流 rated current	4A

产品料号			
芯数 Numer of Pin	线缆长度 length（M）	公头	母头
		无线缆 CableLess	无线缆 CableLess
5		TCC–212ML–B012–05P–HXP–0	TCC–212FL–B012–05P–HXP–0

M12 – 面板式 PCB 型 后锁安装 –C coding
M12 Panel Mount Recptacle, Rear Mounting, PCB Soldering – C coding

M12 – 面板式
建议开孔尺寸
M12 Panel Mounting Panel Cut

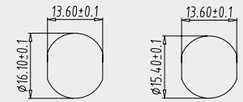

M16X1.5 面板开孔
M16X1.5 Panel cut

PG9 面板开孔
PG9 Panel cut

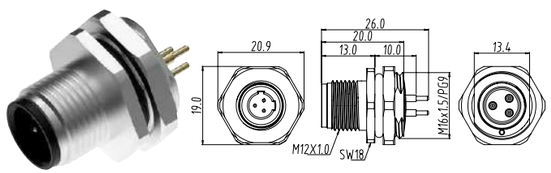

公头 Male

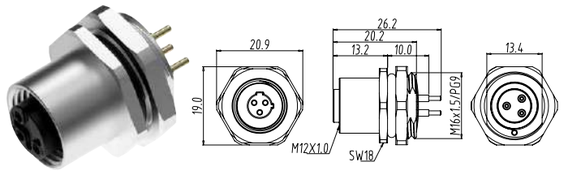

母头 Female

芯数 Numer of Pin	3	4	5	6
认证				
Pin 分布图（公头）				
Pin 分布图（母头）				
接触阻抗 Contact impedance	≤ 5mΩ			
绝缘阻抗 Insulation resistance	≥ 100MΩ			
插拔次数 Numberof plugand unplug cycles	≥ 100			
环境温度 Ambient temperature	–25℃ –80℃			
防护等级 Ingress protection	IP67			
胶芯材质 Rubber core material	PA			
端子材料 Terminal material	铜镀金 Gold–plated Beryllium Copper			
是否屏蔽 Shielding	非屏蔽 Unshielded			
执行标准 Enforce the standard	IEC61076–2–101			
额定电压 Rated voltage	250V		60V	30A
额定电流 rated current	4A		2A	2A

产品料号

芯数 Numer of Pin	线缆长度 length（M）	公头	母头
		无线缆 CableLess	无线缆 CableLess
3		TCC–212ML–C012–03P–HXP–0	TCC–212FL–C012–03P–HXP–0
4		TCC–212ML–C012–04P–HXP–0	TCC–212FL–C012–04P–HXP–0
5		TCC–212ML–C012–05P–HXP–0	TCC–212FL–C012–05P–HXP–0
6		TCC–212ML–C012–06P–HXP–0	TCC–212FL–C012–06P–HXP–0

M12 – 面板式 PCB 型 后锁安装 – D coding
M12 Panel Mount Recptacle, Rear Mounting, PCB Soldering – D coding

M12 – 面板式
建议开孔尺寸
M12 Panel Mounting Panel Cut

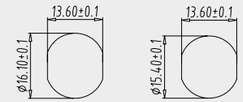

M16X1.5 面板开孔
M16X1.5 Panel cut

PG9 面板开孔
PG9 Panel cut

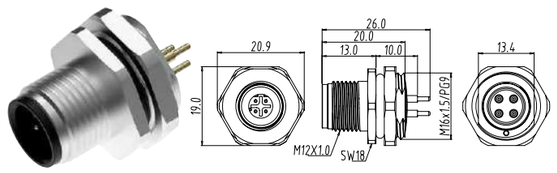

公头 Male

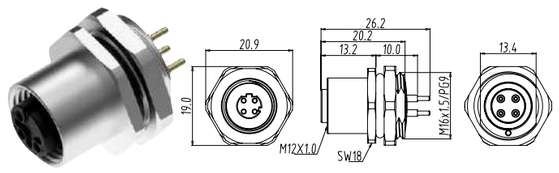

母头 Female

芯数 Numer of Pin	4
认证	
Pin 分布图（公头）	
Pin 分布图（母头）	
接触阻抗 Contact impedance	≤ 5mΩ
绝缘阻抗 Insulation resistance	≥ 100MΩ
插拔次数 Numberof plugand unplug cycles	≥ 100
环境温度 Ambient temperature	–25℃ –80℃
防护等级 Ingress protection	IP67
胶芯材质 Rubber core material	PA
端子材料 Terminal material	铜镀金 Gold–plated Beryllium Copper
是否屏蔽 Shielding	非屏蔽 Unshielded
执行标准 Enforce the standard	IEC61076–2–101
额定电压 Rated voltage	250V
额定电流 rated current	4A

产品料号

芯数 Numer of Pin	线缆长度 length（M）	公头	母头
		无线缆 CableLess	无线缆 CableLess
4		TCC–212ML–D012–04P–HXP–0	TCC–212FL–D012–04P–HXP–0

M12 – 面板式 PCB 型 后锁安装 – X coding
M12 Panel Mount Recptacle, Rear Mounting, PCB Soldering – X coding

M12 – 面板式
建议开孔尺寸
M12 Panel Mounting Panel Cut

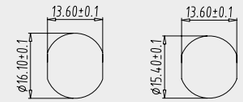

M16X1.5 面板开孔
M16X1.5 Panel cut

PG9 面板开孔
PG9 Panel cut

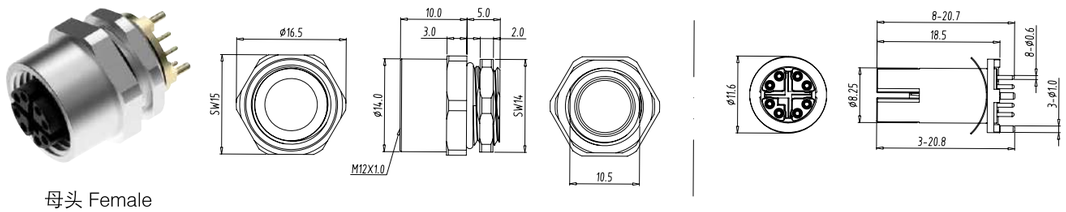

母头 Female

芯数 Numer of Pin	8
认证	
Pin 分布图（公头）	
Pin 分布图（母头）	
接触阻抗 Contact impedance	≤ 5mΩ
绝缘阻抗 Insulation resistance	≥ 100MΩ
插拔次数 Numberof plugand unplug cycles	≥ 100
环境温度 Ambient temperature	-25℃ -80℃
防护等级 Ingress protection	IP67
胶芯材质 Rubber core material	PA
端子材料 Terminal material	铜镀金 Gold-plated Beryllium Copper
是否屏蔽 Shielding	屏蔽 Shielded
执行标准 Enforce the standard	IEC61076-2-101
额定电压 Rated voltage	60V
额定电流 rated current	0.5A

产品料号

芯数 Numer of Pin	线缆长度 length（M）	公头	母头
		无线缆 CableLess	无线缆 CableLess
8		/	TCC-212FL-X012-08P-HXP-0

芯线颜色和顺序

	Pin 位
Pin1	1.White/Orange 白 / 橙
Pin2	2.Orange 橙
Pin3	3.White/Green 白 / 绿
Pin4	4.Green 绿
Pin5	5.White/Brown 白 / 棕
Pin6	6.Brown 棕
Pin7	7.White/Blue 白 / 蓝
Pin8	8.Blue 蓝

M12 – 面板式 PCB 型 后锁安装 屏蔽针 – A coding
M12 Panel Mount Recptacle, Rear Mounting, PCB Soldering, Shielding needle – A coding

M12 – 面板式
建议开孔尺寸
M12 Panel Mounting Panel Cut

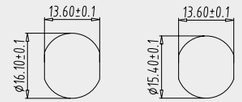

M16X1.5 面板开孔
M16X1.5 Panel cut

PG9 面板开孔
PG9 Panel cut

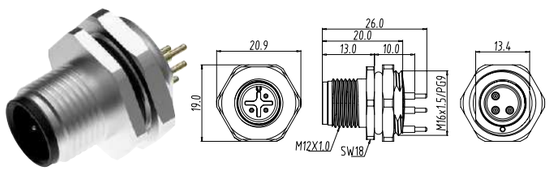

公头 Male

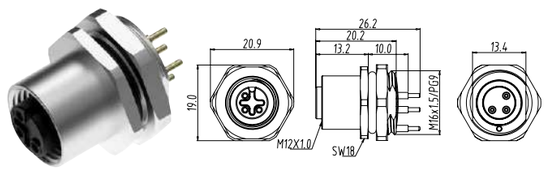

母头 Female

芯数 Numer of Pin	3	4	5	6	8	10	12	17
认证								
Pin 分布图（公头）		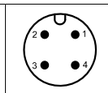	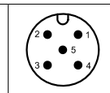	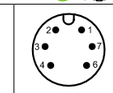	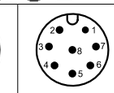	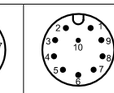	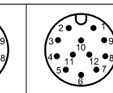	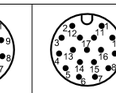
Pin 分布图（母头）		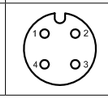	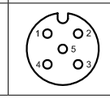	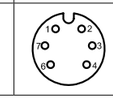	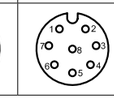	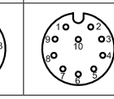	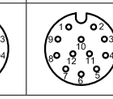	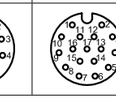
接触阻抗 Contact impedance	≤ 5mΩ							
绝缘阻抗 Insulation resistance	≥ 100MΩ							
插拔次数 Numberof plugand unplug cycles	≥ 100							
环境温度 Ambient temperature	-25℃ -80℃							
防护等级 Ingress protection	IP67							
胶芯材质 Rubber core material	PA							
端子材料 Terminal material	铜镀金 Gold-plated Beryllium Copper							
是否屏蔽 Shielding	屏蔽 Shielded							
执行标准 Enforce the standard	IEC61076-2-101							
额定电压 Rated voltage	250V		60V	30V		30V		
额定电流 rated current	4A		4A	2A		1.5A		

产品料号

芯数 Numer of Pin	线缆长度 length（M）	公头	母头
		无线缆 CableLess	无线缆 CableLess
3		TCC-212ML-APE012-03P-HXP-0	TCC-212FL-APE012-03P-HXP-0
4		TCC-212ML-APE012-04P-HXP-0	TCC-212FL-APE012-04P-HXP-0
5		TCC-212ML-APE012-05P-HXP-0	TCC-212FL-APE012-05P-HXP-0
6		TCC-212ML-APE012-06P-HXP-0	TCC-212FL-APE012-06P-HXP-0
8		TCC-212ML-APE012-08P-HXP-0	TCC-212FL-APE012-08P-HXP-0
10		TCC-212ML-APE012-10P-HXP-0	TCC-212FL-APE012-10P-HXP-0
12		TCC-212ML-APE012-12P-HXP-0	TCC-212FL-APE012-12P-HXP-0
17		TCC-212ML-APE012-17P-HXP-0	TCC-212FL-APE012-17P-HXP-0

M12 – 面板式 PCB 型 后锁安装 屏蔽针 – B coding
M12 Panel Mount Recptacle, Rear Mounting, PCB Soldering, Shielding needle – B coding

M12 – 面板式
建议开孔尺寸
M12 Panel Mounting Panel Cut

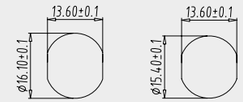

M16X1.5 面板开孔
M16X1.5 Panel cut

PG9 面板开孔
PG9 Panel cut

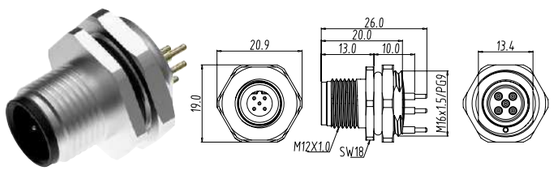

公头 Male

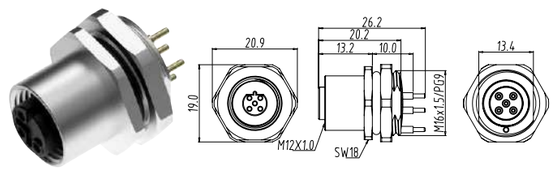

母头 Female

芯数 Numer of Pin	5
认证	
Pin 分布图（公头）	
Pin 分布图（母头）	
接触阻抗 Contact impedance	≤ 5mΩ
绝缘阻抗 Insulation resistance	≥ 100MΩ
插拔次数 Numberof plugand unplug cycles	≥ 100
环境温度 Ambient temperature	-25℃ -80℃
防护等级 Ingress protection	IP67
胶芯材质 Rubber core material	PA
端子材料 Terminal material	铜镀金 Gold-plated Beryllium Copper
是否屏蔽 Shielding	屏蔽 Shielded
执行标准 Enforce the standard	IEC61076-2-101
额定电压 Rated voltage	60V
额定电流 rated current	4A

产品料号			
芯数 Numer of Pin	线缆长度 length（M）	公头	母头
		无线缆 CableLess	无线缆 CableLess
5		TCC-212ML-BPE012-05P-HXP-0	TCC-212FL-BPE012-05P-HXP-0

M12 – 面板式 PCB 型 后锁安装 屏蔽针 – C coding
M12 Panel Mount Recptacle, Rear Mounting, PCB Soldering, Shielding needle – C coding

M12 – 面板式
建议开孔尺寸
M12 Panel Mounting Panel Cut

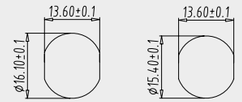

M16X1.5 面板开孔
M16X1.5 Panel cut

PG9 面板开孔
PG9 Panel cut

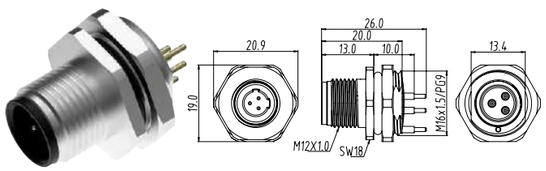

公头 Male

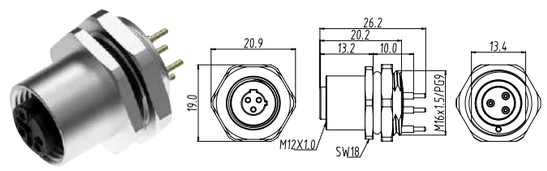

母头 Female

芯数 Numer of Pin	3	4	5	6
认证				
Pin 分布图（公头）				
Pin 分布图（母头）				
接触阻抗 Contact impedance	≤ 5mΩ			
绝缘阻抗 Insulation resistance	≥ 100MΩ			
插拔次数 Numberof plugand unplug cycles	≥ 100			
环境温度 Ambient temperature	-25℃ -80℃			
防护等级 Ingress protection	IP67			
胶芯材质 Rubber core material	PA			
端子材料 Terminal material	铜镀金 Gold-plated Beryllium Copper			
是否屏蔽 Shielding	屏蔽 Shielded			
执行标准 Enforce the standard	IEC61076-2-101			
额定电压 Rated voltage	250V		60V	30A
额定电流 rated current	4A		2A	2A

产品料号			
芯数 Numer of Pin	线缆长度 length（M）	公头	母头
		无线缆 CableLess	无线缆 CableLess
3		TCC-212ML-CPE012-03P-HXP-0	TCC-212FL-CPE012-03P-HXP-0
4		TCC-212ML-CPE012-04P-HXP-0	TCC-212FL-CPE012-04P-HXP-0
5		TCC-212ML-CPE012-05P-HXP-0	TCC-212FL-CPE012-05P-HXP-0
6		TCC-212ML-CPE012-06P-HXP-0	TCC-212FL-CPE012-06P-HXP-0

M12 – 面板式 PCB 型 后锁安装 屏蔽针 – D coding
M12 Panel Mount Recptacle, Rear Mounting, PCB Soldering, Shielding needle – D coding

M12 – 面板式
建议开孔尺寸
M12 Panel Mounting Panel Cut

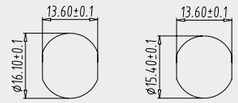

M16X1.5 面板开孔
M16X1.5 Panel cut

PG9 面板开孔
PG9 Panel cut

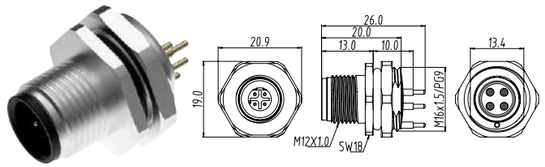

公头 Male

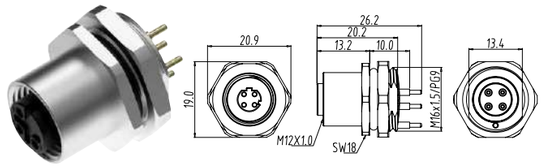

母头 Female

芯数 Numer of Pin	4
认证	
Pin 分布图（公头）	
Pin 分布图（母头）	
接触阻抗 Contact impedance	≤ 5mΩ
绝缘阻抗 Insulation resistance	≥ 100MΩ
插拔次数 Numberof plugand unplug cycles	≥ 100
环境温度 Ambient temperature	-25℃ -80℃
防护等级 Ingress protection	IP67
胶芯材质 Rubber core material	PA
端子材料 Terminal material	铜镀金 Gold-plated Beryllium Copper
是否屏蔽 Shielding	屏蔽 Shielded
执行标准 Enforce the standard	IEC61076-2-101
额定电压 Rated voltage	250V
额定电流 rated current	4A

产品料号

芯数 Numer of Pin	线缆长度 length（M）	公头	母头
		无线缆 CableLess	无线缆 CableLess
4		TCC-212ML-DPE012-04P-HXP-0	TCC-212FL-DPE012-04P-HXP-0

M12-A&B&C&D 面板式 PCB 型 PCB layout 尺寸参考图
M12-A&B&C&D Panel, PCB Layout Dimension Reference Diagram

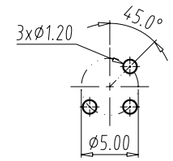

3pin A Coding

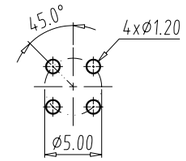

4pin A Coding

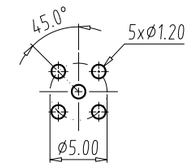

5pin A Coding

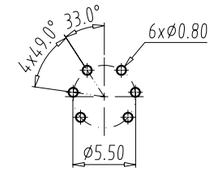

6pin A Coding

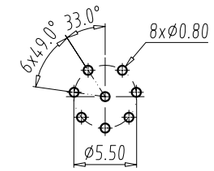

8pin A Coding

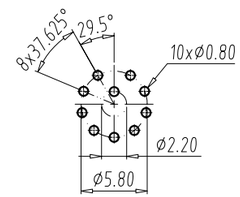

10pin A Coding

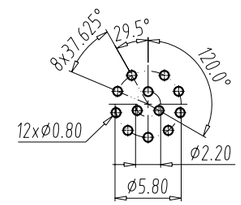

12pin A Coding

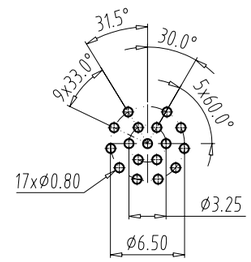

17pin A Coding

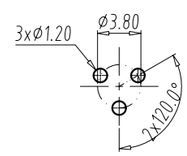

3pin C Coding

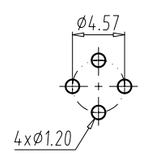

4pin C Coding

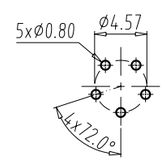

5pin C Coding

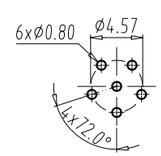

6pin C Coding

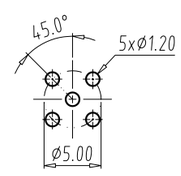

5pin B Coding

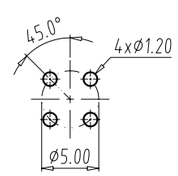

4pin D Coding

M12–A&B&C&D 面板式 PCB 型 屏蔽针 PCB layout 尺寸参考图
M12–A&B&C&D Panel, PCB Shielding needle Layout Dimension Reference Diagram

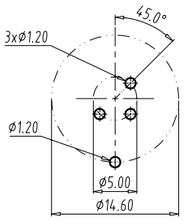

3pin A Coding

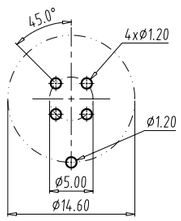

4pin A Coding

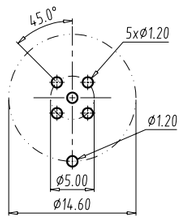

5pin A Coding

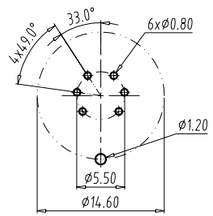

6pin A Coding

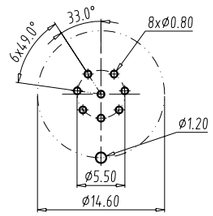

8pin A Coding

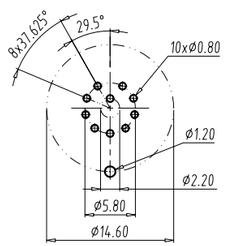

10pin A Coding

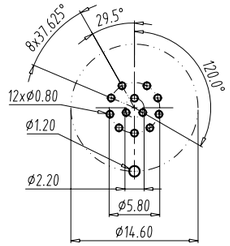

12pin A Coding

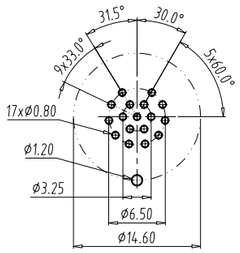

17pin A Coding

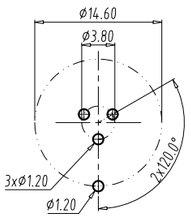

3pin C Coding

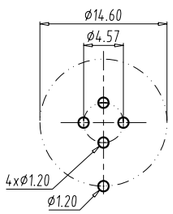

4pin C Coding

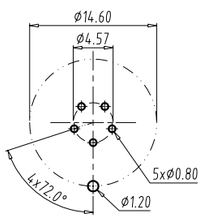

5pin C Coding

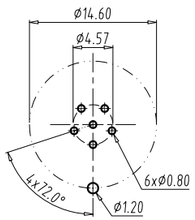

6pin C Coding

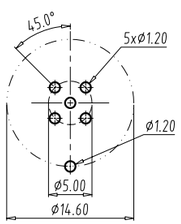

5pin B Coding

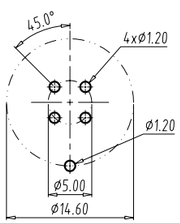

4pin D Coding

M12–X 母头面板式 PCB 型 前锁安装 PCB layout 尺寸参考图
M12–X Female Panel Mount PCB Front Mounting PCB Layout Dimension Reference Diagram

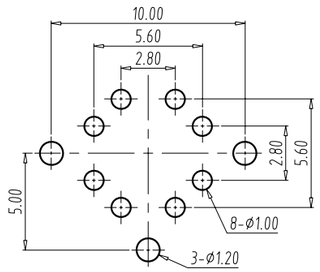

M12–Y 母头面板式 PCB 型 前锁安装 PCB layout 尺寸参考图
M12–Y Female Panel Mount PCB Front Mounting PCB Layout Dimension Reference Diagram

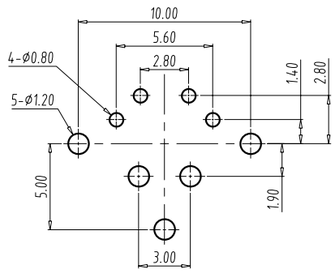

PCB layout (06P)

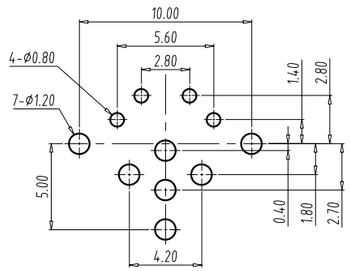

PCB layout (08P)

M12 – 组装式 – 直头 屏蔽 – A coding
M12 Field Assemble Shielded, Straight – A coding

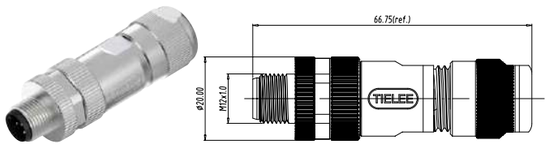

公头 Male

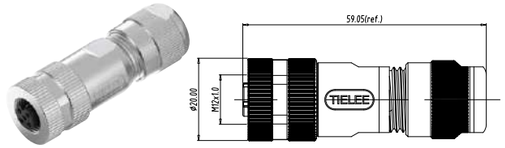

母头 Female

芯数 Numer of Pin	3	4	5	6	8	10	12
认证							
Pin 分布图（公头）							
Pin 分布图（母头）							
接触阻抗 Contact impedance	≤ 5mΩ						
绝缘阻抗 Insulation resistance	≥ 100MΩ						
插拔次数 Numberof plugand unplug cycles	≥ 100						
环境温度 Ambient temperature	–25℃ – 80℃						
防护等级 Ingress protection	IP67						
胶芯材质 Rubber core material	PA						
端子材料 Terminal material	铜镀金 Gold–plated Beryllium Copper						
是否屏蔽 Shielding	屏蔽 Shielded						
执行标准 Enforce the standard	IEC61076–2–101						
额定电压 Rated voltage	250V	250V	60V	30V	30V	30V	30V
额定电流 rated current	4A	4A	4A	2A	2A	1.5A	1.5A
连接方式 Contacts Termination	锁螺钉连接 (3 & 4 & 5P)				焊接 (6 & 8 & 10 & 12P)		

产品料号

芯数 Numer of Pin	线缆长度 length（M）	公头	母头
		无线缆 CableLess	无线缆 CableLess
3		TCC–312ML–AH012–03P–02T–0	TCC–312FL–AH012–03P–02T–0
4		TCC–312ML–AH012–04P–02T–0	TCC–312FL–AH012–04P–02T–0
5		TCC–312ML–AH012–05P–02T–0	TCC–312FL–AH012–05P–02T–0
6		TCC–312ML–AH012–06P–02S–0	TCC–312FL–AH012–06P–02S–0
8		TCC–312ML–AH012–08P–02S–0	TCC–312FL–AH012–08P–02S–0
10		TCC–312ML–AH012–10P–03S–0	TCC–312FL–AH012–10P–03S–0
12		TCC–312ML–AH012–12P–03S–0	TCC–312FL–AH012–12P–03S–0

M12 – 组装式 – 直头 屏蔽 – B coding
M12 Field Assemble Shielded, Straight – B coding

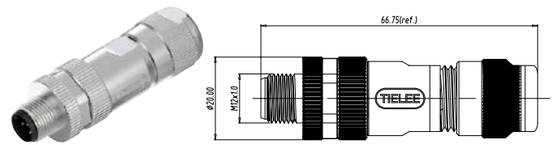

公头 Male

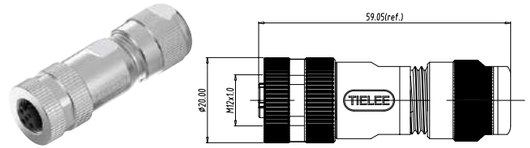

母头 Female

芯数 Numer of Pin	5
认证	
Pin 分布图（公头）	
Pin 分布图（母头）	
接触阻抗 Contact impedance	≤ 5mΩ
绝缘阻抗 Insulation resistance	≥ 100MΩ
插拔次数 Numberof plugand unplug cycles	≥ 100
环境温度 Ambient temperature	–25℃ – 80℃
防护等级 Ingress protection	IP67
胶芯材质 Rubber core material	PA
端子材料 Terminal material	铜镀金 Gold–plated Beryllium Copper
是否屏蔽 Shielding	屏蔽 Shielded
执行标准 Enforce the standard	IEC61076–2–101
额定电压 Rated voltage	60V
额定电流 rated current	4A
连接方式 Contacts Termination	锁螺钉连接

产品料号

芯数 Numer of Pin	线缆长度 length（M）	公头	母头
		无线缆 CableLess	无线缆 CableLess
5		TCC–312ML–BH012–05P–02T–0	TCC–312FL–BH012–05P–02T–0

M12 – 组装式 – 直头 屏蔽 D–coding
M12 Field Assemble Shielded, Straight, D–coding

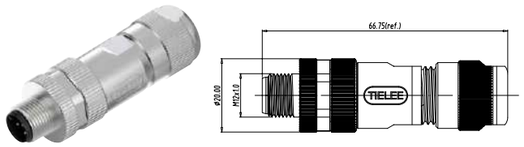

公头 Male

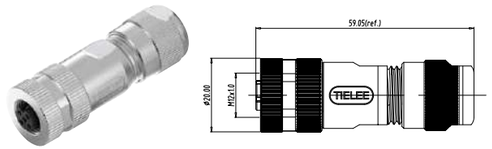

母头 Female

芯数 Numer of Pin	4
认证	
Pin 分布图（公头）	
Pin 分布图（母头）	
接触阻抗 Contact impedance	≤ 5mΩ
绝缘阻抗 Insulation resistance	≥ 100MΩ
插拔次数 Numberof plugand unplug cycles	≥ 100
环境温度 Ambient temperature	–25℃ – 80℃
防护等级 Ingress protection	IP67
胶芯材质 Rubber core material	PA
端子材料 Terminal material	铜镀金 Gold–plated Beryllium Copper
是否屏蔽 Shielding	屏蔽 Shielded
执行标准 Enforce the standard	IEC61076–2–101
额定电压 Rated voltage	250V
额定电流 rated current	4A
连接方式 Contacts Termination	锁螺钉连接

产品料号

芯数 Numer of Pin	线缆长度 length（M）	公头	母头
		无线缆 CableLess	无线缆 CableLess
4		TCC–312ML–DH012–04P–02T–0	TCC–312FL–DH012–04P–02T–0

M12 – 组装式 – 直头 屏蔽 S–coding
M12 Field Assemble Shielded, Straight, S–coding

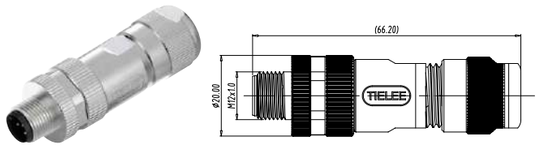

公头 Male

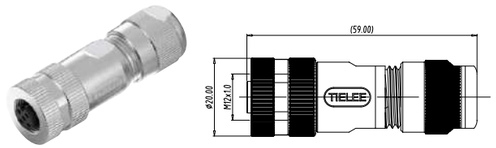

母头 Female

芯数 Numer of Pin	3	4
认证		
Pin 分布图（公头）		
Pin 分布图（母头）		
接触阻抗 Contact impedance	≤ 5mΩ	
绝缘阻抗 Insulation resistance	≥ 100MΩ	
插拔次数 Numberof plugand unplug cycles	≥ 100	
环境温度 Ambient temperature	–25℃ – 80℃	
防护等级 Ingress protection	IP67	
胶芯材质 Rubber core material	PA	
端子材料 Terminal material	铜镀金 Gold–plated Beryllium Copper	
是否屏蔽 Shielding	屏蔽 Shielded	
执行标准 Enforce the standard	IEC 61076–2–111	
额定电压 Rated voltage	630V	630V
额定电流 rated current	12A	12A
连接方式 Contacts Termination	锁螺钉连接	

产品料号

芯数 Numer of Pin	线缆长度 length（M）	公头	母头
		无线缆 CableLess	无线缆 CableLess
3		TCC–312ML–SH012–03P–02T–0	TCC–312FL–SH012–03P–02T–0
4		TCC–312ML–SH012–04P–02T–0	TCC–312FL–SH012–04P–02T–0

M12 – 组装式 – 直头 屏蔽 T–coding
M12 Field Assemble Shielded, Straight, T–coding

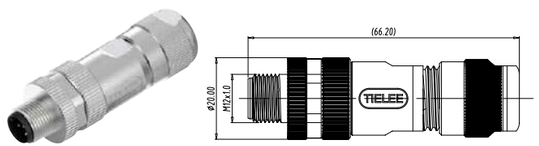

公头 Male

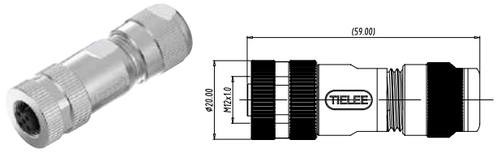

母头 Female

芯数 Numer of Pin	2	3	4
认证			
Pin 分布图（公头）			
Pin 分布图（母头）			
接触阻抗 Contact impedance	≤ 5mΩ		
绝缘阻抗 Insulation resistance	≥ 100MΩ		
插拔次数 Numberof plugand unplug cycles	≥ 100		
环境温度 Ambient temperature	–25℃ – 80℃		
防护等级 Ingress protection	IP67		
胶芯材质 Rubber core material	PA		
端子材料 Terminal material	铜镀金 Gold–plated Beryllium Copper		
是否屏蔽 Shielding	屏蔽 Shielded		
执行标准 Enforce the standard	IEC 61076–2–111		
额定电压 Rated voltage	63V	63V	63V
额定电流 rated current	12A	12A	12A
连接方式 Contacts Termination	锁螺钉连接		

产品料号

芯数 Numer of Pin	线缆长度 length（M）	公头	母头
		无线缆 CableLess	无线缆 CableLess
2		TCC–312ML–TH012–02P–02T–0	TCC–312FL–TH012–02P–02T–0
3		TCC–312ML–TH012–03P–02T–0	TCC–312FL–TH012–03P–02T–0
4		TCC–312ML–TH012–04P–02T–0	TCC–312FL–TH012–04P–02T–0

M12 – 组装式 – 直头 屏蔽 K–coding
M12 Field Assemble Shielded, Straight, K–coding

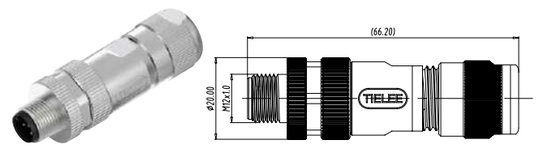

公头 Male

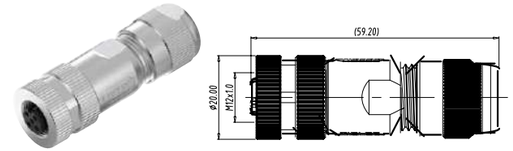

母头 Female

芯数 Numer of Pin	3	4	5
认证			
Pin 分布图（公头）			
Pin 分布图（母头）			
接触阻抗 Contact impedance	≤ 5mΩ		
绝缘阻抗 Insulation resistance	≥ 100MΩ		
插拔次数 Numberof plugand unplug cycles	≥ 100		
环境温度 Ambient temperature	–25℃ – 80℃		
防护等级 Ingress protection	IP67		
胶芯材质 Rubber core material	PA		
端子材料 Terminal material	铜镀金 Gold–plated Beryllium Copper		
是否屏蔽 Shielding	屏蔽 Shielded		
执行标准 Enforce the standard	IEC 61076–2–111		
额定电压 Rated voltage	630V	630V	630V
额定电流 rated current	12A	12A	12A
连接方式 Contacts Termination	锁螺钉连接		

产品料号

芯数 Numer of Pin	线缆长度 length（M）	公头	母头
		无线缆 CableLess	无线缆 CableLess
3		TCC–312ML–KH012–03P–02T–0	TCC–312FL–KH012–03P–02T–0
4		TCC–312ML–KH012–04P–02T–0	TCC–312FL–KH012–04P–02T–0
5		TCC–312ML–KH012–05P–02T–0	TCC–312FL–KH012–05P–02T–0

M12 – 组装式 – 直头 屏蔽 L–coding
M12 Field Assemble Shielded, Straight, L–coding

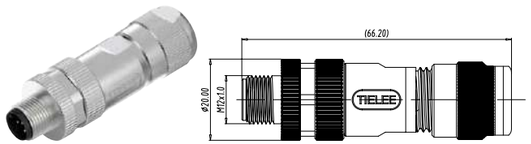

公头 Male

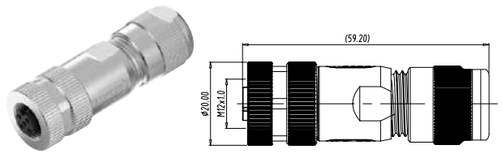

母头 Female

芯数 Numer of Pin	3	4	5
认证			
Pin 分布图（公头）			
Pin 分布图（母头）			
接触阻抗 Contact impedance	≤ 5mΩ		
绝缘阻抗 Insulation resistance	≥ 100MΩ		
插拔次数 Numberof plugand unplug cycles	≥ 100		
环境温度 Ambient temperature	–25℃ – 80℃		
防护等级 Ingress protection	IP67		
胶芯材质 Rubber core material	PA		
端子材料 Terminal material	铜镀金 Gold–plated Beryllium Copper		
是否屏蔽 Shielding	屏蔽 Shielded		
执行标准 Enforce the standard	IEC 61076–2–111		
额定电压 Rated voltage	63V	63V	63V
额定电流 rated current	16A	16A	16A
连接方式 Contacts Termination	锁螺钉连接		

产品料号

芯数 Numer of Pin	线缆长度 length（M）	公头	母头
		无线缆 CableLess	无线缆 CableLess
3		TCC–312ML–LH012–03P–02T–0	TCC–312FL–LH012–03P–02T–0
4		TCC–312ML–LH012–04P–02T–0	TCC–312FL–LH012–04P–02T–0
5		TCC–312ML–LH012–05P–02T–0	TCC–312FL–LH012–05P–02T–0

M12 – 组装式 – 直头 非屏蔽 – A coding
M12 Field Assemble Unshielded, Straight – A coding

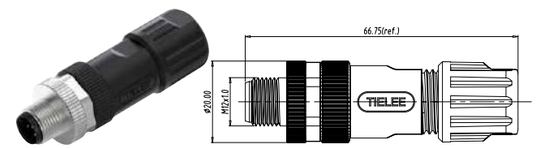

公头 Male

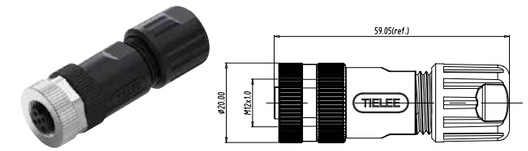

母头 Female

芯数 Numer of Pin	3	4	5	6	8	10	12
认证							
Pin 分布图（公头）	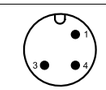	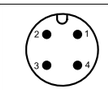	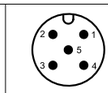	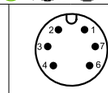	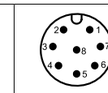	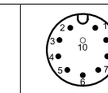	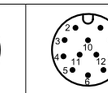
Pin 分布图（母头）			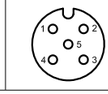	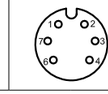	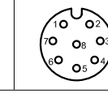	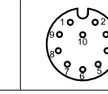	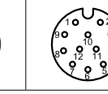
接触阻抗 Contact impedance	≤ 5mΩ						
绝缘阻抗 Insulation resistance	≥ 100MΩ						
插拔次数 Numberof plugand unplug cycles	≥ 100						
环境温度 Ambient temperature	–25℃ – 80℃						
防护等级 Ingress protection	IP67						
胶芯材质 Rubber core material	PA						
端子材料 Terminal material	铜镀金 Gold–plated Beryllium Copper						
是否屏蔽 Shielding	非屏蔽 Unshielded						
执行标准 Enforce the standard	IEC61076–2–101						
额定电压 Rated voltage	250V	250V	60V	30V	30V	30V	30V
额定电流 rated current	4A	4A	4A	2A	2A	1.5A	1.5A
连接方式 Contacts Termination	锁螺钉连接 (3 & 4 & 5P)				焊接 (6 & 8 & 10 & 12P)		

产品料号

芯数 Numer of Pin	线缆长度 length（M）	公头	母头
		无线缆 CableLess	无线缆 CableLess
3		TCC–312ML–A012–03P–02T–0	TCC–312FL–A012–03P–02T–0
4		TCC–312ML–A012–04P–02T–0	TCC–312FL–A012–04P–02T–0
5		TCC–312ML–A012–05P–02T–0	TCC–312FL–A012–05P–02T–0
6		TCC–312ML–A012–06P–02S–0	TCC–312FL–A012–06P–02S–0
8		TCC–312ML–A012–08P–02S–0	TCC–312FL–A012–08P–02S–0
10		TCC–312ML–A012–10P–03S–0	TCC–312FL–A012–10P–03S–0
12		TCC–312ML–A012–12P–03S–0	TCC–312FL–A012–12P–03S–0

M12 – 组装式 – 直头 非屏蔽 – B coding
M12 Field Assemble Unshielded, Straight – B coding

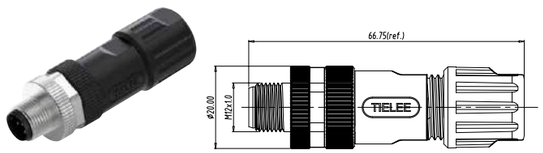

公头 Male

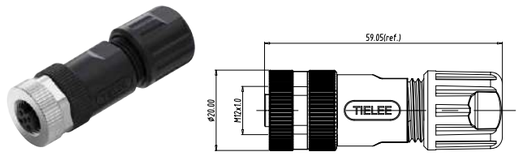

母头 Female

芯数 Numer of Pin	5
认证	
Pin 分布图（公头）	
Pin 分布图（母头）	
接触阻抗 Contact impedance	≤ 5mΩ
绝缘阻抗 Insulation resistance	≥ 100MΩ
插拔次数 Numberof plugand unplug cycles	≥ 100
环境温度 Ambient temperature	–25℃ – 80℃
防护等级 Ingress protection	IP67
胶芯材质 Rubber core material	PA
端子材料 Terminal material	铜镀金 Gold–plated Beryllium Copper
是否屏蔽 Shielding	非屏蔽 Unshielded
执行标准 Enforce the standard	IEC61076–2–101
额定电压 Rated voltage	60V
额定电流 rated current	4A
连接方式 Contacts Termination	锁螺钉连接

产品料号

芯数 Numer of Pin	线缆长度 length（M）	公头	母头
		无线缆 CableLess	无线缆 CableLess
5		TCC–312ML–B012–05P–02T–0	TCC–312FL–B012–05P–02T–0

M12 – 组装式 – 直头 非屏蔽 S–coding
M12 Field Assemble Unshielded, Straight, S–coding

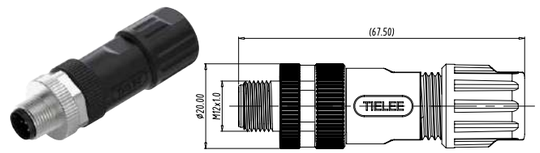

公头 Male

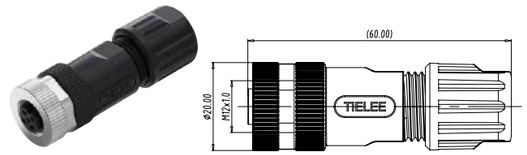

母头 Female

芯数 Numer of Pin	3	4
认证		
Pin 分布图（公头）		
Pin 分布图（母头）		
接触阻抗 Contact impedance	≤ 5mΩ	
绝缘阻抗 Insulation resistance	≥ 100MΩ	
插拔次数 Numberof plugand unplug cycles	≥ 100	
环境温度 Ambient temperature	–25℃ – 80℃	
防护等级 Ingress protection	IP67	
胶芯材质 Rubber core material	PA	
端子材料 Terminal material	铜镀金 Gold–plated Beryllium Copper	
是否屏蔽 Shielding	非屏蔽 Unshielded	
执行标准 Enforce the standard	IEC 61076–2–111	
额定电压 Rated voltage	630V	630V
额定电流 rated current	12A	12A
连接方式 Contacts Termination	锁螺钉连接	

产品料号

芯数 Numer of Pin	线缆长度 length（M）	公头	母头
		无线缆 CableLess	无线缆 CableLess
3		TCC–312ML–S012–03P–02T–0	TCC–312FL–S012–03P–02T–0
4		TCC–312ML–S012–04P–02T–0	TCC–312FL–S012–04P–02T–0

M12 – 组装式 – 直头 非屏蔽 T–coding
M12 Field Assemble Unshielded, Straight, T–coding

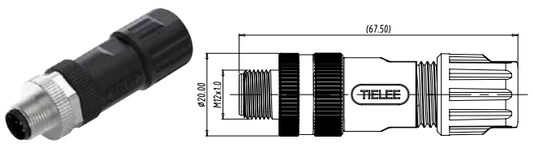

公头 Male

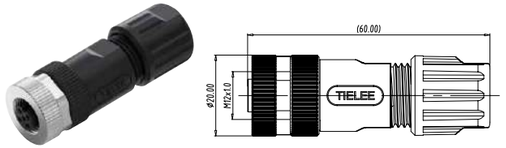

母头 Female

芯数 Numer of Pin	2	3	4
认证			
Pin 分布图（公头）			
Pin 分布图（母头）			
接触阻抗 Contact impedance	≤ 5mΩ		
绝缘阻抗 Insulation resistance	≥ 100MΩ		
插拔次数 Numberof plugand unplug cycles	≥ 100		
环境温度 Ambient temperature	–25℃ – 80℃		
防护等级 Ingress protection	IP67		
胶芯材质 Rubber core material	PA		
端子材料 Terminal material	铜镀金 Gold–plated Beryllium Copper		
是否屏蔽 Shielding	非屏蔽 Unshielded		
执行标准 Enforce the standard	IEC 61076–2–111		
额定电压 Rated voltage	63V	63V	63V
额定电流 rated current	12A	12A	12A
连接方式 Contacts Termination	锁螺钉连接		

产品料号

芯数 Numer of Pin	线缆长度 length（M）	公头	母头
		无线缆 CableLess	无线缆 CableLess
2		TCC–312ML–T012–02P–02T–0	TCC–312FL–T012–02P–02T–0
3		TCC–312ML–T012–03P–02T–0	TCC–312FL–T012–03P–02T–0
4		TCC–312ML–T012–04P–02T–0	TCC–312FL–T012–04P–02T–0

M12 – 组装式 – 直头 非屏蔽 K–coding
M12 Field Assemble Unshielded, Straight, K–coding

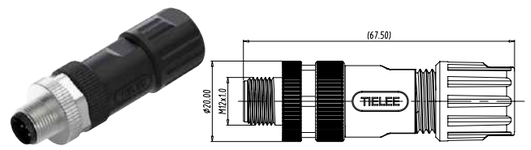

公头 Male

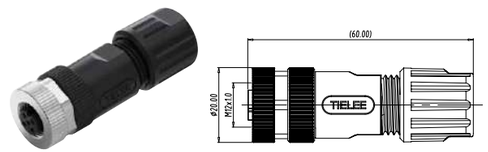

母头 Female

芯数 Numer of Pin	3	4	5
认证			
Pin 分布图（公头）			
Pin 分布图（母头）			
接触阻抗 Contact impedance	≤ 5mΩ		
绝缘阻抗 Insulation resistance	≥ 100MΩ		
插拔次数 Numberof plugand unplug cycles	≥ 100		
环境温度 Ambient temperature	–25℃ – 80℃		
防护等级 Ingress protection	IP67		
胶芯材质 Rubber core material	PA		
端子材料 Terminal material	铜镀金 Gold–plated Beryllium Copper		
是否屏蔽 Shielding	非屏蔽 Unshielded		
执行标准 Enforce the standard	IEC 61076–2–111		
额定电压 Rated voltage	630V	630V	630V
额定电流 rated current	12A	12A	12A
连接方式 Contacts Termination	锁螺钉连接		

产品料号

芯数 Numer of Pin	线缆长度 length（M）	公头	母头
		无线缆 CableLess	无线缆 CableLess
3		TCC–312ML–K012–03P–02T–0	TCC–312FL–K012–03P–02T–0
4		TCC–312ML–K012–04P–02T–0	TCC–312FL–K012–04P–02T–0
5		TCC–312ML–K012–05P–02T–0	TCC–312FL–K012–05P–02T–0

M12 – 组装式 – 直头 非屏蔽 L–coding
M12 Field Assemble Unshielded, Straight, L–coding

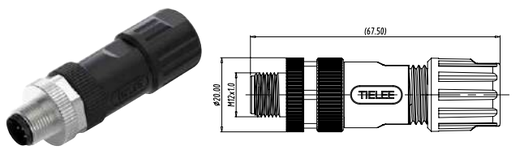

公头 Male

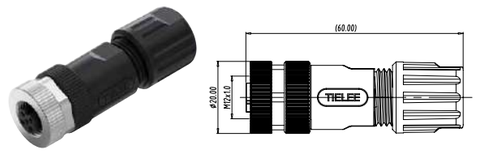

母头 Female

芯数 Numer of Pin	3	4	5
认证			
Pin 分布图（公头）			
Pin 分布图（母头）			
接触阻抗 Contact impedance	≤ 5mΩ		
绝缘阻抗 Insulation resistance	≥ 100MΩ		
插拔次数 Numberof plugand unplug cycles	≥ 100		
环境温度 Ambient temperature	–25℃ – 80℃		
防护等级 Ingress protection	IP67		
胶芯材质 Rubber core material	PA		
端子材料 Terminal material	铜镀金 Gold–plated Beryllium Copper		
是否屏蔽 Shielding	非屏蔽 Unshielded		
执行标准 Enforce the standard	IEC 61076–2–111		
额定电压 Rated voltage	63V	63V	63V
额定电流 rated current	16A	16A	16A
连接方式 Contacts Termination	锁螺钉连接		

产品料号

芯数 Numer of Pin	线缆长度 length（M）	公头	母头
		无线缆 CableLess	无线缆 CableLess
3		TCC–312ML–L012–03P–02T–0	TCC–312FL–L012–03P–02T–0
4		TCC–312ML–L012–04P–02T–0	TCC–312FL–L012–04P–02T–0
5		TCC–312ML–L012–05P–02T–0	TCC–312FL–L012–05P–02T–0

M12 – 组装式 – 弯头 屏蔽 – A coding
M12 Field Assemble Shielded, Angled – A coding

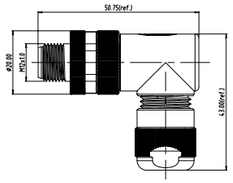

公头 Male

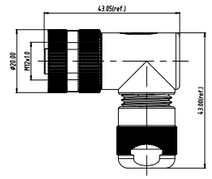

母头 Female

芯数 Numer of Pin	3	4	5	6	8	10	12
认证							
Pin 分布图（公头）							
Pin 分布图（母头）							
接触阻抗 Contact impedance	≤ 5mΩ						
绝缘阻抗 Insulation resistance	≥ 100MΩ						
插拔次数 Numberof plugand unplug cycles	≥ 100						
环境温度 Ambient temperature	–25℃ – 80℃						
防护等级 Ingress protection	IP67						
胶芯材质 Rubber core material	PA						
端子材料 Terminal material	铜镀金 Gold–plated Beryllium Copper						
是否屏蔽 Shielding	屏蔽 Shielded						
执行标准 Enforce the standard	IEC61076–2–101						
额定电压 Rated voltage	250V	250V	60V	30V	30V	30V	30V
额定电流 rated current	4A	4A	4A	2A	2A	1.5A	1.5A
连接方式 Contacts Termination	锁螺钉连接 (3 & 4 & 5P)				焊接 (6 & 8 & 10 & 12P)		

产品料号

芯数 Numer of Pin	线缆长度 length（M）	公头	母头
		无线缆 CableLess	无线缆 CableLess
3		TCC–312MR–AH012–03P–02T–0	TCC–312FR–AH012–03P–02T–0
4		TCC–312MR–AH012–04P–02T–0	TCC–312FR–AH012–04P–02T–0
5		TCC–312MR–AH012–05P–02T–0	TCC–312FR–AH012–05P–02T–0
6		TCC–312MR–AH012–06P–02S–0	TCC–312FR–AH012–06P–02S–0
8		TCC–312MR–AH012–08P–02S–0	TCC–312FR–AH012–08P–02S–0
10		TCC–312MR–AH012–10P–03S–0	TCC–312FR–AH012–10P–03S–0
12		TCC–312MR–AH012–12P–03S–0	TCC–312FR–AH012–12P–03S–0

M12 – 组装式 – 弯头 屏蔽 – B coding
M12 Field Assemble Shielded, Angled – B coding

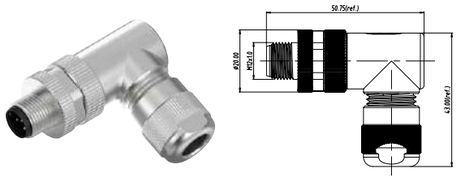

公头 Male


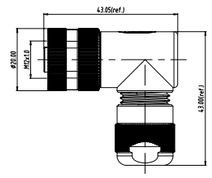

母头 Female

芯数 Numer of Pin	5
认证	
Pin 分布图（公头）	
Pin 分布图（母头）	
接触阻抗 Contact impedance	≤ 5mΩ
绝缘阻抗 Insulation resistance	≥ 100MΩ
插拔次数 Numberof plugand unplug cycles	≥ 100
环境温度 Ambient temperature	–25℃ – 80℃
防护等级 Ingress protection	IP67
胶芯材质 Rubber core material	PA
端子材料 Terminal material	铜镀金 Gold–plated Beryllium Copper
是否屏蔽 Shielding	屏蔽 Shielded
执行标准 Enforce the standard	IEC61076–2–101
额定电压 Rated voltage	60V
额定电流 rated current	4A
连接方式 Contacts Termination	锁螺钉连接

产品料号

芯数 Numer of Pin	线缆长度 length（M）	公头	母头
		无线缆 CableLess	无线缆 CableLess
5		TCC–312MR–BH012–05P–02T–0	TCC–312FR–BH012–05P–02T–0

M12 – 组装式 – 弯头 屏蔽 D–coding
M12 Field Assemble Shielded, Angled, D–coding


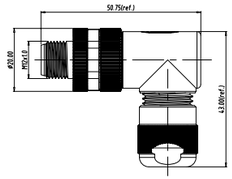

公头 Male


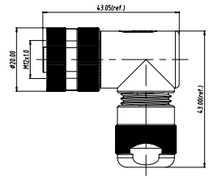

母头 Female

芯数 Numer of Pin	4
认证	
Pin 分布图（公头）	
Pin 分布图（母头）	
接触阻抗 Contact impedance	≤ 5mΩ
绝缘阻抗 Insulation resistance	≥ 100MΩ
插拔次数 Numberof plugand unplug cycles	≥ 100
环境温度 Ambient temperature	–25℃ – 80℃
防护等级 Ingress protection	IP67
胶芯材质 Rubber core material	PA
端子材料 Terminal material	铜镀金 Gold–plated Beryllium Copper
是否屏蔽 Shielding	屏蔽 Shielded
执行标准 Enforce the standard	IEC61076–2–101
额定电压 Rated voltage	60V
额定电流 rated current	4A
连接方式 Contacts Termination	锁螺钉连接

产品料号

芯数 Numer of Pin	线缆长度 length（M）	公头	母头
		无线缆 CableLess	无线缆 CableLess
4		TCC–312MR–DH012–04P–02T–0	TCC–312FR–DH012–04P–02T–0

M12 – 组装式 – 弯头 屏蔽 S–coding
M12 Field Assemble Shielded, Angled, S–coding

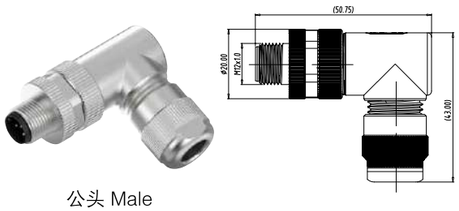

公头 Male

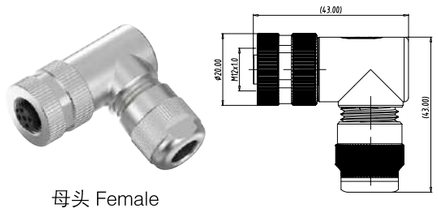

母头 Female

芯数 Numer of Pin	3	4
认证		
Pin 分布图（公头）		
Pin 分布图（母头）		
接触阻抗 Contact impedance	≤ 5mΩ	
绝缘阻抗 Insulation resistance	≥ 100MΩ	
插拔次数 Numberof plugand unplug cycles	≥ 100	
环境温度 Ambient temperature	–25℃ – 80℃	
防护等级 Ingress protection	IP67	
胶芯材质 Rubber core material	PA	
端子材料 Terminal material	铜镀金 Gold–plated Beryllium Copper	
是否屏蔽 Shielding	屏蔽 Shielded	
执行标准 Enforce the standard	IEC 61076–2–111	
额定电压 Rated voltage	630V	630V
额定电流 rated current	12A	12A
连接方式 Contacts Termination	锁螺钉连接	

产品料号

芯数 Numer of Pin	线缆长度 length（M）	公头	母头
		无线缆 CableLess	无线缆 CableLess
3		TCC–312MR–SH012–03P–02T–0	TCC–312FR–SH012–03P–02T–0
4		TCC–312MR–SH012–04P–02T–0	TCC–312FR–SH012–04P–02T–0

M12 – 组装式 – 弯头 屏蔽 T–coding
M12 Field Assemble Shielded, Angled, T–coding

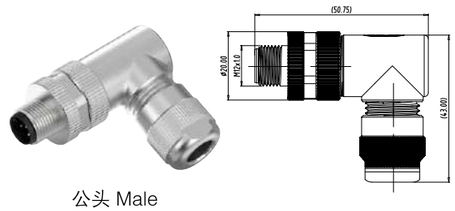

公头 Male

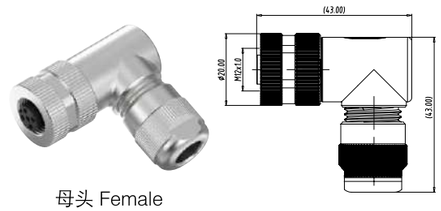

母头 Female

芯数 Numer of Pin	2	3	4
认证			
Pin 分布图（公头）			
Pin 分布图（母头）			
接触阻抗 Contact impedance	≤ 5mΩ		
绝缘阻抗 Insulation resistance	≥ 100MΩ		
插拔次数 Numberof plugand unplug cycles	≥ 100		
环境温度 Ambient temperature	–25℃ – 80℃		
防护等级 Ingress protection	IP67		
胶芯材质 Rubber core material	PA		
端子材料 Terminal material	铜镀金 Gold–plated Beryllium Copper		
是否屏蔽 Shielding	屏蔽 Shielded		
执行标准 Enforce the standard	IEC 61076–2–111		
额定电压 Rated voltage	63V	63V	63V
额定电流 rated current	12A	12A	12A
连接方式 Contacts Termination	锁螺钉连接		

产品料号

芯数 Numer of Pin	线缆长度 length（M）	公头	母头
		无线缆 CableLess	无线缆 CableLess
2		TCC–312MR–TH012–02P–02T–0	TCC–312FR–TH012–02P–02T–0
3		TCC–312MR–TH012–03P–02T–0	TCC–312FR–TH012–03P–02T–0
4		TCC–312MR–TH012–04P–02T–0	TCC–312FR–TH012–04P–02T–0

M12 – 组装式 – 弯头 屏蔽 K–coding
M12 Field Assemble Shielded, Angled, K–coding

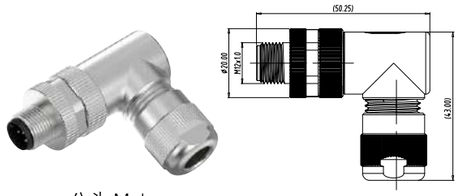

公头 Male

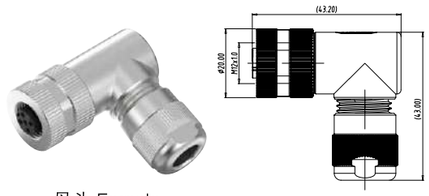

母头 Female

芯数 Numer of Pin	3	4	5
认证			
Pin 分布图（公头）			
Pin 分布图（母头）			
接触阻抗 Contact impedance	≤ 5mΩ		
绝缘阻抗 Insulation resistance	≥ 100MΩ		
插拔次数 Numberof plugand unplug cycles	≥ 100		
环境温度 Ambient temperature	–25℃ – 80℃		
防护等级 Ingress protection	IP67		
胶芯材质 Rubber core material	PA		
端子材料 Terminal material	铜镀金 Gold–plated Beryllium Copper		
是否屏蔽 Shielding	屏蔽 Shielded		
执行标准 Enforce the standard	IEC 61076–2–111		
额定电压 Rated voltage	630V	630V	630V
额定电流 rated current	12A	12A	12A
连接方式 Contacts Termination	锁螺钉连接		

产品料号

芯数 Numer of Pin	线缆长度 length（M）	公头	母头
		无线缆 CableLess	无线缆 CableLess
3		TCC–312MR–KH012–03P–02T–0	TCC–312FR–KH012–03P–02T–0
4		TCC–312MR–KH012–04P–02T–0	TCC–312FR–KH012–04P–02T–0
5		TCC–312MR–KH012–05P–02T–0	TCC–312FR–KH012–05P–02T–0

M12 – 组装式 – 弯头 屏蔽 L–coding
M12 Field Assemble Shielded, Angled, L–coding

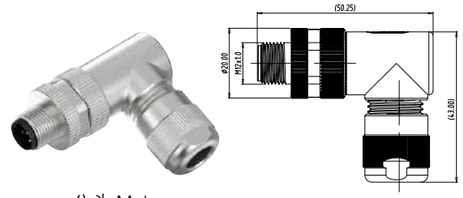

公头 Male

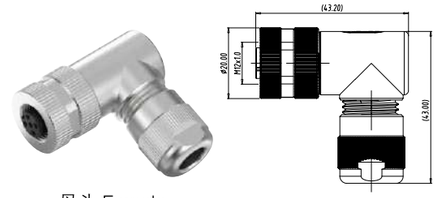

母头 Female

芯数 Numer of Pin	3	4	5
认证			
Pin 分布图（公头）			
Pin 分布图（母头）			
接触阻抗 Contact impedance	≤ 5mΩ		
绝缘阻抗 Insulation resistance	≥ 100MΩ		
插拔次数 Numberof plugand unplug cycles	≥ 100		
环境温度 Ambient temperature	–25℃ – 80℃		
防护等级 Ingress protection	IP67		
胶芯材质 Rubber core material	PA		
端子材料 Terminal material	铜镀金 Gold–plated Beryllium Copper		
是否屏蔽 Shielding	屏蔽 Shielded		
执行标准 Enforce the standard	IEC 61076–2–111		
额定电压 Rated voltage	63V	63V	63V
额定电流 rated current	16A	16A	16A
连接方式 Contacts Termination	锁螺钉连接		

产品料号

芯数 Numer of Pin	线缆长度 length（M）	公头	母头
		无线缆 CableLess	无线缆 CableLess
3		TCC–312MR–LH012–03P–02T–0	TCC–312FR–LH012–03P–02T–0
4		TCC–312MR–LH012–04P–02T–0	TCC–312FR–LH012–04P–02T–0
5		TCC–312MR–LH012–05P–02T–0	TCC–312FR–LH012–05P–02T–0

M12 – 组装式 – 弯头 非屏蔽 – A coding
M12 Field Assemble Unshielded, Angled – A coding



公头 Male

母头 Female

芯数 Numer of Pin	3	4	5	6	8	10	12
认证							
Pin 分布图（公头）							
Pin 分布图（母头）							
接触阻抗 Contact impedance	≤ 5mΩ						
绝缘阻抗 Insulation resistance	≥ 100MΩ						
插拔次数 Numberof plugand unplug cycles	≥ 100						
环境温度 Ambient temperature	–25℃ – 80℃						
防护等级 Ingress protection	IP67						
胶芯材质 Rubber core material	PA						
端子材料 Terminal material	铜镀金 Gold–plated Beryllium Copper						
是否屏蔽 Shielding	非屏蔽 Unshielded						
执行标准 Enforce the standard	IEC61076–2–101						
额定电压 Rated voltage	250V	250V	60V	30V	30V	30V	30V
额定电流 rated current	4A	4A	4A	2A	2A	1.5A	1.5A
连接方式 Contacts Termination	锁螺钉连接 (3 & 4 & 5P)				焊接 (6 & 8 & 10 & 12P)		

产品料号

芯数 Numer of Pin	线缆长度 length（M）	公头	母头
		无线缆 CableLess	无线缆 CableLess
3		TCC–312MR–A012–03P–02T–0	TCC–312FR–A012–03P–02T–0
4		TCC–312MR–A012–04P–02T–0	TCC–312FR–A012–04P–02T–0
5		TCC–312MR–A012–05P–02T–0	TCC–312FR–A012–05P–02T–0
6		TCC–312MR–A012–06P–02S–0	TCC–312FR–A012–06P–02S–0
8		TCC–312MR–A012–08P–02S–0	TCC–312FR–A012–08P–02S–0
10		TCC–312MR–A012–10P–03S–0	TCC–312FR–A012–10P–03S–0
12		TCC–312MR–A012–12P–03S–0	TCC–312FR–A012–12P–03S–0

M12 – 组装式 – 弯头 非屏蔽 – B coding
M12 Field Assemble Unshielded, Angled – B coding

公头 Male

母头 Female

芯数 Numer of Pin	5
认证	
Pin 分布图（公头）	
Pin 分布图（母头）	
接触阻抗 Contact impedance	≤ 5mΩ
绝缘阻抗 Insulation resistance	≥ 100MΩ
插拔次数 Numberof plugand unplug cycles	≥ 100
环境温度 Ambient temperature	–25℃ – 80℃
防护等级 Ingress protection	IP67
胶芯材质 Rubber core material	PA
端子材料 Terminal material	铜镀金 Gold–plated Beryllium Copper
是否屏蔽 Shielding	非屏蔽 Unshielded
执行标准 Enforce the standard	IEC61076–2–101
额定电压 Rated voltage	60V
额定电流 rated current	4A
连接方式 Contacts Termination	锁螺钉连接

产品料号

芯数 Numer of Pin	线缆长度 length（M）	公头	母头
		无线缆 CableLess	无线缆 CableLess
5		TCC–312MR–B012–05P–02T–0	TCC–312FR–B012–05P–02T–0

M12 – 组装式 – 弯头 非屏蔽 S–coding
M12 Field Assemble Unshielded, Angled, S–coding

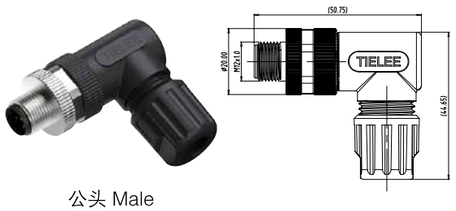

公头 Male

母头 Female

芯数 Numer of Pin	3	4
认证		
Pin 分布图（公头）		
Pin 分布图（母头）		
接触阻抗 Contact impedance	≤ 5mΩ	
绝缘阻抗 Insulation resistance	≥ 100MΩ	
插拔次数 Numberof plugand unplug cycles	≥ 100	
环境温度 Ambient temperature	–25℃ – 80℃	
防护等级 Ingress protection	IP67	
胶芯材质 Rubber core material	PA	
端子材料 Terminal material	铜镀金 Gold–plated Beryllium Copper	
是否屏蔽 Shielding	非屏蔽 Unshielded	
执行标准 Enforce the standard	IEC 61076–2–111	
额定电压 Rated voltage	630V	630V
额定电流 rated current	12A	12A
连接方式 Contacts Termination	锁螺钉连接	

产品料号

芯数 Numer of Pin	线缆长度 length（M）	公头	母头
		无线缆 CableLess	无线缆 CableLess
3		TCC–312MR–S012–03P–02T–0	TCC–312FR–S012–03P–02T–0
4		TCC–312MR–S012–04P–02T–0	TCC–312FR–S012–04P–02T–0

M12 – 组装式 – 弯头 非屏蔽 T–coding
M12 Field Assemble Unshielded, Angled, T–coding

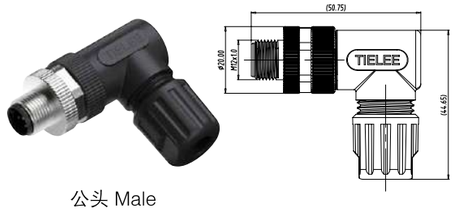

公头 Male



母头 Female

芯数 Numer of Pin	2	3	4
认证			
Pin 分布图（公头）			
Pin 分布图（母头）			
接触阻抗 Contact impedance	≤ 5mΩ		
绝缘阻抗 Insulation resistance	≥ 100MΩ		
插拔次数 Numberof plugand unplug cycles	≥ 100		
环境温度 Ambient temperature	–25℃ – 80℃		
防护等级 Ingress protection	IP67		
胶芯材质 Rubber core material	PA		
端子材料 Terminal material	铜镀金 Gold–plated Beryllium Copper		
是否屏蔽 Shielding	非屏蔽 Unshielded		
执行标准 Enforce the standard	IEC 61076–2–111		
额定电压 Rated voltage	63V	63V	63V
额定电流 rated current	12A	12A	12A
连接方式 Contacts Termination	锁螺钉连接		

产品料号

芯数 Numer of Pin	线缆长度 length（M）	公头	母头
		无线缆 CableLess	无线缆 CableLess
2		TCC–312MR–T012–02P–02T–0	TCC–312FR–T012–02P–02T–0
3		TCC–312MR–T012–03P–02T–0	TCC–312FR–T012–03P–02T–0
4		TCC–312MR–T012–04P–02T–0	TCC–312FR–T012–04P–02T–0

M12 – 组装式 – 弯头 非屏蔽 K –coding
M12 Field Assemble Unshielded, Angled, K–coding


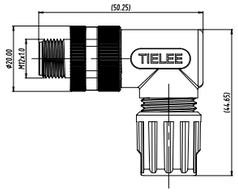

公头 Male


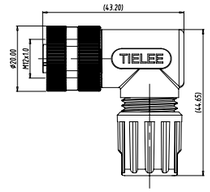

母头 Female

芯数 Numer of Pin	3	4	5
认证			
Pin 分布图（公头）			
Pin 分布图（母头）			
接触阻抗 Contact impedance	≤ 5mΩ		
绝缘阻抗 Insulation resistance	≥ 100MΩ		
插拔次数 Numberof plugand unplug cycles	≥ 100		
环境温度 Ambient temperature	–25℃ – 80℃		
防护等级 Ingress protection	IP67		
胶芯材质 Rubber core material	PA		
端子材料 Terminal material	铜镀金 Gold–plated Beryllium Copper		
是否屏蔽 Shielding	非屏蔽 Unshielded		
执行标准 Enforce the standard	IEC 61076–2–111		
额定电压 Rated voltage	630V	630V	630V
额定电流 rated current	12A	12A	12A
连接方式 Contacts Termination	锁螺钉连接		

产品料号

芯数 Numer of Pin	线缆长度 length（M）	公头	母头
		无线缆 CableLess	无线缆 CableLess
3		TCC–312MR–K012–03P–02T–0	TCC–312FR–K012–03P–02T–0
4		TCC–312MR–K012–04P–02T–0	TCC–312FR–K012–04P–02T–0
5		TCC–312MR–K012–05P–02T–0	TCC–312FR–K012–05P–02T–0

M12 – 组装式 – 弯头 非屏蔽 L–coding
M12 Field Assemble Unshielded, Angled, L–coding


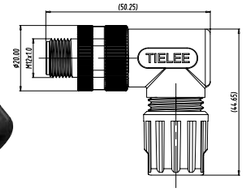

公头 Male


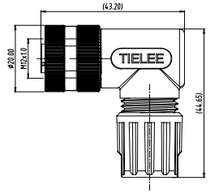

母头 Female

芯数 Numer of Pin	3	4	5
认证			
Pin 分布图（公头）			
Pin 分布图（母头）			
接触阻抗 Contact impedance	≤ 5mΩ		
绝缘阻抗 Insulation resistance	≥ 100MΩ		
插拔次数 Numberof plugand unplug cycles	≥ 100		
环境温度 Ambient temperature	–25℃ – 80℃		
防护等级 Ingress protection	IP67		
胶芯材质 Rubber core material	PA		
端子材料 Terminal material	铜镀金 Gold–plated Beryllium Copper		
是否屏蔽 Shielding	非屏蔽 Unshielded		
执行标准 Enforce the standard	IEC 61076–2–111		
额定电压 Rated voltage	63V	63V	63V
额定电流 rated current	16A	16A	16A
连接方式 Contacts Termination	锁螺钉连接		

产品料号

芯数 Numer of Pin	线缆长度 length（M）	公头	母头
		无线缆 CableLess	无线缆 CableLess
3		TCC–312MR–L012–03P–02T–0	TCC–312FR–L012–03P–02T–0
4		TCC–312MR–L012–04P–02T–0	TCC–312FR–L012–04P–02T–0
5		TCC–312MR–L012–05P–02T–0	TCC–312FR–L012–05P–02T–0