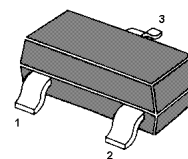


# BCV26 / BCV46

## PNP Darlington Transistors

for preamplifier input applications



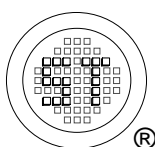
1. Base 2. Emitter 3. Collector  
SOT-23 Plastic Package

### Absolute Maximum Ratings ( $T_a = 25\text{ }^\circ\text{C}$ )

Parameter	Symbol	Value	Unit
Collector Base Voltage	BCV26 BCV46 $-V_{CBO}$	40 80	V
Collector Emitter Voltage	BCV26 BCV46 $-V_{CEO}$	30 60	V
Emitter Base Voltage	$-V_{EBO}$	10	V
Collector Current	$-I_C$	500	mA
Peak Collector Current	$-I_{CM}$	800	mA
Base Current	$-I_B$	100	mA
Total Power Dissipation	$P_{tot}$	200	mW
Junction Temperature	$T_j$	150	$^\circ\text{C}$
Storage Temperature Range	$T_{Stg}$	- 65 to + 150	$^\circ\text{C}$

### Characteristics at $T_a = 25\text{ }^\circ\text{C}$

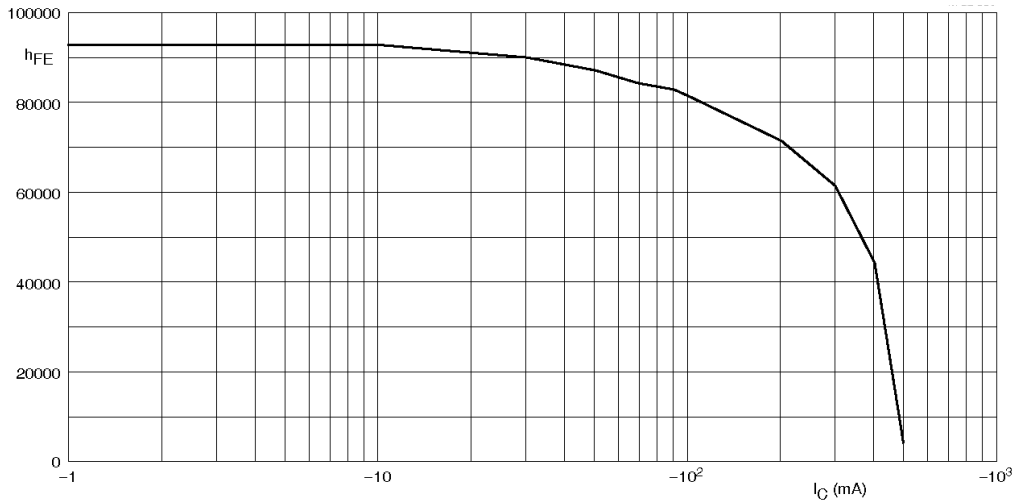
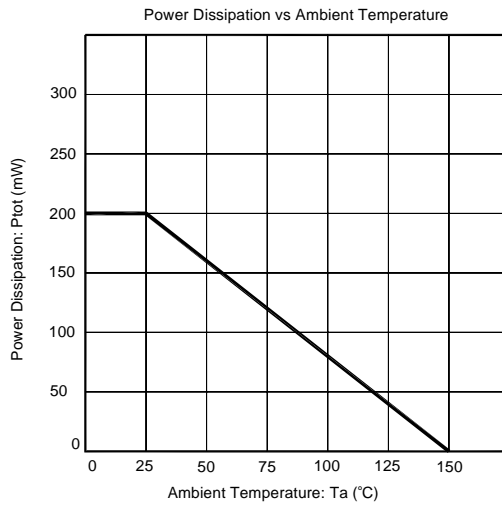
Parameter	Symbol	Min.	Typ.	Max.	Unit
DC Current Gain					
at $-V_{CE} = 5\text{ V}$ , $-I_C = 1\text{ mA}$	BCV26 BCV46 $h_{FE}$	4000 2000	- -	- -	- -
at $-V_{CE} = 5\text{ V}$ , $-I_C = 10\text{ mA}$	BCV26 BCV46 $h_{FE}$	10000 4000	- -	- -	- -
at $-V_{CE} = 5\text{ V}$ , $-I_C = 100\text{ mA}$	BCV26 BCV46 $h_{FE}$	20000 10000	- -	- -	- -
Collector Base Cutoff Current					
at $-V_{CB} = 30\text{ V}$	BCV26 $-I_{CBO}$	-	-	100	nA
at $-V_{CB} = 60\text{ V}$	BCV46 $-I_{CBO}$	-	-	100	nA
Emitter Base Cutoff Current					
at $-V_{EB} = 10\text{ V}$	$-I_{EBO}$	-	-	100	nA
Collector Base Breakdown Voltage					
at $-I_C = 100\text{ }\mu\text{A}$	BCV26 BCV46 $-V_{(BR)CBO}$	40 80	- -	- -	V
Collector Emitter Breakdown Voltage					
at $-I_C = 10\text{ mA}$	BCV26 BCV46 $-V_{(BR)CEO}$	30 60	- -	- -	V
Emitter Base Breakdown Voltage					
at $-I_E = 10\text{ }\mu\text{A}$	$-V_{(BR)EBO}$	10	-	-	V
Collector Emitter Saturation Voltage					
at $-I_C = 100\text{ mA}$ , $-I_B = 0.1\text{ mA}$	$-V_{CE(sat)}$	-	-	1	V
Base Emitter Saturation Voltage					
at $-I_C = 100\text{ mA}$ , $-I_B = 0.1\text{ mA}$	$-V_{BE(sat)}$	-	-	1.5	V
Base Emitter On-state Voltage					
at $-I_C = 10\text{ mA}$ , $-V_{CE} = 5\text{ V}$	$-V_{BE(on)}$	-	-	1.4	V
Transition Frequency					
at $-V_{CE} = 5\text{ V}$ , $-I_C = 30\text{ mA}$ , $f = 100\text{ MHz}$	$f_T$	-	220	-	MHz



**SEMTECH ELECTRONICS LTD.**  
Subsidiary of Sino-Tech International (BVI) Limited

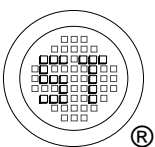


Dated : 18/08/2007



$V_{CE} = -2V$ .

DC current gain; typical values.



**SEMTECH ELECTRONICS LTD.**  
 Subsidiary of Sino-Tech International (BVI) Limited



Dated : 18/08/2007